



SLS DAV PUBLIC SCHOOL, MAUSAM VIHAR, DELHI-51

## SUMMER HOLIDAYS HOME ASSIGNMENT 2015-16, CLASS II

Dear Parents,



It's time once again to welcome and enjoy the long awaited summer vacations. It is time to relax as well as fruitfully occupy the children in various scholastic and co-scholastic areas. Keeping this in mind we have designed and framed interesting project work/assignments to be completed during the summer vacation to encourage in-depth learning,

clearing concepts and preparing ground for improved academic output.

As parents, kindly motivate and lend support to your children and ensure that they complete their given work well-in-time and to the best of their ability. Your encouragement

can actually make a huge difference to the ultimate learning outcome of these projects. We would be happy if parents encourage children to work on their own.

" Say hello to the rising sun ,smell the flowers around you,

Hear the chirping birds and feel the morning dew "

Here are some guidelines to invigorate you while enjoying the activities for vacations.

- ❖ Take your child for a morning walk, talk about things you can see around.
- ❖ Play indoor games with your child like ludo, carrom board, scrabble etc.
- ❖ Let your child help around the house doing small jobs like dusting, cleaning the table, watering the plants, filling up the empty water bottles etc.
- ❖ Revitalize your energy , eat fruits and salads to stay healthy ,drink plenty of water to ward off the heat.
- ❖ Spend some time with your child by simply making normal conversation to enhance the bond between you and your child. Converse with your child in English and develop a habit of speaking proper sentences.
- ❖ Make your child read Hindi and English read picture books or story books.( Suggestive series: Noddy,Lady bird etc.)
- ❖ Make them listen stories told by family members and try to make them narrate stories.
- ❖ Allow them to watch T.V only for limited hours and limited channels.
- ❖ Cultivate manners in them. Remember the four magic words- Please, Sorry, Thank You and Excuse me. Make these a part of you and your child's personality.  
Have fun .Keep smiling.....

## LETS DO SOMETHING CREATIVE

To add to the fun we have prepared few fun filled activities for your summer vacations.

### INTERNATIONAL CHILDREN'S DAY- JUNE 1.

*"There are no seven wonders in the eyes of a child.*

*There are seven million."*



International Children's Day is celebrated on the 1<sup>st</sup> June every year. It is said that it was originated in Turkey in 1920. In India Children's Day is celebrated on 14<sup>th</sup> November every year on the birthday of Pt. Jawaharlal Nehru.

Activity to be done: Collect old clothes and toys which are good in condition from your wardrobe. Search an orphanage or poor children near your neighbourhood and donate those things to them.

### FATHER'S DAY: JUNE 16( 2015) :-DAD'S PERFECT GIFT

I picked some yellow flowers  
That were growing in our yard,  
Put them in a fancy vase,  
and made my dad a card,  
My sister laughed and boldly said,  
" your gift is very silly  
Dads like ties and grills and tools,  
Not stuff that's sweet and frilly."

But when I gave my dad his gift his face was all a glow.

"Why thank you son for pulling weeds

Now I have less to mow".

It is a celebration honouring fathers and celebrating fatherhood and paternal bonds .

Activity to be done: Prepare one greeting card for your father, write the above mentioned poem /any other lovely message for your father and gift it to your father with a flower on Father's day.



Take help from the above given cards.

## **WORLD ENVIRONMENT DAY : JUNE 5**



The whole world observes World Environment Day on 5<sup>th</sup> June every year. We should preserve this environment by saving electricity, water, trees etc. grow more and more plants in your surroundings.

**Activity to be done:-** Make a poster on world environment day on A-3 size sheet using poster colours and other decorative material.

### **BEAT THE HEAT**

**Let's do this activity** – Make cool and refreshing lemonade, Rasna, Tang, Roohafza etc at home and serve it to your family members.

### **TERRACOTTA BIRDBATH ACTIVITY-**

A fresh clean water is hardly available for birds to come by in summers. That's why BIRDBATH is a great device for attracting all kinds of species, such as sparrows, parrot, pigeon, robins. Here is one that couldn't be simpler to be placed in your garden

or balcony.

**How to do this activity-** Use a wide mouthed terracotta bowl or mud bowl and fill it with water and put another small bowl to put seeds. Different birds will come by to satisfy their hunger and thirst. (Change the water in the bowl daily).

## **ENGLISH**

1. Paste the picture of your favourite cartoon character and write 7 -8 lines on it in your English scrap file.
2. Do 10 pages of cursive writing in four lined separate notebook.
3. Search one poem on the topic assigned according to Roll no's and write them beautifully on a chart paper and prepare any one of them for recitation competition. (using different sources like internet/books/ magazines/ newspaper etc.)

Roll no. 1 -10 My best friend

Roll no. 11 - 20 My country India

Roll no. 21 - 30 Nature

Roll no. 31 - 40 Books

Roll no. 41 - 46 School

4. Paste any five pictures of the following topics in your English scrap file :

a) Famous person

b) Famous places

c) Animals and birds

d) Things

5. Read at least five moral and humorous short stories from the good story books e.g. Panchtantra, Champak, Nandan, Magic pot etc. and learn any two of them .
6. Complete pages 9,10,11,15 in English Practice book.
7. Write at least seven to ten lines on the given topics in H.H.W notebook :-

- 1) My Pet
- 2) My Sweet Home
- 3) My Favourite Fruit

## **MATHEMATICS**

1. PAIRING UP ! Look across, up ,down and diagonally to find all the pairs of numbers next to each other that add up to 20 .Every number will be used as part of one pair. Do in holidays HW note book.

12	17	3	14	7	16	4
1	8	15	6	13	10	3
19	10	10	5	10	17	12
16	2	9	11	19	8	18
4	7	18	6	1	9	2
13	0	20	14	15	5	11

2. Primary Maths – Do pages 5, 6, 7, 25, 26, 27, 30, 32 to 37. and 45 in book.
3. Mention the name of months in which you celebrate your family member’s birthday with the name of the family member, the day on which their birthday falls in the year 2015 and no. of days in that month , in H.H.W note-book.
4. Visit any grocery shop/ shopping mall . Collect the receipt and arrange the cost of items in ascending and descending order and paste in H.H.W.note book.
5. Learn counting 501 – 999.
6. Revise Chapter – Numbers upto 999 and three digit addition (carry) sums.  
Also download two worksheets of revised chapters using given website links
  1. [www.mathinenglish.com](http://www.mathinenglish.com)
  2. [www.homeschoolmath.com](http://www.homeschoolmath.com)
  3. [www.k5learning.com](http://www.k5learning.com)
  4. [www.education.com](http://www.education.com)

## **E.V.S**

1. Visit the famous places of Delhi, the capital of India like-

Rail or Doll museum, Akshardham temple, BalBhawan, India Gate, Raj Ghat, Old Fort, Red Fort etc. and Write 6-8 sentences on what you saw there and paste its pictures in E.V.S. Scrap file. You can also click photographs of your visit with your family and stick them alongside to make it more interesting.

2. Make your grand parents feel special.

Create a special album of any of your grand parents( maternal / paternal) and find out their favourite food, colour, hobby etc at least ten things. Compare it with your liking.

3. Fun Activity – Invisible ink with lemon juice

What you will need –

Half a lemon, water, spoon, bowl, cottonball, white paper, lamp or a torch.

### Instructions-

1. Squeeze some lemon juice into the bowl and add a few drops of water.
2. Mix the water and lemon juice with the spoon.
3. Write message onto the white paper and apply the mixture with the cotton bud on the message.
4. Wait for the mixture to dry so it becomes completely invisible.
5. When you read your secret message or show it to someone else heat the paper by holding it close to a light , bulb or a torch.
6. How do you like the activity.? \_\_\_\_\_

## हिन्दी

- 1) समाचार पत्र पत्रिकाओं में से संज्ञा शब्दों के चित्र छाँटकर , किताब के आकार में कोलॉज बनाओ । ( स्कैप फाइल में )
- 2) कहानियों की पुस्तक पढ़ो व अपनी पसंदीदा कोई एक कहानी का चित्र बनाकर पाँच- छ पंक्तियाँ अपने शब्दों में लिखो । ( स्कैप फाइल में )
- 3) ग्रीष्म कालीन अवकाश में अपने अभिभावकों के साथ भ्रमण पर जाँँ व उस स्थान के बारे में पाँच- छ: पंक्तियाँ में लिखें । (पारिवारिक चित्र सहित)
- 4) अपने अभिभावकों की मदद से किन्हीं दो कविताओं की रचना करें व  
( स्कैप फाइल में ) लिखें  
क) हरे भरे पेड़            ख ) नानी बड़ी सयानी  
ग) चुलबुली दोस्ती        ड) सबकी सवारी रेलगाड़ी
- 5) लिखाई में सुलेख सम्पूर्ण शिक्षा की नींवानी है । लेखन कला में सुधार हेतु कुल दस सुलेख गृहकार्य पुस्तिका में लिखो ।
- 6) हिन्दी वर्णमाला कंठस्थ करो ।

Keep all the worksheets in folder.

- CRAFT: Make any one object by using waste material like pen stand, wall hanging , any decorative piece, mats etc.
- Step by step – do pgs 2 to 10.

☆ All people, animals, places and things have names. Doctor, elephant, platform and clock are naming words.

☆ Naming words are called nouns.

Ex. 1-Circle the nouns –

1. She likes to eat ice-cream.
2. He likes to play cricket.
3. A bear likes to eat honey.
4. My mother is a teacher.
5. A monkey likes to play on trees.
6. Rohit, Mohit,Arnav and Piyush are friends.

Ex. 2-Write the names of any six of your dear friends-

\_\_\_\_\_

\_\_\_\_\_

Ex. 3- Match the following.

- |            |        |
|------------|--------|
| a. Lotus   | person |
| b. Baby    | thing  |
| c. Bag     | bird   |
| d. Hen     | place  |
| e. Fish    | flower |
| f. Kitchen | animal |

Ex. 4-Circle the name of persons in the following sentences.

- a. My mother is in the garden.
- b. I went to see the baby.
- c. Call the maid.
- d. The King is standing.
- e. The teacher is calling us.
- f. The boy is tall.
- g. He is a kind man.
- h. My grandfather is reading.

Ex.5-Copy the words in the correct box.

sofa   horse   elephant   chair   girl   aunt


lamp uncle woman tiger fan table

boy man donkey bed fox lion

PERSON	ANIMAL	THING

Ex. 6.- Circle the names of animals.

- a. The owl and the cat went out to play.
- b. The little dog laughed at the cow.
- c. A hare and a tortoise lived in a jungle.
- d. A snake lived in a hole under a tree.
- e. The monkeys took away all the caps.



**LOVE ANIMALS.....**

- Read the comprehension and answer the following questions :

Early to bed and early to rise makes a person healthy , wealthy and wise. We should go to bed early at night , as this will help us to have proper sleep. Proper sleep makes us feel fresh in the morning.

We should also get up early in the morning. Getting up early in the morning gives us plenty of time to do all our morning exercises , to have our breakfast and get ready for school on time. Proper sleep at proper time makes us active and energetic. We can then work hard and learn more .With good health and a sharp brain , we can always work hard to become successful.

Q1. Fill in the blanks with the correct word-

1. Proper sleep makes us feel \_\_\_\_\_.( fresh / lazy )
2. We should get up \_\_\_\_\_ in the morning. ( early / late )
3. Early to bed is a \_\_\_\_\_ habit. ( good / bad )
4. Hard work in life gives us \_\_\_\_\_.( success / failure )

Q2. Find out the opposite of following words from the above passage--

- a) Late –
- b) Bad –
- c) Improper-
- d) Unsuccessful –

Q3. Write down five nouns from the passage.

\_\_\_\_\_





















\_\_\_\_\_

\_\_\_\_\_

Q4. Complete the sentences :

- a) We should go to bed early at \_\_\_\_\_ .
- b) Early to bed and early to rise makes a man \_\_\_\_\_ .
- c) Proper sleep at proper time makes us active and \_\_\_\_\_ .



	अ		च	ज			ह	
जं	ना		मे	ले			मा	
ग	र		ली	बी	गें	दा	रा	उ
ल		ढ	र	फी		के	तो	स
	नी		कौ	आ		ला	ता	का
लो	म	ड़ी		ख	र	गो	श	
म	ह	ल			मा	ला		

नीचे दी गई वर्ग पहेली में से संज्ञा , शब्द दिए गए हैं उन्हें ढूँढकर वृक्ष, मिठाईयों , फलों पक्षियों , फूलों , व्यक्तियों , स्थान , के नाम के आगे लिखो ।

दो प"ुओं के नाम-----

दो मिठाईयों के नाम-----

दो फलों के नाम-----

दो पक्षियों के नाम-----

दो फूलों के नाम-----

दो व्यक्तियों के नाम-----

दो स्थान के नाम-----

एक दिन रीमा और मधुर ने बगीचे की झाड़ी में एक घोंसला देखा । उसमें चार छोटे छोटे अंडे थे । अंडों में से चार नन्हे-नन्हे बच्चे निकले । वे बुलबुल के बच्चे थे । न तो उनके पंख थे न ही वे बोल सकते थे । रीमा और बुलबुल ने देखा कि माँ बुलबुल अपने बच्चों को खाना खिला रही थी । थोड़े दिनों के बाद बुलबुल के बच्चों के छोटे-छोटे पंख निकल आए। वे घोंसले में चलने-फिरने और चहकने लगे । बुलबुल खाना लाकर घोंसले में रख देती और बच्चे अपने आप खाना खाते । अब बुलबुल के बच्चे फुदकने लगे थे । फिर एक दिन आया जब बुलबुल के बच्चे उड़ गए । घोंसला खाली देखकर रीमा और मधुर बहुत उदास हुए । पर माँ ने उन्हें समझाया-चिड़िया के बच्चे पंख निकल आने पर खुली हवा में उड़ना पसंद करते हैं ।

### सही भाब्द पर घेरा लगाओ

1) बगीचे का अर्थ है

बाग  जंगल  झाड़ियाँ

2) इस अनुच्छेद में कौन सा पक्षी है

चिड़िया  कोयल  बुलबुल

3) किसके बच्चे उड़ गए ?

चिड़िया के  बुलबुल के  माँ के

4) रीमा और मधुर ने बगीचे की झाड़ी में क्या देखा ?

टोकरा  कटोरी  घोंसला

5) घोंसले में कितने अंडे थे ?

तीन  चार  पाँच

6) बच्चा का वचन बदलो है

बच्चे  बच्चों  बच्चा

7) बुलबुल के बच्चे उड़ने पर रीमा और मधुर खुँ हुए ।

हाँ  नहीं

9) ----- खाना लाकर घोंसले में रख देती ।

रीमा  मधुर  बुलबुल

10) (ने द फु क ) वर्णों का सही शब्द है

फुकदने  फुदकने  फुदकना

11) बगीचे की झाड़ीमें घोंसला देखा

मधुर  रीमा  रीमा और मधुर

## CREATE A PLANT ( A GOOD DEED )



Grow or adopt any plant. Take special care of it . Design a fact sheet in EVS scrap file highlighting the facts and requirements of the plant . Be sure to include the following key pieces of information.

- Your plant's name.
  - Any pet name if given to your plant.
  - Your plant's basic needs.
  - Where your plant lives ?
  - Paste a selfie picture with your plant .
- 
- How this activity ( growing a plant ) will help the environment?( Write 3 points )

---

---

---

---

---

---

---

---

---

---

English comprehension worksheet

Name: \_\_\_\_\_

Class: \_\_\_\_\_

COMPREHENSION PASSAGE

Read this passage carefully:

Shreya is eight years old. Karan is two years younger than her. They have a big cupboard full of toys. Only two of these are new ;others are old . Most of them are birthday presents .They keep their toys very carefully.



Shreya's favourite toy is her doll. It is a beautiful doll with golden hair and big black eyes . Shreya calls her Liza .If she touches Liza's lips ,Liza begins to sing .At night Shreya lays her on a bed .Liza closes her eyes and goes to sleep. Karan likes best a toy train .This train runs on a small track. It halts at many stations .It stops if the signal is red. After one minute the signal turns green and the train begins to move again. His father bought this train on his fifth birthday.

Q 1.Tick the correct answers:-

1) Shreya and Karan have a cupboard full of-

- a) clothes                                      b) toys                                      c) bags

2) Shreya's favourite toy is -

- a) robot                                      b) train                                      c) doll

3) Her doll's name is-

- a) Liza                                      b) Megha                                      c) Baby

4) The train runs on a -

- a) track                                      b) platform                                      c) runway

Q2. Fill in the blanks with suitable word:-

1) Karan is \_\_\_\_\_ years old.

2) Shreya and Karan keep their toys in a big \_\_\_\_\_.

3) Liza has \_\_\_\_\_ hair and big \_\_\_\_\_ eyes.

4) Karan's favourite toy is a \_\_\_\_\_.

5) They keep their toys very \_\_\_\_\_.

Q3. Find out four nouns from the passage-

\_\_\_\_\_

Q4. Find out the opposite words from the passage-

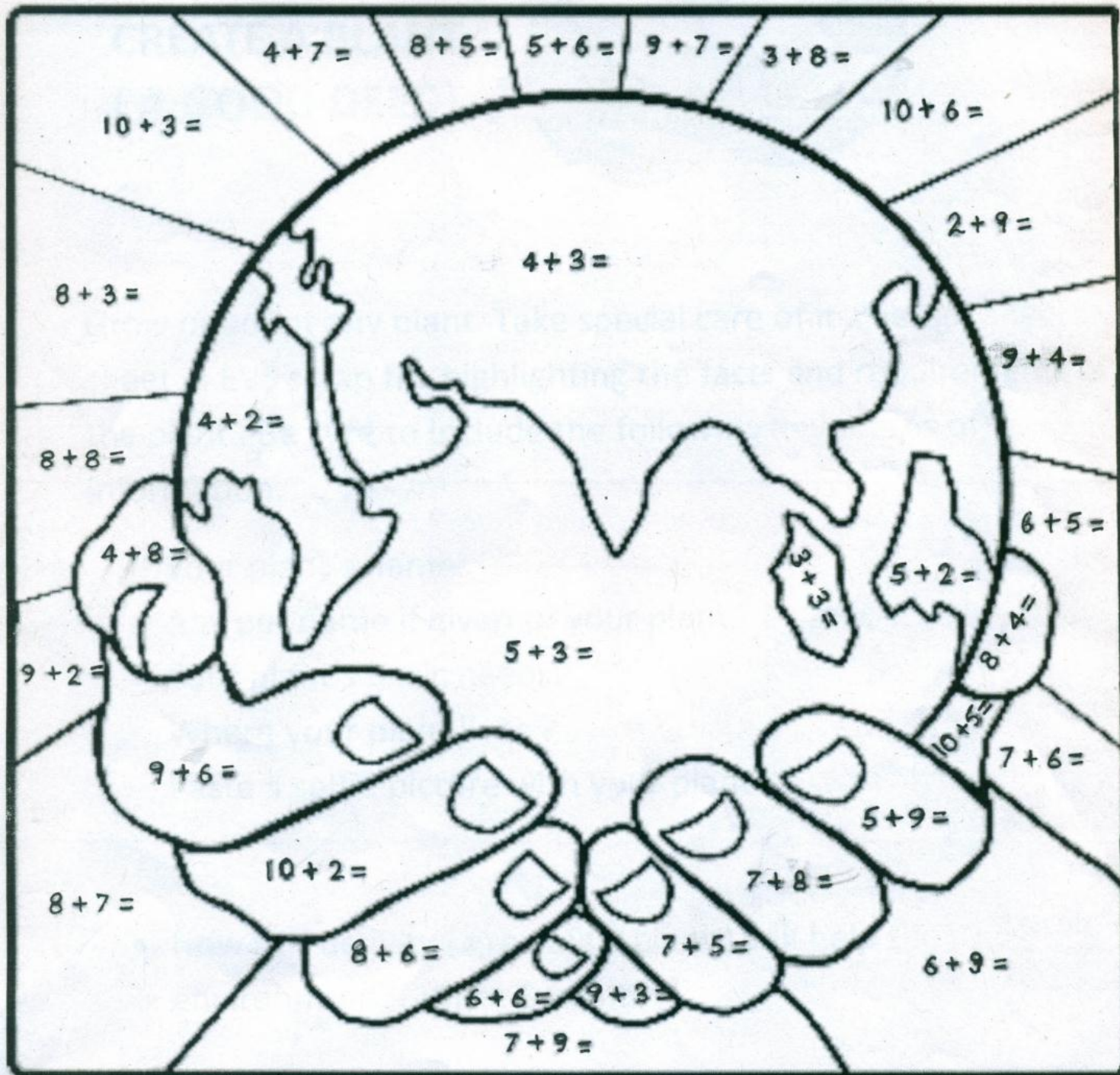
a) new-


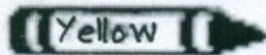

b) small-



c) ugly-

d) white-

Q. Write the answer for each problem, then colour according to the key at the bottom.



-  Orange 11
-  Yellow 16, 13
-  Beige 15, 14, 12

-  Blue 8
-  Green 6, 7