

Hansraj Model School

Punjabi Bagh, New Delhi

Session 2021-22

Summer Holidays

Homework

Class 3





English

***“An investment in knowledge
pays the best interest”***

– Benjamin Franklin

FOR ALL THE STUDENTS

1) Draw a poster with a slogan on MS paint/ A-4 size sheet on any one of the topics given below-

- a) Animal World
- b) Friendship
- c) My Dream Destination

2) Read any book of your choice.

- a. Make an effort to read the book every night.
- b. Try to write down few lines about the story and about the author.
- c. For Vocabulary Building - Find at least 20 new words that you, come across in the story.
- d. Arrange them in alphabetical order and write their meanings in English Practice notebook.

Books suggested for reading:

- The Noddy Series
- Winnie the Pooh
- Stories of Akbar and Birbal
- Amar Chitra Katha

3) Watch the movie ‘Moana’. Listen song ‘ How Far I’ll Go...’ from the movie and be prepared to sing it in the class.

Suggested Movies:

- | | | |
|-----------------|------------------|----------------------|
| a) Finding Nemo | b) Brother Bear | c) The Good Dinosaur |
| d) Moana | e) The Toy Story | f) Ratatouille |

PROJECT WORK – ROLL NO. 1 to 9

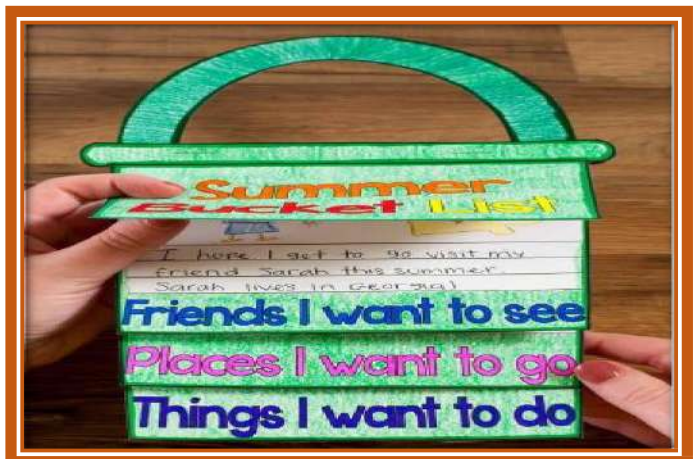
SUMMER BUCKET LIST

During these difficult times, we all are missing few of our favourite things. We are missing on some beautiful memories which we want to create. Even though we can't live some of them right now.

However, we can atleast pen them down. It's time to create our **POST PANDEMIC BUCKET LIST!**

Design few list of things which you would like to do when times come back to normal. Some of them can be:

- Friends I want to meet
- Things I want to do
- Places I want to go to
- ways in which I want help others etc.





हिन्दी हमारे राष्ट्र की अभिव्यक्ति का सरलतम स्रोत है।
Hindi is the simplest source of expression of our Nation.
- सुमित्रानंदन पंत (Sumitra Nandan Pant)

FOR ALL THE STUDENTS

***भाषा माधुरी पुस्तक के पाठ १ से ५ तक शब्दार्थ पढ़ें तथा श्रुतलेख हेतु याद करें।

नीचे दिए गए link को click करें

[Ek Kauwa Pyaasa tha Poem - 3D Animation Hindi Nursery Rhymes for Children with Lyrics - YouTube](#) " एक कौआ प्यासा था " बच्चों की कविता को सुने व आनंद लें।

PROJECT WORK – ROLL NO. 10 to 18

रचनात्मक कार्य :- घर पर पड़े अखबार या पत्रिका में से संज्ञा (नाम वाले शब्दों से) सम्बंधित चित्रों को काटकर एक सुन्दर लटकन (Wall-hanging) बनाएँ।



Maths

“Without mathematics, there's nothing you can do. Everything around you is mathematics. Everything around you are numbers.”

-Shakuntala Devi

FOR ALL THE STUDENTS

Practice Time

- Practice 5 number names and numerals twice a week.
- Revise tables 2-9
- Revise addition and subtraction of 3-digit numbers learnt in class II.

PROJECT WORK – ROLL NO. 19 to 27

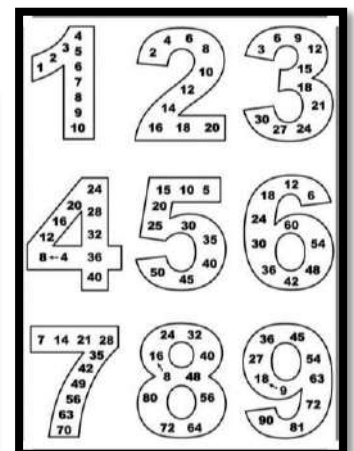

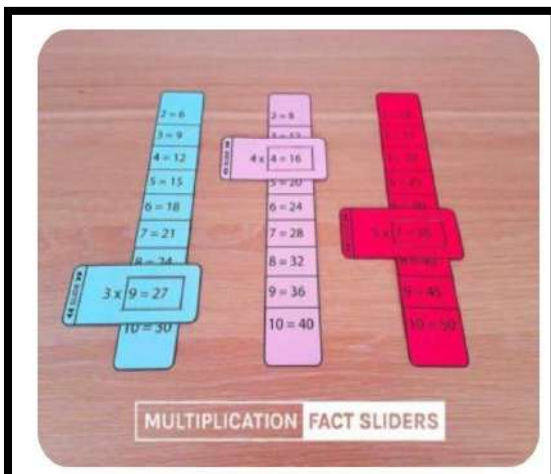
Project – Times Table

Times tables are an important part of mathematical knowledge. Through knowing their times tables pupils will start to notice patterns and will then be able to apply this knowledge to more advanced work.

Prepare beautiful and handy tables 2-9 with material available at your home and revise these tables daily.

Below are some ideas for you to help being more creative.

Here goes Learning and Doing.





Science

"The proper method for inquiring after the properties of things is to deduce them from experiments."

-Isaac Newton

FOR ALL THE STUDENTS
FOR ALL THE STUDENTS

Watch Different episodes on **SciShowKids** – <https://www.youtube.com/user/scishowkids> and find how amazing OUR WORLD is treasure of knowledge is hidden around us. Read more Know more. MORE IS LESS.

PROJECT WORK – ROLL NO. 28 to 36

Students are required to do any one project.

Project-1 MY SAFETY KIT

► Make your own SAFETY KIT by using old boxes and decorating them with mirrors, cut-outs, ribbons etc. easily available at your home. Once your beautiful kit is ready, place all the items which are required to take care of your body e.g.

- Face mask
- Face shield (self-made)
- Soap
- Hand towel
- hand and face tissues
- Hand-sanitizer



Project- 2

Mr. Foldable - Senses have something to say

- Prepare 5 foldables/ all in one foldable and write Do's and Don'ts to keep them safe and healthy.
- Use the material easily available at your home.





Social Studies

The whole purpose of education is to turn mirrors into windows.

- Sydney J. Harris

PROJECT WORK – ROLL NO. 37 onwards

TYPES OF DWELLINGS USING WASTE & RECYCLED MATERIALS ---COMPARATIVE ANALYSIS

Let's wear our creative hats and create 3D models of any 5 different types of miniature dwellings on a single platform (base) by using waste material available in your house. YouTube link is provided for your reference.

<https://www.youtube.com/watch?v=aUFdGLfuvtE>

We all Know!

We all live in a house as it protects us from all types of weather conditions, thieves, animals etc.



Do You Know?

Different types of houses are built according to different landforms. Eg: houses with sloping roofs,

FOR ALL THE STUDENTS

1. KNOW ME THROUGH MY FLIP BOOK

Sense of belonging is the psychological feeling of each human

being. People feel more secure when they know they have others around them who share their goals and progress. So let's find out where do you belong on the map. Make a flip book to find out your place in the world.

SUMMER FUN – BRAIN BOOSTERS

that and care about their

FIND OUT YOUR PLACE IN THE WORLD


Me on the Map



Learn where you live with this cute flip book! Draw/write about you/your HOME, STREET, CITY, STATE, COUNTRY, CONTINENT & PLANET. Then build the flip book. To build the flip book, students must glue the backs of the pages to the pages above it, creating a trickle-down effect. "Cut out each box. Then glue the "My street" page behind the "My Home" ... then the "my city" page behind the "my street" page... then the "my State" behind the "my City" page and paste all pages in this way. When you are finished, write about "me and my state"



NESTING CIRCLES



2. Watch National Geographic channel to spend your leisure time fruitfully.
3. Learn the names of 28 states & 8 union territories of India along with their Capitals . Also learn the names of all 7 continents.
4. Refer to the following fun videos.

<https://www.youtube.com/watch?v=hub4ueyauhu> _ (states 28 & 8 union territories)

<https://www.youtube.com/watch?v=k6dsmz8b3le> (continent song)

IMPORTANT NOTE:-

The project work is to be video recorded while being done along with few picture clicks of the same. Children to write their complete details with name/class/section/subject/project title/school's name etc.

The project will be asked for online submission after summer vacation.