

॥ ओ३म् ॥



# DAV PUBLIC SCHOOL, SAMANA

(Senior Secondary)

CBSE Affiliated (1630571)

**Under : DAV College Managing Committee, New Delhi**

Near Chak, Patran Road, Samana-147101 • Phone : 01764-221815, 9878144815

E-mail: [davsamana@gmail.com](mailto:davsamana@gmail.com), [davsamana@yahoo.com](mailto:davsamana@yahoo.com)

Website : [www.davsamana.org](http://www.davsamana.org)

## STUDY PLAN

### Class 3rd

Name \_\_\_\_\_

Section \_\_\_\_\_

Roll No. \_\_\_\_\_

Adm. No. \_\_\_\_\_

<b>SUBJECT</b>	<b>FIRST TERM</b>	<b>SECOND TERM</b>
ENGLISH	10-17	53-57
HINDI	17-21	57-61
MATHEMATICS	22-25	61-63
SCIENCE	25-28	63-65
SOCIAL SCIENCE	28-30	65-66
PUNJABI	31-34	66-68
COMPUTER	35-37	69
VISUAL ART	37-39	70
GENERAL KNOWLEDGE	39-41	71
NAITIK SHIKSHA	42-44	72-73
PERFORMING ARTS	44-46	73-75
HEALTH & PHYSICAL EDUCATION	47-49	75-76
TEST SCHEDULE & CALENDAR ACTIVITIES	77	
EK BHARAT SHRESHTA BHARAT	78-79	
ECO CLUB	80-81	
MEDICAL PLANNER	82	
NATIONAL & INTERNATIONAL IMPORTANT DAYS	83-88	
ARYA PARV	89	
HOLIDAY LIST	90	
SCHOOL HOUSES	91	
DO'S AND DON'TS	92	
CODE OF CONDUCT	93	
TEN PRINCIPLES OF THE ARYA SAMAJ	94	

ओ३म्

## Principal Message

"Education is a shared commitment between dedicated teachers, motivated students and enthusiastic parents with high expectations"



**Dr. Mohan Lal Sharma**  
**Founder Principal**

Dear Students

Today, the role of a school is not only to pursue academic excellence but also to encourage and empower its students to be lifelong learners, critical thinkers, and productive members of an ever-changing global society. More than a decade back DAV SAMANA pledged to transform education. The school that is being run under the able stewardship of Honorable President **Dr. Poonam Suri Ji** has earned its own position not only in Samana but also in its surrounding areas. At DAV, we provide an atmosphere to our students for multifaceted development, where children get such a platform which helps them to channelize their potential in the pursuit of excellence. This can only be possible in a holistic, student-centric environment.

The school is striving hard to make the best possible efforts to inculcate strong Vedic roots combining with academics and extra-curricular activities in the children. Transforming every individual into a self-reliant and independent citizen, the school provides an amalgam of scholastic and co-scholastic activities with International exposure. In our curriculum, the student is the primary focus and each child is involved in the learning process.

The parents are the most strengthening power in moulding the future of children. Their consistent support empowers us to do more and more. I pay my gratitude to them for their faith in us.

I am confident enough that the DAVIANS will make themselves stronger day by day, adding a new leaf to the grandeur of the school.

Blessings,

**Dr. Mohan Lal Sharma**

Principal

## STUDY PLAN - AN IMPORTANT TOOL

Study plan is a technique that enables you to make the most efficient use of your time, resources and academic potentials. As we journey together, you may face many challenges and to enable you to overcome the obstacles we offer you this wonderful tool-Study Plan to make you familiar with the values and Academic Syllabi of the school. This will increase your awareness of how you study and you will become more confident. Make this planner a part of your schedule for getting success this year.

.....

## GREEN RULES

- ❖ Be kind, polite, helpful and aware of others' feelings.
- ❖ Try your best, work hard and learn from your own mistakes.
- ❖ Respect your educators.
- ❖ Make yourself presentable.
- ❖ Take responsibility for your education.
- ❖ Be organized.
- ❖ Don't be a distraction.
- ❖ Do the task with dedication.
- ❖ Stick to your goals.

## GENERAL INSTRUCTIONS (FOR PARENTS)

- ❖ Parents are requested to co-operate with the school in its attempt to help towards their children's progress by paying attention to their regularity, punctuality and discipline.
- ❖ Constant vigilance on the part of the parents pays rich dividends. We earnestly recommend that parents should take interest in the daily activities of the children both inside and outside the school and check the diary daily for any notes from the teacher. Kindly attend all Parent-Teacher Meetings in the interest of your wards.
- ❖ If you have any suggestions regarding your ward's study, you are welcome to contact the Principal/ Supervisor/ Co-ordinator/Class Teacher/Subject Teacher during Parent-Teacher Meeting or with prior appointment with Principal/ Supervisor/ Co-ordinator between (9:00 a.m. to 10:00 a.m.).
- ❖ Parents are requested not to enter the class room either to see their wards or to seek interviews with the teachers during class hours. No half day/short leave will be given to the student.
- ❖ Unauthorized absence for 6 consecutive days renders the student liable to have his/her name struck off the rolls. Sick children should not be sent to the school for a test or an examination. Medical certificate may be sent along with an application on the same or next day positively. Student will be fined Rs.10 per day, if the child remains absent for the consecutive two days.

- ❖ Children when suffering from infectious disease should not be sent to school to attend classes. The student is required to produce a fitness certificate from a Medical Practitioner / Doctor on joining.
- ❖ Any change of Residential / Official Address / Telephone Number should be notified to the class teacher and school office immediately.
- ❖ Ensure that the child maintains personal hygiene, has nutritious breakfast and diet and avoids eatables from roadside vendors.
- ❖ Students are not allowed to carry / use "Mobile Phones" within the school premises.
- ❖ As the medium of instruction in the school is English. So, children should be helped to follow their work easily and intelligently by a certain amount of regular conversation in English at home.
- ❖ As soon as the diary is issued, the parents should fill in all the required data and sign in the spaces provided.
- ❖ Parents should sign the school diary daily. Daily assignment, irregularity in
  - a) Completion of assignment
  - b) Bringing of Books.
  - c) Wearing proper uniform, or any other instruction and circulars given should be acknowledged by signing the diary at the respective spaces provided.
- ❖ Legitimate complaints should be brought to the knowledge of the Principal without delay.
- ❖ Please ensure that the child is sent neatly dressed. Nails should be trimmed regularly. Expensive jewellery and watches, nail polish and make up is not permitted.
- ❖ Encourage the children to participate in all curricular and co-curricular activities. This is very necessary for gaining self-confidence and self-satisfaction

### **MODE OF EXAMINATION**

1. The First Term examination will be held in the month of September and 2<sup>nd</sup> term will be held in December and Annual examination will be held in the month of February / March.
2. Grading System is in the paper of Drawing, Music / Dance, G.K., Naitik Shiksha, Health & Physical Education, Sanskrit.
3. A student must pass separately in both (Written+ Practical) exams.
4. Duration of each paper will be of three hours.

**\*\*\*\***

### **TEACHER SHOULD KEEP IN MIND**

1. Use a variety of tools (Oral, Projects, Presentation).
2. Understand different learning styles and abilities.
3. Develop child's individual's skills, interests, attitudes and motivation.
4. Monitor the changes taking place in a child's learning, behavior and progress over time.
5. Share the assessment criteria with the students.
6. Allow peer and self-assessment.
7. Give an opportunity to the students to improve.
8. Use an "Indoor Voice" when speaking in the class.

**VALUE EDUCATION****TOPIC****APRIL****Courtesy & Co-operation:**

Recognition of mutual interdependence with others resulting in Polite treatment and respect.

- Politeness
- Sympathy
- Civility
- Collaboration
- Assistance

**MAY****Kindness & Generosity:**

Concern for suffering or distress of others.

- Affection
- Decency
- Gentleness
- Altruism
- Support

**JUNE****Accountability & Commitment:**

Responsibility for one's actions and their consequences.

- Liability
- Blame worthiness
- Answerability
- Promise
- Responsibility

**JULY****Nurture the Nature/****Conservation:**

Avoid wastage and pollution of Natural resources.

- Natural Environment
- Care and Conservation of Land, Clean Air and Pure Water

**AUGUST****Honesty & Integrity:**

The quality or fact of being truthful, upright & fair.

- Truthful
- worthy of confidence
- Trustworthy
- Patient
- Sincere

**SEPTEMBER****Safety & Security:**

Condition of being protected from danger or risk.

- Immunity
- Assurance
- Defence
- Protection
- Precautions

**OCTOBER****Respect & Forgiveness:**



**Treat others the way you like to be treated. Care for others and Environment.**

- Respect for Creator
- Respect for Others
- Respect for authority
- Respect for environment
- Respect for health

## **NOVEMBER**

**Tolerance & Acceptance:**

**To respect someone's Belief & Choices.**

- Tolerate Others
- Co-operate and Encourage Others
- Empathy for others
- Harmony

## **DECEMBER**

**Care & Compassion:**

**Concern for Sufferings of others & being Sympathetic.**

- Love for Living Beings
- Attitude of Kindness
- Generous
- Courtesy
- Empathy
- Self- Heartedness

## **JANUARY**

**Loyalty & Patriotism:**

**Faithfulness to a person, institution, custom or idea to which one is bound by duty, pledge or a promise.**

- Faithfulness
- Dutiful
- Steadfast
- Trustfulness
- Trustworthy
- Patriotic

## **FEBRUARY**

**Time Management:**

**Ability to use one's time effectively.**

- Right Activity
- Effective Planning
- Setting Deadlines
- Setting Goals & Objectives

## **MARCH**

**Excellence / Doing Your Best:**

**Strive to achieve best at all times and to be good.**

- Be Curious
- Help others to improve
- Focus on Task
- Identify Your Goals
- Hard Work

**CLASS - 3rd**  
**FIRST TERM (APRIL TO SEPTEMBER)**  
**ENGLISH**

**Books :-** 1. My English Reader **Publication :- DAV Publication**  
2. English Practice Book

**GENERAL AIMS AND OBJECTIVES:**

1. To enable the students to communicate effectively in English.
2. To enable the students to use language skills i.e Listening, Speaking , Reading and Writing.
3. To develop an interest and appreciation of literature.
4. To enable the students to use grammar structures and grammatical forms accurately and appropriately.
5. To develop students' confidence to use language fluently and appropriately.

**Common Instructions :**

**Instructions for Teachers-**

1. New words, word meanings of each chapter must be written in note book.
2. Students will write make sentences of each chapter themselves after teacher's guidance.
3. Teacher will conduct one unseen comprehension passage every month.
4. Stereo (Audio Aid) must be used to conduct listening skill (tape script).

5. Dictation and evaluation test (oral/written) must be taken after the completion of each chapter.
6. Value based questions and Life skill questions must be discussed with the students.
7. E-smart content must be explained to the students lesson wise.
8. After completion of each chapter, Tally work must be done.

### Instructions for students-

1. Student must start separate notebooks for both terms.
2. Notebooks must be covered properly.
3. It is mandatory for the students to maintain the condition of notebook up to the end of year.
4. Separate Test Notebook must be maintained in each term.
5. Handwriting should be neat and clean.
6. Students will get Parent's signature in each test.

## APRIL

Lesson No. /Topic	No. of periods	Activities From Curriculum Guidelines	Art Integration Activity	Teaching Aids/ Technology
Poem:-I speak, I say, I talk (Reader Book)	1	Students will recite poem with expression and voice modulation		Real objects, Mask of animals, Video clip

Lesson No.1 Dolphins (Reader Book)	4	Underline nouns		Text book, Note book, Interactive white board/green board
Tape script(Listen and comprehend on page no.24)	1	Students will listen and try to comprehend		Stereo + CD
Application for Sick Leave	1			Notebook
Unit-1 Naming words ( Practice Book)	4		Word Train (Curriculum guidelines, page.no.8	Practice Book
Three Forms of Verb	1	—		Note Book, Green board
Unseen Comprehension : The Wind ( Practice Book)	1			Practice Book
Creative Writing topic:- My School	1	Students will write at least 8 lines about school		Note Book
Present Continuous Use of is, am, are	2	Worksheet on the Use of is, am, are		E- Smart Board

**Subject Enrichment Activity - Handwriting Contest**

**Note** : It is mandatory to conduct test after the completion of each and every Chapter / topic

**MAY**

Lesson No./ Topic	No. of periods	Activities From Curriculum Guidelines	Art Integration Activity	Teaching Aids/ Technology
Poem:- At The Zoo (Reader Book)	1	Students will recite poem with expression and voice modulation	Collage of various animals of zoo	Text Book
Lesson-2 The Canary ( Reader Book)	4	Encircle the replacing words		Text book, Note book, Interactive white board/green board
Lesson-3 The Ostrich And The Hedgehog ( Reader Book) ( Only Reading )	1	—		Text Book
Unit- 2 Replacing words  Unit - 3 How Many Numbers ( Practice Book)	4	Worksheet on page no. 18 curriculum guidelines		E- Smart

Change the number	1	Pot Game (Curriculum Guidelines pg. no. 18)		Earthen Pot, chits
Read it yourself - Arjuna's Friends Of The Forest (Reader Book)	1	Students will read the lesson and teacher will ask the question		Text book
Lesson-4 The God Of River (Reader Book)	4	Encircle the describing words		Text book, Note book, Interactive white board/ green board
Composition:- My Best Friend	1		Paste the photograph of your best friend	Note book , green board
Letter to Your Uncle Thanking for Birthday Gift	1	—		Note book, Interactive white board/ green board
Creative Writing topic :- My Teacher	1	—		Note book , Green board
Unseen comprehension : The Cow (Practice book)	1	—		Practice Book

**Subject Enrichment Activity –Reading Contest**

**Note** : It is mandatory to conduct test after the completion of each and every chapter/topic

**JUNE : SUMMER VACATION****JULY**

<u>Lesson No./Topic</u>	No. of periods	Activities From Curriculum Guidelines	Art Integration Activity	Teaching Aids/ Technology
Poem – Trees Are The Kindest Things I Know (oral) (Reader Book)	1	Students will recite poem with expression and voice modulation		Video on trees
Lesson- 6 Minu And Dino (Reader Book)	4			Text Book
Lesson- 7 Trees (Reader Book)	4	—		Text Book
Tape Script Reader Book Page No. 52	1	Students will listen to it and comprehend		CD, Stereo

Read it yourself - Chipko Movement  (Reader Book) (Only Reading)	1	Students will read the lesson and teacher will ask the question		Text book
Unit-4 Describing Words  ( Practice Book)	3			E-smart board
Unseen Comprehension - The Chameleon  (Practice Book)Page No 71, 72	1	—		Practice Book
Creative Writing Topic - My Favourite Toy	1		Draw a Picture of Favourite Toy and colour it	Note Book
Composition- A visit to Zoo	1	—		Note Book
Degrees of Adjectives	1	—		Note Book

### Subject Enrichment Activity - Poetry Recitation



**Note :** It is mandatory to conduct test after the completion of each and every chapter/ topic

**AUGUST : REVISION AND CLASS TESTS**

**SEPTEMBER : FIRST TERM EXAMINATION**

## हिंदी

**पुस्तक : भाषा माधुरी, भाषा अभ्यास  
( डी ए वी प्रकाशन )**

**निज भाषा उन्नति अहै , सबे उन्नति को मूल ।  
बिन निज भाषा ज्ञान के , मिटत न हिय को सूल ॥**

**हिंदी भाषा पढ़ने / पढ़ाने के मुख्य उद्देश्य**

1. भाषा के शुद्ध एवं प्रभावशाली प्रयोग की क्षमता विकसित करना ।
2. शब्द भंडार की वृद्धि तथा व्याकरण का समुचित ज्ञान।
3. दैनिक जीवन में हिंदी समझने बोलने के साथ- साथ लिखने की क्षमता का विकास करना।
4. बच्चों में रट्टा प्रवृत्ति को कम कर के सोच समझ कर स्वयं कार्य करने की क्षमता का विकास करना।
5. भाषा के चारों कौशलों (सुनना, बोलना, पढ़ना, लिखना व चिंतन) का उत्तरोत्तर विकास करना
6. अपनी मातृभाषा और परिवेशगत भाषा को साथ रख कर हिंदी की संरचनाओं को समझना।

**अध्यापकों के लिए सामान्य निर्देश :**

1. अध्यापक पहले से ही पाठ- योजना तैयार करें ।
2. कक्षा में भाषा का उच्चारण शुद्ध एवं प्रभावशाली होना चाहिए ।
3. जाँच कार्य समय अनुसार और सतर्कता पूर्वक होना चाहिए ।

4. सभी अध्यापक विद्यार्थियों के पठन कौशल , लेखन कौशल में विशेष ध्यान दें ।
5. पाठ समाप्त होने पर लिखित परीक्षा अनिवार्य है ।

### विद्यार्थियों के लिए सामान्य निर्देश :

1. बच्चे पाठ के पठन पर विशेष ध्यान देंगे ।
2. लिखित कार्य करते समय लिखाई सुंदर एवं स्पष्ट होनी चाहिए ।
3. शब्दों की बनावट और मात्राओं पर विशेष ध्यान दें ।
4. विद्यार्थी कक्षा में अनुशासित ढंग से पठन- पाठन प्रक्रिया में भाग लें ।

### नोट :

- \* नोटबुक प्रस्तुतिकरण में नियमितता, कार्यपूर्ति , स्वच्छता और रख-रखाव को जाँचा जाएगा ।
- \* विषय संवर्धन गतिविधि में भाषा के वाचन एवं श्रवण कौशल पर बल दिया जाएगा ।
- \* लिखित परीक्षा की कॉपी अभिभावकों के हस्ताक्षर के साथ सही ढंग से रखी जानी अनिवार्य है ।

### अप्रैल

पाठ का नाम / विषय	कालांश	पाठ्यक्रम से संबंधित गतिविधि	पाठ्यक्रम से संबंधित कला एकीकृत गतिविधि	सहायक सामग्री
भाषा माधुरी पाठ – 1 (भोलू- भुलक्कड़)	2	कहानी बनाकर सुनाना (हाव -भाव सहित)		पाठ्य पुस्तक, ई- स्मार्ट
भाषा अभ्यास पाठ – 1	1	लेखन कौशल		पाठ्य पुस्तक
भाषा माधुरी पाठ - 2 (चतुर कौवा)	3	कविता उच्चारण (हाव-भाव सहित)		दृश्यात्मक सामग्री

भाषा अभ्यास पाठ - 2	2	लेखन कला		पाठ्य पुस्तक
निबंध – मेरा विद्यालय	2	विद्यालय की जानकारी देना	मेरा विद्यालय का चित्र लगवाना	दृश्यात्मक सामग्री
पत्र- फ़ीस माफ़ी के लिए प्रधानाचार्य जी को पत्र ।	2	लेखन कला		ई- स्मार्ट
संज्ञा की परिभाषा	1	मटका गेम (वाक्य डाल कर संज्ञा शब्द छाँटना)		चिट्स
अपठित गद्यांश	1	लेखन कौशल		वर्कशीट

**विषय संवर्धन गतिविधि - पठन – पाठन कला**

**प्रत्येक पाठ समाप्त होने पर लिखित परीक्षण अनिवार्य है ।**

## मई

पाठ का नाम / विषय	कालांश	पाठ्यक्रम से संबंधित गतिविधि	पाठ्यक्रम से संबंधित कला एकीकृत गतिविधि	सहायक सामग्री
भाषा माधुरी पाठ – 3 ( हाथी और चिड़िया )	3	पेड़ काटने की हानियाँ पर चर्चा		पाठ्य पुस्तक
भाषा अभ्यास पाठ – 3	2	चित्र के आधार पर कहानी सुनाना		पाठ्य पुस्तक, लेखन कला
भाषा माधुरी पाठ - 4 (चींटी ने पाठ पढ़ाया)	2	शब्द - अंताक्षरी		पाठ्य पुस्तक

भाषा अभ्यास पाठ - 4	1	संवाद बुलवाना		-----
भाषा माधुरी पाठ - 5 ( बहादुर दोस्त )	3	अच्छे मित्र के गुणों पर चर्चा		पाठ्य पुस्तक
भाषा अभ्यास पाठ - 5	2	-----		लेखन कला
गिनती ( 1- 20)	1		गिनती के अनुसार तस्वीरें काटकर लगाना	तस्वीरें इक्कठी करवाना
पत्र- भाई के विवाह के लिए अवकाश लेने हेतु पत्र	2	पत्र का प्रारूप समझाना		ई- स्मार्ट
क्रिया	2	पाठ - 4 में क्रिया शब्दों पर घेरा लगवाना		ई- स्मार्ट
अपठित गद्यांश	1	लेखन कौशल		अन्य पुस्तक

**विषय संवर्धन गतिविधि - संवाद बुलवाना (अलग – अलग विषय देकर**

**जून : ग्रीष्मावकाश**

**जुलाई**

पाठ का नाम / विषय	कलांश	पाठ्यक्रम से संबंधित गतिविधि	पाठ्यक्रम से संबंधित कला एकीकृत गतिविधि	सहायक सामग्री
भाषा माधुरी पाठ - 6 ( घमंडी मक्खी )	3	अभिमानि होना सही या गलत पर चर्चा		पाठ्य पुस्तक

भाषा अभ्यास पाठ -6	2	लेखन कौशल		पाठ्य पुस्तक
भाषा माधुरी पाठ - 7 ( दादाजी जी )	3		बुजुर्गों की मदद कैसे करें पर वाक्य लिखवाना	पाठ्य पुस्तक
भाषा अभ्यास पाठ - 7	2	सभी पाठों के लिंग , वचन , समानार्थक शब्दों की(मटका गेम)		चिट्स
रचनात्मक लेखन (ग्रीष्मकालीन यात्रा )	2	दृश्यात्मक प्रस्तुतिकरण		जानकारी एकत्रित करवाना
निबंध - मेरा भाई	2	निबंध लिखने की विधि बताना	मेरा भाई पर वाक्य	ई- स्मार्ट
अपठित गद्यांश	1	बहु- वैकल्पिक प्रश्न		वर्कशीट

**विषय संवर्धन गतिविधि - वाक्य बुलवाना ( अनुशासन का महत्त्व)**

**अगस्त दोहराई + परीक्षा लिखित**

**सितंबर अर्धवार्षिक परीक्षा**

## MATHEMATICS

Book : Primary Mathematics

Publication : DAV Publication

**“The Only way to learn Mathematics is to do Mathematics”**

### AIMS AND OBJECTIVES:

- To enable the students to discipline their minds properly.
- To help the child to know about the relationship of different topics in Mathematics.
- To develop the technique of problem solving.
- To develop the interest of the students to know more about the nature of Mathematics.
- To develop the power of logical thinking.
- To develop the self confidence of the child.

### Instructions for Teachers:

- Lesson plan must be prepared well in time.
- Class entrance should be with full confidence and positivity.
- Content delivery must be effective and long lasting.
- Commands of teacher must be equipped with good vocabulary.
- Fair note book must reflect efficiency of the concerned teacher.
- Test will be there at the end of every chapter.
- One table must be drilled on the daily basis.

### Instructions for Students:

- Students will do mathematics practice daily with a fixed schedule at home.
- Book, note book must be carried by students daily in school.
- Students must have a self responsibility to get their note books checked in time.
- Students must be attentive in class.
- Tests must be well prepared.

**NOTE:****❖ BOOK AND FAIR NOTE BOOK**

1. It must be well maintained and kept safely through out the year for evaluation.
2. Tally work must be done at the end of every chapter.
3. Parents signatures must be there immediately after teacher's checking.
4. Correction work must be done immediately (if remarked by the teacher).

**❖ TEST NOTE BOOK**

1. Will remain same through out the term (otherwise test will not be evaluated)
2. Must be well maintained
3. Must be duly signed by the parents
4. Correction work must be done immediately (if remarked by the teacher)
5. Parents must communicate with teacher in case of poor performance

**APRIL**

Unit No. With Name	No. of Periods	Activities(According to Curriculum Guidelines)	Art Integration Activities	Teaching Aids
Chapter- 1 Numbers upto 9999	11	Number Race Place Value Chart	Abacus	Text book , Interactive white board , Abacus , Chart
Chapter - 2 (Addition)	6	Black board Relay Race	-	Number Cards
Tables (2 to 7)	1	Oral drill	-	Video / Chart

## SUBJECT ENRICHMENT ACTIVITY : PLACE VALUE CHART.

### MAY

Unit No. With Name	No. of Periods	Activities (According to curriculum guidelines)	Art Integration Activities	Teaching Aids
Chapter - 3 (Subtraction)	9	Housie game(Page 47)	Identify Keywords - Page 48 (Graphic Organiser)	Green board , Number Cards
Chapter -4 (Multiplication)	11	Listen 'n' Write	-	Green board
Tables 8 to 12	2	Oral drill	-	Video/ Chart

## SUBJECT ENRICHMENT ACTIVITY : GRAPHIC ORGANISER.

### JUNE : SUMMER VACATION

### JULY

Unit No. With Name	No. of Periods	Activities (According to curriculum guidelines)	Art Integration Activities	Teaching Aids
Chapter -12 (Geometry)	7	Pond game (Page- 66)	3-Dimensional Figures	Interactive white board , real objects 3 D- shapes.
Chapter- 5 (Division upto worksheet - 6)	8	Listen 'n' Write. (Page 52)	-	Green board , Interactive white board.
Tables ( 2 to 12 )	1	Oral drill	-	Chart / video



**SUBJECT ENRICHMENT ACTIVITY: POND GAME****AUGUST - Revision of 1<sup>st</sup> term syllabus****SEPTEMBER :- FIRST TERM EXAMINATION****SCIENCE****Book : The Living World****Publication : DAV College Managing Committee****“A systematic study of facts is known as Science “****Aims & Objectives:**

1. To develop scientific attitude among students.
2. To develop conceptual frame work and problem solving skills.
3. To correlate science with day to day life.
4. To develop the love and sensitivity towards nature.
5. To acquaint curiosity about science and natural world.
6. To make students aware about health and hygiene.

**Instructions for Teachers:**

1. Content of each chapter should be well prepared in advance.
2. Conduct the test after completion of each chapter and maintain proper record of class tests and periodic tests.
3. Check the home work note books on regular basis.
4. Observe each and every child minutely.
5. Discuss value based question of each chapter.
6. Teacher should co-relate the concept with daily life activities.
7. Facts must be written of each chapter.
8. Tally each chapter carefully after completion.
9. Take the students in lab once a week.
10. Dictation test must be taken of every chapter.
11. Extra work of each chapter must be done.
12. Use of technology is must.

**Instructions for Students:**

1. Students should pay full attention during Teacher Learning Process.
2. Students should be handy with their books and note books according to their timetable.

3. Students must prepare and maintain their scrap file regularly.
4. Students should maintain proper discipline during Lab visit.
5. Books and notebooks must be covered and well maintain till annual examination.
6. Test note books must be covered and separate for each term.

**Note : Test is mandatory after completion of every chapter.**

## APRIL

Lesson no/ Topic	No of periods	Teaching Aids/ Technology	Activities according to curriculum guidelines	Art Integration
Lesson-1 My Body	10	Salt, sugar, hot /cold things, smell and visual things	1) Project-Paste 5 sense organs in scrap file 2) Teacher will perform activities mentioned in chapter 3) Group discussion on My Body	Diagram of Sense Organs
Lesson -2 Plants and animals Reading and book exercise	4	(i) Real plants (ii)E-smart board	(i) Through nature walk Page no-71 Observe herbs, shrubs, climbers, creepers (ii) Project-Paste 2-2 pictures of shrubs, climbers, creepers, herbs in scrap file	Diagram of Herbs , Shrubs, Trees

**SUBJECT ENRICHMENT - Poem on Plants, Animals or Nature**

**Group discussion - My Body**

**MAY**

Lesson no/ Topic	No of periods	Teaching Aids/ Technology	Activities according to curriculum guidelines	Art Integration
Lesson -2 Plants and animals	3		Question/answer of lesson 2 and extra work	
Lesson-3 Leaf	8	Real Life	1)Project work- Paste different leaves in scrap file 2)Show real leaves 3)Group discussion on Leaf	Diagram of leaf
Lesson 4 Importance of plants	9	To show things we get from plants example cotton, wood , spices, medicines, nuts etc.	(i)Project-Paste things we get from plants in scrap file (ii)Germination of seed iii) Group discussion on Plants	Diagram of Parts of Plants

**SUBJECT ENRICHMENT - Labeling of Leaf****Group discussion - Leaf, Plants****JUNE : SUMMER VACATION****JULY**

Lesson no/ Topic	No of periods	Teaching Aids/ Technology	Activities according to curriculum guidelines	Art Integration
Lesson - 5 (Animals)	9	E-smart board Flash cards	1)Land , water, air game from curriculum Guidelines page no-60 2)Paste pictures of land, water, air, cold region ,desert animals	Role play of different animals

**GROUP DISCUSSION - ANIMALS**

**AUGUST** : Revision of whole syllabus

**SEPTEMBER** : FIRST TERM EXAMINATION

**SOCIAL SCIENCE**

**Book Name:** WE AND OUR WORLD (DAV PUBLICATION)

**GENERAL AIMS AND OBJECTIVES:**

1. To develop moral values and sensitivity towards family and other.
2. To generalize that diversity creates variety and richness which makes our
3. Culture unique.
4. To realize that there is hierarchy of needs and to fulfill the needs of variety of facilities are required.
5. Acquire habits of keeping the surroundings clean.
6. To develop a sense of pride in achievements of India and being Indian.

**Note:**

1. Something to do of each chapter must be discussed and done.
2. Activity of each chapter must be discussed.
3. Value based question of each chapter must be discussed.
4. Extra exercises must be done in notebook.
5. Written test must be taken after completion of each chapter.
6. Map skill of each chapter must be done.
7. Extra questions will be given to students from "Do you know" part of the book.

**Common Instructions for Teachers-**

1. Teacher will give the information to the students related to the important Ministers of India and Punjab.
2. Evaluation test must be taken after the completion of each chapter.
3. Value based questions must be discussed with the students.
4. E-smart content must be explained to the students lesson wise.
5. After completion of each chapter, Tally work must be done.

**Instructions for students-**

1. Student must start separate notebooks for both terms.
2. Notebooks must be covered properly.
3. It is mandatory for the students to maintain the condition of notebook up to the end of year.
4. Separate Test Notebook must be maintained in each term.
5. Handwriting should be neat and clean.
6. Students will get Parent's Sign in each test.

**APRIL**

Lesson number & name	Number of Periods	Activities / Subject Enrichment	Art Integration Activities	Teaching aids/technology
Lesson-1 The Family	7		Make a family tree	<ul style="list-style-type: none"> <li>• Text book</li> <li>• E-Smart board</li> </ul>
Lesson -2 Family Similarities	7	Make a thanks giving card		<ul style="list-style-type: none"> <li>• Text book</li> <li>• E-Smart board</li> </ul>

**MAY**

Lesson number & name	No. of Periods	Activities / Subject Enrichment Activities	Art Integration Activities	Teaching aids/technology
Lesson-3 Our Food	7		Paste pictures of different food of different regions	<ul style="list-style-type: none"> <li>• Text book</li> <li>• Notebook</li> </ul>
Lesson -4 Our Dresses	7	Something to do		<ul style="list-style-type: none"> <li>• E-Smart board</li> <li>• Interactive board.</li> <li>• text book</li> </ul>
Lesson-5 The Early Man	6	Paste five pictures of Early Man on Notebook	Draw five tools of early man on notebook	<ul style="list-style-type: none"> <li>• E-Smart board</li> <li>• Text Book</li> </ul>

**JUNE : SUMMER VACATIONS****JULY**

Lesson number & name	No. of Periods	Activities / Subject Enrichment Activities	Art Integration Activities	Teaching aids/technology
Lesson -6 Learning about Works	7	Name of any five persons helping in school work of different categories on notebook		<ul style="list-style-type: none"> <li>• Text book</li> <li>• Green board</li> </ul>
Lesson-7 If you believe you can ,you will	7	Something to do	Write 5-6 lines on Dr. APJ Abdul Kalam	<ul style="list-style-type: none"> <li>• Text book</li> <li>• E-Smart board</li> </ul>

**AUGUST : REVISION OF WHOLE SYLLABUS**

**SEPTEMBER : FIRST TERM EXAMINATION****ਵਿਸ਼ਾ - ਪੰਜਾਬੀ**

ਸਭ ਤੋਂ ਮਿੱਠੀ, ਸਭ ਤੋਂ ਸੋਹਣੀ

ਮੇਰੇ ਸੋਹਣੇ ਪੰਜਾਬ ਵਰਗੀ ਇਹ ਪੰਜਾਬੀ।

ਸਦਕੇ ਜਾਵਾਂ ਇਸ ਤੋਂ, ਜਿਸ ਨੇ ਬਖਸ਼ੀ ਟੌਹਰ ਨਵਾਬੀ।

ਜਿਉਂਦੇ ਰਹੋ ਪੰਜਾਬੀਓ, ਤੇ ਵੱਸਦੀ ਰਹੋ ਪੰਜਾਬੀ।

ਪੁਸਤਕਾਂ: ਕਰੂੰਬਲਾਂ (2) ਫੌਰਚਿਊਨ ਪਬਲਿਸ਼ਰਜ  
ਗਿਆਨ ਸਰੋਵਰ (3) ਗਾਂਧੀ ਪਬਲਿਸ਼ਿੰਗ ਹਾਊਸ

**ਪੰਜਾਬੀ ਭਾਸ਼ਾ ਦੇ ਉਦੇਸ਼ :-**

1. ਮਾਤ-ਭਾਸ਼ਾ ਪੰਜਾਬੀ ਪ੍ਰਤੀ ਮੋਹ ਪੈਦਾ ਕਰਨਾ।
2. ਮਾਤ-ਭਾਸ਼ਾ ਰਾਹੀਂ ਸਹਿਜੇ ਹੀ ਗਿਆਨ ਹਾਸਲ ਕਰਨਾ।
3. ਮਾਤ-ਭਾਸ਼ਾ ਰਾਹੀਂ ਪੰਜਾਬੀ ਸੱਭਿਆਚਾਰ ਨਾਲ ਜੁੜਨਾ।
4. ਪੰਜਾਬੀ ਵਿਆਕਰਨ ਦੇ ਨਿਯਮਾਂ ਦਾ ਪੂਰਨ ਗਿਆਨ ਕਰਵਾਉਣਾ।
5. ਬੋਲਣ ਤੇ ਲਿਖਣ ਕੌਸ਼ਲ ਦਾ ਵਿਕਾਸ ਕਰਨਾ।

**ਬੱਚਿਆਂ ਲਈ ਨਿਰਦੇਸ਼ :-**

1. ਕਰੂੰਬਲਾਂ ਅਤੇ ਵਿਆਕਰਨ ਲਈ ਇੱਕ ਹੀ ਕਾਪੀ ਲਗਾਈ ਜਾਵੇਗੀ।
2. ਦੁਹਰਾਈ ਤੇ ਮੁਲਾਂਕਣ ਲਈ ਕਾਪੀਆਂ ਅਤੇ ਕਿਤਾਬਾਂ ਨੂੰ ਸੰਭਾਲ ਕੇ ਰੱਖਿਆ ਜਾਵੇ।
3. ਸਾਰਾ ਕੰਮ ਸਾਫ਼ ਅਤੇ ਸੁੰਦਰ ਲਿਖਤ ਵਿੱਚ ਕੀਤਾ ਜਾਵੇ।
4. ਹਰ ਪ੍ਰਸ਼ਨ ਦਾ ਉੱਤਰ ਲਿਖਣ ਤੋਂ ਬਾਅਦ ਲਾਈਨ ਲਗਾਈ ਜਾਵੇ।
5. ਅਧਿਆਪਕ ਦੁਆਰਾ ਦਿੱਤਾ ਕੰਮ ਸਮੇਂ ਸਿਰ ਪੂਰਾ ਕਰਕੇ ਕਾਪੀ ਨਿਰੀਖਣ ਲਈ ਦਿੱਤੀ ਜਾਵੇ।
6. ਹਰ ਪਾਠ ਤੋਂ ਬਾਅਦ ਸੁਧਾਰ ਕੰਮ ਜ਼ਰੂਰ ਕੀਤਾ ਜਾਵੇ।
7. ਟੈਸਟ ਲਈ ਕਾਪੀ ਵੱਖਰੀ ਲਗਾਈ ਜਾਵੇ ਤੇ ਕਵਰ ਜ਼ਰੂਰ ਕੀਤੀ ਹੋਵੇ।

**ਅਧਿਆਪਕਾਂ ਲਈ ਨਿਰਦੇਸ਼ :-**

1. ਭਾਸ਼ਾ ਦੇ ਸ਼ੁੱਧ ਉਚਾਰਨ ਤੇ ਸੁਲੇਖ ਵੱਲ ਖਾਸ ਧਿਆਨ ਦਿੱਤਾ ਜਾਵੇ।

2. ਹਰ ਪਾਠ ਪੂਰਾ ਹੋਣ ਮਗਰੋਂ ਟੈਲੀ ਕਰਵਾਇਆ ਜਾਵੇ।
3. ਪਾਠ ਨਾਲ ਸੰਬੰਧਿਤ ਗਤੀਵਿਧੀ ਜਰੂਰ ਕਰਵਾਈ ਜਾਵੇ।
4. ਹਰ ਪਾਠ ਪੜ੍ਹਨ ਤੋਂ ਬਾਅਦ ਭੁਲਾਵੇਂ ਸ਼ਬਦ ਜਰੂਰ ਲਿਖਵਾਏ ਜਾਣ।
5. ਕਾਪੀਆਂ ਅਤੇ ਕਿਤਾਬਾਂ ਦੀ ਚੈਕਿੰਗ ਸਮੇਂ ਸਿਰ ਧਿਆਨ ਨਾਲ ਕੀਤੀ ਜਾਵੇ।
6. ਬੱਚਿਆਂ ਦੀ ਭਾਸ਼ਾ ਸੰਬੰਧੀ ਹਰ ਗਤੀਵਿਧੀ ਦਾ ਪੂਰਾ ਰਿਕਾਰਡ ਰੱਖਿਆ ਜਾਵੇ।
- 7.

**ਨੋਟ: ਹਰੇਕ ਪਾਠ ਪੂਰਾ ਹੋਣ ਤੋਂ ਬਾਅਦ ਵਿਸ਼ਾ ਅਧਿਆਪਕ ਦੁਆਰਾ ਟੈਸਟ ਲਾਜ਼ਮੀ ਲਿਆ ਜਾਵੇ।**

ਅਪਰੈਲ

ਪੁਸਤਕ	ਪਾਠ/ਵਿਸ਼ਾ	ਕੁੱਲ ਪੀਰੀਅਡ	ਗਤੀਵਿਧੀ	ਕਲਾਕ੍ਰਿਤੀ	ਅਧਿਆਪਨ ਸਮੱਗਰੀ
ਕਰੂੰਬਲਾਂ	ਪਾਠ-1 ਅਸੀਂ ਹਾਂ ਭਾਈ ਭਾਈ ਸਾਰੇ	3	ਕਵਿਤਾ ਉਚਾਰਨ	ਚਾਰੇ ਧਰਮਾਂ ਦੇ ਨਾਂ ਸੁੰਦਰ ਕਰਕੇ ਲਿਖੋ	ਪਾਠ ਪੁਸਤਕ
	ਪਾਠ-2 ਚੂਹਾ ਤੇ ਰਿਸਿ	3	ਵਿਆਖਿਆ ਵਿਧੀ		ਈ ਸਮਾਰਟ
ਗਿਆਨ ਸਰੋਵਰ	ਗਿਣਤੀ (1 ਤੋਂ 25)	1	ਲਿਖਤੀ ਕੰਮ		ਵਿਆਕਰਨ ਪੁਸਤਕ ਅਤੇ ਬੋਰਡ
	ਲਿੰਗ ਬਦਲੋ (ਗੁਆਂਢੀ ਤੋਂ ਦਾਸ) (ਪਹਿਲੀ ਲਾਈਨ)	1	ਟੀਮ ਗੇਮ	ਸ਼ਬਦ ਰੇਲ	ਕਾਪੀ ਅਤੇ ਬੋਰਡ
	ਬੀਮਾਰੀ ਦੀ ਛੁੱਟੀ ਲਈ ਪੱਤਰ	1	ਪੱਤਰ ਦੀ ਭਾਗ ਵੰਡ ਸਮਝਾਉਣੀ		ਵਿਆਕਰਨ ਪੁਸਤਕ ਅਤੇ ਕਾਪੀ
	ਪਾਠ-1 ਬੋਲੀ ਜਾਂ ਭਾਸ਼ਾ	2	ਭਾਰਤ ਦੀਆਂ ਵੱਖ-ਵੱਖ ਭਾਸ਼ਾਵਾਂ ਦੇ ਨਾਂ ਦੱਸਣੇ	ਵੱਖ-ਵੱਖ ਭਾਸ਼ਾਵਾਂ ਦੇ ਨਾਂ ਲਿਖਵਾਉਣੇ	ਵਿਆਕਰਨ ਪੁਸਤਕ
	ਪਾਠ-2 ਅੱਖਰ ਗਿਆਨ	2	ਵਰਨਮਾਲਾ ਉਚਾਰਨ, ਵੀਡੀਓ	ਵਰਨਮਾਲਾ ਲਿਖਵਾਉਣੀ	ਵੀਡੀਓ, ਵਿਆਕਰਨ ਪੁਸਤਕ



ਮਈ					
ਪੁਸਤਕ	ਪਾਠ/ਵਿਸ਼ਾ	ਕੁੱਲ ਪੀਰੀਅਡ	ਗਤੀਵਿਧੀ	ਕਲਾਕ੍ਰਿਤੀ	ਅਧਿਆਪਨ ਸਮੱਗਰੀ
ਕਰੁੰਬਲਾਂ	ਪਾਠ-3 ਦੁਸਹਿਰਾ	4	ਤਿਉਹਾਰਾਂ ਸੰਬੰਧੀ ਜਾਣਕਾਰੀ	ਦੁਸਹਿਰੇ ਬਾਰੇ ਪੰਜ ਲਾਈਨਾਂ ਲਿਖੋ	ਪਾਠ ਪੁਸਤਕ, ਈ ਸਮਾਰਟ
	ਪਾਠ-4 ਦਾਦੀ ਮਾਂ	3	ਵੱਡਿਆਂ ਦਾ ਸਤਿਕਾਰ ਕਰਨ ਦੀ ਪ੍ਰੇਰਨਾ ਦੇਣਾ		ਈ ਸਮਾਰਟ
	ਪਾਠ-5 ਧੋਖੇਬਾਜ਼ ਗੰਗੂ	3	ਨੈਤਿਕ ਕਦਰਾਂ ਕੀਮਤਾਂ ਬਾਰੇ ਜਾਣਕਾਰੀ ਦੇਣੀ	ਛੋਟੇ ਸਾਹਿਬਜਾਦਿਆਂ ਬਾਰੇ ਦੱਸੋ	ਪਾਠ ਪੁਸਤਕ, ਈ ਸਮਾਰਟ
	ਪਾਠ-6 ਸਰਕਸ	3		ਪੰਛੀਆਂ ਤੇ ਜਾਨਵਰਾਂ ਦੀਆਂ ਤਸਵੀਰਾਂ ਕਾਪੀ ਤੇ ਚਿਪਕਾਓ	ਪਾਠ ਪੁਸਤਕ
ਗਿਆਨ ਸਰੋਵਰ	ਪਾਠ -3 ਲਗਾਂ ਅਤੇ ਲਗਾਖਰ	2	ਮੁਹਾਰਨੀ ਸਿਖਾਉਣੀ		ਵਿਆਕਰਨ ਪੁਸਤਕ, ਵੀਡੀਓ
	ਵਿਰੋਧੀ ਸ਼ਬਦ (ਪਹਿਲੀ ਲਾਈਨ)	1	ਖੁਇਜ		ਵਿਆਕਰਨ ਪੁਸਤਕ, ਬੋਰਡ
	ਮਿੱਤਰ ਨੂੰ ਭੈਣ ਦੇ ਵਿਆਹ ਤੇ ਬੁਲਾਉਣ ਲਈ ਪੱਤਰ	2	ਪੱਤਰ ਦੀ ਭਾਗ ਵੰਡ ਸਮਝਾਉਣੀ		ਵਿਆਕਰਨ - ਪੁਸਤਕ ਅਤੇ ਕਾਪੀ
	ਲੇਖ -ਮੇਰਾ ਮਿੱਤਰ	1	ਲੇਖ ਲਿਖਾਉਣਾ	ਆਪਣੇ ਮਿੱਤਰ ਬਾਰੇ ਲਾਈਨਾਂ ਬੋਲੋ	ਵਿਆਕਰਨ ਪੁਸਤਕ ਅਤੇ ਕਾਪੀ
	ਕਹਾਣੀ- ਕਿਸਾਨ ਤੇ ਉਸਦੇ ਪੁੱਤਰ(ਮੌਖਿਕ)	1		ਆਓ ਕਹਾਣੀ ਬਣਾਈਏ	ਪਾਠ- ਪੁਸਤਕ

ਜੂਨ - ਗਰਮੀ ਦੀਆਂ ਛੁੱਟੀਆਂ  
ਜੁਲਾਈ

ਪੁਸਤਕ	ਪਾਠ/ਵਿਸ਼ਾ	ਕੁੱਲ ਪੀਰੀਅਡ	ਗਤੀਵਿਧੀ	ਕਲਾਕ੍ਰਿਤੀ	ਅਧਿਆਪਨ ਸਮੱਗਰੀ
ਕਰੂੰਬਲਾਂ	ਪਾਠ-7 ਤਿਰੰਗਾ	3		ਰਾਸ਼ਟਰੀ ਚਿੰਨਾਂ ਦੀਆਂ ਤਸਵੀਰਾਂ ਚਿਪਕਾਓ	ਪਾਠ ਪੁਸਤਕ, ਈ ਸਮਾਰਟ
	ਪਾਠ-8 ਮੂਰਖ ਕੱਛੂ	3	ਪਾਣੀ ਦੇ ਮਹੱਤਵ ਬਾਰੇ ਦੱਸਣਾ	ਪਾਣੀ ਬਾਰੇ ਪੰਜ ਸਤਰਾਂ ਲਿਖੋ	ਪਾਠ ਪੁਸਤਕ, ਈ ਸਮਾਰਟ
	ਪਾਠ-9 ਈਦ ਦਾ ਤਿਉਹਾਰ (ਮੌਖਿਕ)	1	ਅਣਡਿੱਠਾ ਪੈਰੂ		ਈ ਸਮਾਰਟ
ਗਿਆਨ ਸਰੋਵਰ	ਅਸੁੱਧ-ਸੁੱਧ (ਪਹਿਲੀ ਲਾਈਨ), ਸੱਕਰ ਤੋਂ ਨੈਹਰ	1	ਪਰਚੀਆਂ		ਵਿਆਕਰਨ ਪੁਸਤਕ, ਬੋਰਡ
	ਲੇਖ-ਮੇਰੀ ਜਮਾਤ ਦਾ ਕਮਰਾ	2	ਵਿਚਾਰ-ਚਰਚਾ		ਫੁਸਤਕ
	ਵਚਨ ਬਦਲੋ (ਪਹਿਲੀ ਲਾਈਨ), ਜੁੱਤੀ ਤੋਂ ਨਾਨਾ	1	ਉਦਾਹਰਨ ਵਿਧੀ		ਕਾਪੀ ਅਤੇ ਬੋਰਡ

ਅਗਸਤ - ਕੀਤੇ ਕੰਮ ਦੀ ਦੁਹਰਾਈ

ਸਤੰਬਰ - ਛਿਮਾਹੀ ਪ੍ਰੀਖਿਆ

## COMPUTER

**Name of the Book : HANDS ON**

**“Technology is not an event, it’s just part of the everyday learning!”**

### Importance of Computer Education

Computer technology has a deep impact on the education sector. Thanks to computers, imparting education has become easier and much more interesting than before. Computers have changed the way we study/work, be it any course/profession. Computers plays a vital role in every field especially it plays an important role in education. That is why the education system has made computer education a part of school curriculum. Considering the use of computer technology in almost every sphere of life, it is important for everyone to have at least the basic knowledge of using computers.

### Aims & objectives:

1. Foremost aim is to make students How to use Computer effectively.
2. Students must know about parts of computer & their working.
3. Students must know the types of computer.
4. To make students familiar with keyboard, function of various keys and basics of touch typing.
5. To make students familiar with Graphical User Interface (Desktop & Icons).
6. To enable the students in creating simple drawings in Tux Paint.
7. To aware the students about the precautions while using Computer System.

### Instruction for the Teachers:

1. It is necessary to take students to the lab once in a week according to fix Time Table.
2. It is necessary to show all the links given in the book & perform all the given activities.

3. Teacher will look after each & every child in lab.
4. Teacher will make it sure that all the students have performed the lab activity or not.
5. Students will be evaluated only on the basis of skills in practical.

### **Instruction for the Students:**

1. Bring book according to Time Table.
2. Sit according to Roll No. in lab.
3. Don't change the Control Panel Settings.
4. Follow all the Rules & Regulations of Lab + Instructions of Teacher.

### **Tools & Techniques:**

Exploratory Thinking, Demonstration Method, Active Learner participation, Experimentation Method, Effective integration of Technology, Oral Questioning.

**Note :** Computer/ICT is a completely skill based subject. So, No Pen Paper test / exam will be conducted to evaluate the student's performance. Students will be evaluated on the basis of Practical skills only that will be conducted Month Wise, Half Yearly & Annually.

### **APRIL**

<b>Chapter No./ Name of Chapter</b>	<b>No. of Periods</b>	<b>Lab Activities</b>	<b>Teaching Aids</b>
Chapter - 1 Getting Started	9	1. Identify Computer & its Peripherals. 2. How to Switch On/Off & Restart a computer.	E-Smart Board, Book, Parts of Computer

### **May**

<b>Chapter No./ Name of Chapter</b>	<b>No. of Periods</b>	<b>Lab Activities</b>	<b>Teaching Aids</b>
Chapter - 2 Fundamentals of Computer	9	1. Identify different types of Computer. 2. Know about Desktop Laptop and Tablet.	E-Smart Board, Stylus, Different types of Computers

## JUNE : SUMMER VACATION JULY

Chapter No./ Name of Chapter	No. of Periods	Lab Activities	Teaching Aids
Chapter - 3 Keyboard I	9	1. Identify different types of Keys on keyboard. 2. Positioning/Use of Alphabet & Number keys 3. Functions of different types of keys.	E-Smart Board, Stylus, Keyboard, WordPad

## AUGUST

Chapter No./ Name of Chapter	No. of Periods	Lab Activities	Teaching Aids
Chapter - 4 Touch Typing: Play with Text Editor	9	1. Observe the keys on left and right hand. 2. Typing without looking at keyboard.	E-Smart Board, Keyboard, WordPad

## SEPTEMBER : Revision + Oral / Practical Examination

### VISUAL ART

“Drawing plays a big role in our cognitive development. It can help us learn to write and think creativity, develop hand eye co-ordination, hone analytic skills”

#### Aims & Objectives:-

1. To develop observation, imagination and self expression to be able to put thoughts on paper through art.
2. To work confidently with a variety of material.
3. Art Education enables the child to explore alternative ways of communicating

with others. It encourages the ideas that are personal , inventive & makes a vital contribution to the development of a range of intelligence.

4. To express individuality.
5. To develop eye and hand co-ordination.

### COMMON INSTRUCTIONS FOR STUDENTS :

1. Students must bring their step by step Book & Drawing file according to timetable.
2. Students must bring their own drawing material like HB Pencil, Non-Dust Eraser, Pencil, Colour etc..
3. Students should use their creative & imaginative skill while drawing and performing craft.
4. Difficult topics must be practiced in drawing file.

### COMMON INSTRUCTIONS FOR TEACHERS :

1. Teachers should prepare the activities mentioned in study plan in advance.
2. Use of Technology must be there.
3. Check and return the drawing files in time.

**Note** : Practically demonstration must be given by teacher using E-Smart board, colorful chalks, dusters, colors etc..

**Tools for evaluation** : \* Neatness in work and coloring.

\* Students creativity and interest.

### APRIL

Step By Step	Drawing file	No. of Periods	Teaching Aids	Activity
Page No. 2 to 10 (overlapped Composition)	Draw and Colour a car with geometrical shapes	4	Colourful papers , fevicol	Paper flowers

**MAY**

Step By Step	Drawing file	No. of Periods	Teaching Aids	Activity
Page No. 11 to 19 (Composition)	Draw and colour - Fruit Study	6	Colourful A4 size sheet, fevicol, Decorative material	Greeting card making (Mother's day)

**JUNE-SUMMER VACATION****JULY**

Step By Step	Drawing file	No. of Periods	Teaching Aids	Activity
Page No. 20 to 24 ( namuH Figure)	Draw and colour 2 birds in file	4	Colourful srepap ezalg , hctam sticks ,fevicol.	ylfrettub repaP

**AUGUST : Practice of 1st term + test****SEPTEMBER : FIRST TERM EXAMINATION****GENERAL KNOWLEDGE****Name of Book : Kid Wiz Publication : DAV Publication****“ An investment in General Knowledge pays the best interest.”****Importance of general knowledge -**

The name itself says that it is a general that every common student must and should possess. It is useful in terms of personal, academic and professional levels. In day today life also general knowledge is very useful as it is all about common things. It is an important component of crystallized intelligence and is strongly associated with general intelligence. It is a wide body of information that a student acquires

from education and from life. It also helps to grow student's confidence level and may prove to be of some great help during some important events of our lives like interview etc. A good knowledge of everything around, always impress the people around you.

### **Aims and Objectives :**

1. To acquaint students about their surroundings.
2. To have a healthy discussion about the day to day happenings around the world.
3. To formulate the students for the competitive level of general awareness
4. To make students more competent and smarter.

### **Instructions for the teachers :**

1. It is necessary that the teacher's voice should be audible and clear.
2. It is mandatory to prepare the teaching content in advance.
3. Teacher will make it sure that all the students must carry their study material like books or scrap file etc.
4. It is advisable to maintain complete record of student's performance.
5. It is necessary that the checking must be done carefully and in proper time.

### **Instructions for the students :**

1. Students must complete the given work at proper time.
2. Scrap files must be maintained properly.
3. Students must follow all the instructions from the teacher.
4. Students must converse in English language.

**Note :** Write 3 to 5 lines about every activity / project work on the scrap file.



**APRIL**

Unit No. and Name	No. of periods	Activity	Teaching Aids
UNIT I : Language and Literature	3	<b>Scrap File Work :</b> 1. Paste 5 pictures of famous books with their names and write the authors name	Kid Wiz Book
2. Reflection of a good student, School Code of Conduct	2	Group discussion on the content of Page No. 5 of School Diary.	School Diary

**MAY**

Unit No. and Name	No. of periods	Activity	Teaching Aids
UNIT II: Environment Around	3	<b>Scrap File Work :</b> 1. Paste the pictures of 5 scientists and write their inventions.	Kid Wiz Book

**JUNE : SUMMER VACATIONS** (Learn the completed syllabus for Half Yearly Exams)**JULY**

Unit No. and Name	No. of periods	Activity	Teaching Aids
UNIT III: World Around	3	<b>Scrap File Work :</b> 1. Paste 5 pictures of wonder of India. 2. Write about 5 Current Ministers of India (Education, Finance, President, Prime Minister, Foreign Affairs etc.	Kid Wiz

**AUGUST : Revision for Half Yearly Exams + Learning of School Lunch Prayer**

**SEPTEMBER : FIRST TERM EXAMINATION**

## धर्म शिक्षा /नैतिक शिक्षा

“ शिष्टाचार अथवा विनम्रतापूर्वक एवं शालीनतापूर्ण आचरण ही वह आभूषण है जो मनुष्य को आदर सम्मान दिलाता है । ”

### नोट :

1. धर्म शिक्षा पुस्तक पढ़ना ही काफी नहीं है, बल्कि अपने जीवन को धार्मिक व सदाचारी बनाना जरूरी है ।
2. कक्षा क्रम के अनुसार हवन से पहले बच्चों को दान के लिए प्रेरित किया जाए ।

### सामान्य उद्देश्य :

1. छात्रों में माता-पिता, अध्यापकों एवं बुजुर्गों के प्रति सम्मान और सेवा भावना उत्पन्न करना ।
2. छात्र-छात्राओं में ईश्वरभक्ति की भावना के साथ-साथ, उनमें आस्तिकता की भावना उत्पन्न करना ।
3. धार्मिक रूचि का संवर्धन करना, अच्छी आदतें डालना ।
4. उन्हें देश एवं जाति की सेवा के प्रति कर्तव्यनिष्ठ बनाना ।
5. उत्तम ग्रंथों के माध्यम से स्वास्थ्य के प्रति रूचि जागृत करना ।
6. देश-धर्म की सेवा में जीवन लगाने वाले तथा उत्तम ग्रंथों की रचना द्वारा ज्ञान का संवर्धन करने वाले महापुरुषों के चरित्र से परिचय करवाना ।

### अध्यापकों के लिए सामान्य निर्देश :

1. बच्चों को प्रतिदिन नैतिक मूल्यों की जानकारी देना ।

2. बच्चों को पुस्तक ज्ञान को अपने अंदर डालने के लिए प्रेरित करना ।
3. उत्तर पुस्तिका में उत्तर ध्यानपूर्वक लिखना व बच्चों को लिखवाना ।
4. समय-समय पर जाँचना ।

### विद्यार्थियों के लिए सामान्य निर्देश :

1. विद्यार्थी कक्षा में अनुशासित ढंग से पठन-पाठन प्रक्रिया में भाग लें ।
2. अध्यापकों द्वारा दी गई शिक्षा पर अमल करें ।
3. मन्त्र , प्रार्थनाओं का नित्य अभ्यास करें ।
4. सदाचारी, शिष्टाचारी बनें व अनुशासन में रहें ।

### अप्रैल

पाठ का नाम / विषय	कालांश	गतिविधियाँ	सहायक सामग्री
पाठ - 1 ईश्वर महिमा	1	लयबद्ध, स्वर गीत का उच्चारण करवाना	पुस्तक
पाठ - 2 ईश्वर	2	ईश्वर की महिमा के बारे में चर्चा करना	पुस्तक
यज्ञ की महिमा	1	स्वर सहित उच्चारण करवाना	डायरी
विषय संवर्धन गतिविधि		यज्ञ की महिमा	
<b>मई</b>			
पाठ-3 आर्य	2	आर्य के गुणों पर चर्चा	पुस्तक उदाहरण देकर
पाठ-4 आर्य समाज के पहले दो नियम	2	नियमों के अर्थ स्पष्ट करना व कंठस्थ करवाना	ई-स्मार्ट

पाठ-5 परमात्मा के नाम	2	परमात्मा के नामों की जानकारी देना	पुस्तक
पाठ-6 प्रार्थना	1	लयबद्ध, स्वर सहित प्रार्थना का उच्चारण करवाना व कंठस्थ करवाना	पुस्तक

जून

ग्रीष्मावकाश

जुलाई

पाठ का नाम / विषय	कालांश	गतिविधियाँ	सहायक सामग्री
पाठ-7 चित्रमाला	2	चार्ट बनवाना(विषय से संबंधित)	पुस्तक
पाठ-8 श्रीराम	2	भगवान राम के बारे में जानकारी देना	पुस्तक
विषय संवर्धन गतिविधि		विद्यार्थी श्रीराम जी के बारे में 5-7 वाक्य बोलेंगे	

अगस्त

करवाए गए पाठ्यक्रम की दोहराई

सितंबर

अर्ध वार्षिक परीक्षा

### PERFORMING ART

“Practice, Like you’ve never won.

Perform, like you’ve never lost.”

#### Importance of Music & Dance :

Music and dance give great self-satisfaction and self confidence. It brings name, fame and riches i.e success in life. It has social, emotional, and spiritual benefits and gives happiness to life.

**Instruction for Teachers:-**

- Give the introduction about your topic and demonstrate.
- Pay attention towards Non Performers.
- Teacher should be well prepared.
- The song should be selected according to class level.
- Assessment of students should be done on regular basis.

**Instruction for Students:-**

- Move in queue to Music and Dance room.
- Keep the shoes in shoes Rack.
- Do the practice at home.
- Don't touch anything without teacher's permission.

**Aims :**

1. To develop a context for aesthetic and artistic experience and the opportunity to develop personally and physically through participated in dance in an enjoyable environment.
2. To develop students' musical literacy and musical sense through joining music activities.

**Objectives:**

1. To enhance knowledge and understanding of dance as an aesthetic & artistic experience.
2. Cooperate with others in dance activities.
3. To develop self confidence.

4. Give chance to sing in front of audience in small functions in school.
5. Basic knowledge of maximum musical instruments.
6. To enhance the hidden talent in students.

### April to May

Topic	No. of Days	Tools & Techniques	Teaching Aid
Punjabi folk	6	Demonstration with steps	With sound system
Punjabi song	6	Demonstration with musical instruments	With Harmonium, Lyrics

### JUNE- SUMMER VACATION

### JULY- AUGUST

Topic	No. of Days	Tools & Techniques	Teaching Aid
Tatkar Ekgun Dugan	6	Demonstration with steps	With sound system
Mahatma Gandhi ji Song	6	Demonstration with musical instruments	With Harmonium, Lyrics

### AUGUST - REVISION

### SEPTEMBER - FIRST TERM EXAMINATION

1	2	3	4
सा पा	मा पा	गा मा	गा रे
गा S	गा S	मा गा	रे सा
सा नी	धा नी	रे S	मा गा
रे मा	गा रे	सा नी	सा S
सा नी	धा नी	रे S	सा S
पा मा	गा रे	सा नी	सा S
सा गा	पा पा	मा गा	पा S
नी धा	पा मा	गा रे	सा S

## HEALTH & PHYSICAL EDUCATION

### AIMS & OBJECTIVES :

1. To interact students with the natural world in a positive manner.
2. To develop qualities such as leadership, team spirit, sense of belongingness, Courage and self defence.
3. To make them participate in the activities for fun and enjoyment.
4. Exhibit movement with body control.
5. To ensure optimum growth of each child.
6. To make students understand of hygienic fitness, protection and health care.
7. To bring overall awareness about health status.
8. To make people physically, mentally and emotionally strong and fit.
9. To develop self-confidence and courage among students.
10. To participate in team game for physical fitness enjoyment and team spirit.
11. To develop student's interest in exercise with confidence.
12. To make the children aware about health.

### APRIL

Lesson No./ Topic	No. of Period	Tool & Techniques	Teaching Aid
Human Body - Growth & Development, seeing, hearing & health habits , Ques/ Ans 1to 5	2	Demonstration	Chart/ video
<b>Activities</b> - Walk in line/walk in circular/bend & rotate	1	Body Movements	Line Powder Whistle
<b>Race</b> - 50 mt. one leg	1	Body Movements	Line Powder Whistle

Lazium Exercise 1 To 3	2	Body Movements	Lazium/ Drum Whistle
Game-River Bank	1	Physical Movements	Line Powder Whistle

**Ques/ Ans**

- Q1. How do we breathe?      Q2. How do we see?  
 Q3. How do we hear?      Q4. What should we do to maintain personal hygiene?  
 Q5. What is throwing and catching?

**MAY**

Lesson-No Topic	No of Period	Tool &Techniques	Teaching Aid
Movements Education Ques/ Ans 6to10	2	Demonstration	Chart/ video
Game-Find the Leader	1	Physical Movement	Body Movements
Padamasana /Shavasana / Warming up exercise	1	Yoga Exercise	Body Movements Chart
Lazium Exercise 4 To 6	2	Physical Movement	Lazium/ Drum Whistle
Forward roll	1	Physical Movement	Body Movements

**Ques/ Ans**

- Q6. How can we toss?      Q7. How do we combine various physical movements?  
 Q8. How can we keep our surroundings clean and beautiful ?  
 Q9. How can we purify water at home?      Q10. How do we throw and catch any  
 object?

**JUNE - SUMMER VACATION**



**JULY**

<b>Lesson-No Topic</b>	<b>No of Period</b>	<b>Tool &amp;Techniques</b>	<b>Teaching Aid</b>
Game -Carrom Board	1	Demonstration	Play Ground/ Carrom Board
Race- 100 mt	1	Physical Movements	Body Movements/ Whistle
Meditation/ Anulom/ Vilom	1	Yoga Exercise	Body Movements/Chart
Lazium Exercise 1 to 6	2	Physical Movements	Lazium/ Drum Whistle
We & Our Environment Ques/ Ans 1to10	1	Demonstration	Visit Outside/ Video

**Subject Enrichment Activities**

1. Benefits of Yoga
2. Benefits of Lazium Exercise

**AUGUST : REVISION****SEPTEMBER : HALF YEAR EXAMINATION**

ORAL/PRACTICAL CRITERIA

ENGLISH		
Sr. No.	Criteria	Marks
1	Reading Skill	5
2	Writing Skill	5
3	Speaking Skill	5
4	Listening Skill	5
	<b>Total</b>	20

हिंदी		
कमांक	सामग्री	अंक
1	पठन - पाठन कौशल	5
2	लेखन कला	5
3	वाचन कला	5
4	श्रवण कला	5
	कुल अंक	20

MATHEMATICS		
Sr. No.	Criteria	Marks
1	Concept	5
2	Activities	5
3	Tables	5
4	Mental Ability	5
	<b>Total</b>	20

पंजाबी		
ਲ. ਨੰ.	ਸਮੱਗਰੀ	Marks
1	ਪੜ੍ਹਨ ਕਲਾ	5
2	ਲਿਖਣ ਕਲਾ	5
3	ਬੋਲਣ ਕਲਾ	5
4	ਸੁਣਨ ਕਲਾ	5
	ਕੁੱਲ	20

**GENERAL KNOWLEDGE**

Sr. No.	Criteria	Marks
1	Book Content	12
2	Scrap file	3
3	Current News	1
4	Self-Introduction	2
5	Condition of Book	1
6	Condition of Diary	1
7	Discipline	1
8	Uniform	1
9	Diary Content	3
	<b>Total</b>	<b>25</b>

**SCIENCE**

Sr. No.	Criteria	Marks
1	Environment Sensitivity	5
2	Project / Activity	5
3	Group Discussion	5
	<b>Total</b>	<b>15</b>

**PHYSICAL EDUCATION**

Sr. No.	Criteria	Marks
1	Dumble Exercise / Lazium	4
2	Game	4
3	Race	4
4	Question / Answer	4
5	Yoga	4
6	Uniform	3
7	Discipline	2
	<b>Total</b>	<b>25</b>

## COMPUTER

## Evaluation Criteria For Both Terms

Practica 1 Activity 1 (10 Marks)	Practica 1 Activity 2 (10 Marks)	Practica 1 Activity 3 (10 Marks)	Practical Activity 4,5 (05+05=10Marks )	Marks of Two Best Activities (10+10=20 )	Short Practical 2 (10) + Long Practical 1 (10) + Viva (10) = 30 Marks (Oral/ Practical Examination )	Total Marks = 50 Monthly Activities (20) + Oral / Practical Examination (30)
---	---	---	--	--	--	---

Students will be awarded grades as Computer / ICT is a Co-Scholastic Subject)

## धर्म शिक्षा / नैतिक शिक्षा

## Term-I

1. पुस्तक, अनुशासन, वर्दी	3 अंक
2. ईश्वर महिमा	2 अंक
3. यज्ञ महिमा	3 अंक
4. आर्य समाज के नियम (1-5)	2 अंक
5. प्रार्थना	2 अंक
6. श्री राम पर वाक्य	2 अंक
7. प्रश्न / उत्तर	10 अंक
कुलांक	25 अंक

## Term- II

1. पुस्तक, अनुशासन, वर्दी	3 अंक
2. दयानंद जी पर वाक्य / महात्मा हंसराज	3 अंक
3. मंत्र उच्चारण	2 अंक
4. आर्य समाज के नियम	2 अंक
5. योगिराज श्री कृष्ण / गुरु नानक देव जी	2 अंक
6. कविता	3 अंक
7. प्रश्न / उत्तर	10 अंक
कुलांक	25 अंक

**PERFORMING ART**

<b>Dance</b>	
1. Interest	5 Marks
2. Body Movement	5 Marks
3. Expression	5 Marks
<b>Total</b>	<b>15</b>

<b>Music</b>	
1. Interest	5 Marks
2. Rhythm	5 Marks
3. Melody	5 Marks
<b>Total</b>	<b>15</b>

**Note:-Students will be observed in 3 points grading scale.  
(A = Outstanding, B = V. Good, C = Fair)**

The aspects of regularity, sincere participation, output and teamwork.

**SECOND TERM(OCTOBER TO MARCH)****ENGLISH****OCTOBER**

<b><u>Lesson No./Topic</u></b>	<b>No. of periods</b>	<b>Activities From Curriculum Guidelines</b>	<b>Art Integration Activity</b>	<b>Teaching Aids/ Technology</b>
Poem-Two Little Kittens (Reader Book)	1	Students will recite poem with expression and voice modulation		Text book
Lesson- Nina Is The Winner (Reader Book)	4	Underline the action words		Text book, Note book, Interactive white board
Lesson-2 Krishna And Sudama (Reader Book)	4			Text book, Note book, Interactive white board
Unit- 5 Verbs Unit-6 Preposition (Practice Book)	4	Teacher will ask the position of objects by using bodily kinesthetic intelligence		E-smart board activities
Unseen comprehension :- The Geese And The Tortoise ( Practice Book) Page No 72,73,74	1	Students will listen and try to comprehend		Practice Book

Creative Writing topic: My Family	1	—	Students will paste Photographs of their family members to make <b>Family Tree</b>	Note book, + Green board
Application to your Principal for remission of fine	1			Note book

### SUBJECT ENRICHMENT ACTIVITY - SPELLATHON NOVEMBER

Lesson No. / Topic	No. of periods	Activities From Curriculum Guidelines	Art Integration Activity	Teaching Aids / Technology
Poem-The Key (Reader Book)	1	Students will recite poem with expression and voice modulation		Text Book
Lesson- 3 The Birthday Kitten (Reader Book)	4	Circle out Preposition		Text book, Note book, Interactive white board/green board
Lesson-4 Man Learns To Fly (Reader Book) (Only Reading and Book Exercise)	1	—		Text Book

Tape script(listen and comprehend on page no.77) (Reader Book)	1	Students will listen and try to comprehend		Stereo + CD
Read it yourself - The Three Rules (Reader Book)	1	Students will read the lesson		Text book
Unit- 7 Articles Unit - 8 Sentences (Practice Book)	4			E-Smart board activities
Composition:- My Birthday Gift	1	—		Note Book
Letter to your friend to invite him/her on birthday party	1	—	Make a Birthday Card	Note Book
Creative writing topic:- My Principal	1	Exchange and read (Curriculum guidelines,page.no.23)		Note book, + Green board
Three Forms of the Verbs (any 15)	1	Students will speak forms of verbs in singing way		Flash cards + Note Book

**SUBJECT ENRICHMENT ACTIVITY - SPEECH  
(IMPORTANCE OF ENGLISH)**



**DECEMBER**

Lesson No./Topic	No. of periods	Activities From Curriculum Guidelines	Art Integration Activity	Teaching Aids/ Technology
Lesson-5 Michael Goes Climbing (Reader Book)  (Only Reading and Book Exercise)	1	Underline fixing words		Text book, Note book, Interactive white board/green board
Tape script(listen and comprehend on page no.104-105) (Reader Book)	1	Students will listen and try to comprehend		Stereo + CD
Lesson-6 The Magic Room (Reader Book)	5		<b>Role Play</b>	Text Book
Read it yourself - Florence Nightingale (Reader Book)	1	Students will read the lesson.		Text book
Unit- 9 Subject and Predicate (Practice Book)	3	—		E-smart board activities

Degrees of Adjective (any ten)	1	Students will speak in singing way.		Note Book
Composition:- My Hobby	1	—		Note Book
Creative Writing- My Home	1	—	Draw and Color a picture of your Sweet Home.	Note Book

### SUBJECT ENRICHMENT ACTIVITY - POEM RECITATION

JANUARY / FEBRUARY : REVISION AND CLASS TESTS

MARCH : ANNUAL EXAMINATION

### हिंदी

### अक्तूबर

पाठ का नाम / विषय	कालांश	पाठ्यक्रम से संबंधित गतिविधि	पाठ्यक्रम से संबंधित कला एकीकृत गतिविधि	सहायक सामग्री
भाषा माधुरी पाठ - 8(अगर पेड़ भी चलते होते)	3	कविता उच्चारण ( हाव-भाव सहित )		पाठ्य पुस्तक
भाषा अभ्यास पाठ - 8	2	लेखन कला		पाठ्य पुस्तक
भाषा माधुरी पाठ - 9	3	श्रुतलेख		पाठ्य पुस्तक

( गीत का कमाल)				
भाषा अभ्यास पाठ - 9	2	कविता लेखन		पाठ्य पुस्तक
भाषा माधुरी पाठ - 10 (बूझो तो जानो )मौखिक	1	अन्य पहेलियाँ बताना		पाठ्य पुस्तक
भाषा अभ्यास पाठ - 10	1	लेखन कला		पाठ्य पुस्तक
भाषा माधुरी- पाठ -11 ( चूँ - चूँ की टोपी )	1	अभिनय करवाना		पाठ्य पुस्तक
भाषा अभ्यास -पाठ - 11	2	लेखन कला		पाठ्य पुस्तक

### विषय संवर्धन गतिविधि - पेड़ों पर स्लोगन लिखवाना

#### नवम्बर

पाठ का नाम / विषय	कालांश	पाठ्यक्रम ससंबंधित गतिविधि	पाठ्यक्रम सेसंबंधित कला एकीकृत गतिविधि	सहायक सामग्री
भाषा माधुरी- पाठ - 12 ( सुबह )	3	सुबह की सैर के फायदे बताना (कविता उच्चारण हाव- भाव सहित )		पुस्तक
भाषा अभ्यास -पाठ - 12	2	लेखन कौशल		पाठ्य पुस्तक

भाषा माधुरी- पाठ -13 (ऐसे थे लाल बहादुर शास्त्री )	3		देश भक्तों के बारे में बताना और चित्र कॉपी में लगवाना	ई- स्मार्ट
भाषा अभ्यास- पाठ - 13	2	लेखन कला		पाठ्य पुस्तक
पत्र - मित्र को जन्म दिन पर बधाई देने हेतु पत्र	2	पत्र का प्रारूप समझाना		ई- स्मार्ट
गिनती ( 1 - 20 )	1	गिनती 1 से 20 अनुक्रमांक लिखवाना		चिट्स
निबंध - मेरा साफ़ सुथरा घर	2	सफ़ाई का महत्त्व बताना		विषय से संबंधित पुस्तक
सर्वनाम	1	वाक्यों में सर्वनाम शब्दों पर घेरा लगवाना		ई- स्मार्ट
निबंध - चिड़िया घर की सैर	2		विषय से संबंधित तस्वीरें लगवाना	दृश्यात्मक सामग्री

**विषय संवर्धन गतिविधि - दादी के लिए दीवाली पर ग्रीटिंग कार्ड बनवाना ।**

## दिसम्बर

पाठ का नाम / विषय	कालांश	पाठ्यक्रम से संबंधित गतिविधि	पाठ्यक्रम से संबंधित कला एकीकृत गतिविधि	सहायक सामग्री
भाषा माधुरी- पाठ- 14 ( सबसे बड़ा मूर्ख )	3	अनजान व्यक्ति पर विश्वास न करना ( विषय पर चर्चा )		पाठ्य पुस्तक
भाषा अभ्यास- पाठ - 14	2	लेखन कला		पाठ्य पुस्तक
भाषा माधुरी- पाठ- 15 ( बुआ का पत्र )	3		समय के सदुपयोग पर वाक्य लिखवाना	पाठ्य पुस्तक
भाषा अभ्यास- पाठ -15	2	लेखन कला		पाठ्य पुस्तक
भाषा माधुरी- पाठ- 16 ( सवाली राम ) मौखिक	1	प्रकृति से प्राप्त होने वाली चीजों के नाम बताना		पाठ्य पुस्तक
भाषा अभ्यास-पाठ -16	2	चित्र देखकर बातचीत करना		ई- स्मार्ट
पत्र - जुर्माना माफ़ी के लिए प्रधानाचार्य जी को पत्र ।	2	पत्र का प्रारूप समझाना ।		ई- स्मार्ट

व्याकरण : विशेषण	1	कक्षा के बच्चों की विशेषताएँ बताकर स्पष्ट करना		ई- स्मार्ट
रचनात्मक लेखन ( मेरी किताब )	1	लेखन कला		दृश्यात्मक सामग्री

जनवरी / फरवरी दोहराई + कविता गायन

मार्च वार्षिक परीक्षा

## MATHEMATICS

### OCTOBER

Unit No. With Name	No. of Periods	Activities (According to curriculum guidelines)	Art Integration Activities	Teaching Aids
Chapter - 5 (Division) (Worksheet - 7 to 11)	7	Ball and bag game(Page- 52)	---	Chart , balls , bags
Chapter - 8 (Length)	5	Measure Yourself (page - 59)	---	Scale , inch tape.
Chapter - 9 (Weight)	5	---	Paste the five things which can be measured in Kg , g .	Measuring units, real objects

Table - 13	1	Oral drill	----	Video/ Chart
------------	---	------------	------	-----------------

## SUBJECT ENRICHMENT ACTIVITY : MEASURE YOURSELF NOVEMBER

Unit No. With Name	No. of Periods	Activities (According to curriculum guidelines)	Art Integration Activities	Teaching Aids
Chapter- 10 (Capacity)	6	Measuring cup (Page 62)	----	Beakers , Cups etc.
Chapter -6 (Date , Day and Time)	12	Quiz	Clock making	Clock, Calendar , Flash cards.
Tables - 14 , 15	2	Oral drill	---	Video

## SUBJECT ENRICHMENT ACTIVITY : CLOCK MAKING DECEMBER

Unit No. With Name	No. of Periods	Activities (According to curriculum guidelines)	Art Integration Activities	Teaching Aids
Chapter-7 (Money)	10	Super Market (Page- 57)	---	Different articles for market , artificial money.
Chapter-11 (Fraction)	8	Bead game (page-64)	Fraction Pizza	Beads, green board Interactive whiteboard.

**SUBJECT ENRICHMENT ACTIVITY : SUPER MARKET**

**JANUARY/ FEBRUARY - Revision of entire syllabus and  
Class tests.**

**MARCH - ANNUAL EXAMINATION**

**SCIENCE****OCTOBER**

<b>Lesson no/ Topic</b>	<b>No of periods</b>	<b>Teaching Aids/ Technology</b>	<b>Activities (according to curriculum guidelines)</b>	<b>Art Integration Activities</b>
Lesson-6 Feeding habits of animals	8	i) E-smart board ii) Flash cards	1) Project - Paste 2-2 pictures of herbivorous, carnivorous, omnivorous animals in scrap file 2) Group discussion- How to save Pets	
Lesson -7 Birds and their nest (Reading of chapter and book exercise)	5	1) Model of Bird , Nests to show 2) E-smart board	1) Paste pictures of 5 birds and their nests in scrap file 2) Group discussion- Birds	Diagram of birds and their nest

**SUBJECT ENRICHMENT- Group discussion- Birds****GROUP DISCUSSION - How can we save pets , Birds**



## MONTH - NOVEMBER

Lesson no/ Topic	No of periods	Teaching Aids/ Technology	Activities	Art Integration Activities
Lesson - 7	3	Green board	Question /answers and extra work of lesson 7	
Lesson- 8 (Food)	8	Real objects - Turnip , carrot, potato, ginger etc. E-smart board	1)Project- Paste 2- 2 pictures of underground stem and underground roots 2)Group discussion - Food	Diagram of underground stem and underground roots

Lesson-9 (Cooking habits)	8	Cooking utensils E-smart board	1)Project-Paste pictures of different cooking utensils by frying, steaming, boiling ,baking, direct heating in scrap file	Diagram of cooking utensils
---------------------------	---	--------------------------------	---	-----------------------------

**SUBJECT ENRICHMENT- Identification of Stem and root**  
**GROUP DISCUSSION-Food**

## MONTH-DECEMBER

Lesson no/ Topic	No of periods	Teaching Aids/ Technology	Activities	Art Integration Activities
Lesson-10 (water)	8	E-smart board	1)Group discussion - Water 2) Make poster to save water	Diagram of rainy day

**SUBJECT ENRICHMENT - Make poster to save water**

**GROUP DISCUSSION - Water**

**JANUARY / FEBRUARY : REVISION AND CLASS TESTS**

**MARCH : ANNUAL EXAMINATION**

**SOCIAL SCIENCE**

**OCTOBER**

Lesson number & name	Number of Periods	Activities	Art Integration Activities	Teaching aids/technology
Lesson -8 Let Us Enjoy	7	Something to do		<ul style="list-style-type: none"> <li>• Text book</li> <li>• Interactive board</li> </ul>
Lesson-9 Our Homes	7	Something to do	Draw a type of House on Notebook	<ul style="list-style-type: none"> <li>• Interactive board</li> <li>• E-Smart board</li> </ul>

**NOVEMBER**

Lesson number & name	Number of Periods	Activities	Art Integration Activities	Teaching aids/technology
Lesson -10 Beautiful Homes	6	Something to do	Write five sentence on cleanliness	<ul style="list-style-type: none"> <li>• Text book</li> <li>• E-Smart board</li> </ul>
Lesson-11 Directions	5	Something to do	Diagram of Cardinal Directions	<ul style="list-style-type: none"> <li>• Text book</li> <li>• Green board</li> </ul>
Lesson-12 Conquering Distances	6	Something to do	Make a collage on Means of Transport	<ul style="list-style-type: none"> <li>• Text book</li> <li>• Smart board</li> <li>• Chart of means of transport</li> </ul>

## DECEMBER

Lesson number & name	Number of Periods	Activities	Art Integration Activities	Teaching aids/technology
Lesson -13 Closing Distances	6	Something to do	Draw flow chart of Means of Communications	<ul style="list-style-type: none"> <li>• Text book</li> <li>• Smart board</li> <li>• Notebook</li> </ul>
Lesson -14 I am proud to be Indian	6		Draw beautifully National Flag , National Flower and National Bird	<ul style="list-style-type: none"> <li>• Interactive board</li> <li>• Text book</li> <li>• Chart of National Symbols</li> </ul>

JANUARY/FEBRUARY : REVISION OF ALL SYLLABUS

MARCH : ANNUAL EXAMINATION

## ਪੰਜਾਬੀ

ਅਕਤੂਬਰ :

ਪੁਸਤਕ	ਪਾਠ/ਵਿਸ਼ਾ	ਕੁੱਲ ਪੀਰੀਅਡ	ਗਤੀਵਿਧੀ	ਕਲਾਕ੍ਰਿਤੀ	ਅਧਿਆਪਨ ਸਮੱਗਰੀ
ਕਰੁੰਬਲਾਂ	ਪਾਠ-10 ਰੁੱਖ ਲਗਾਈਏ	3		ਵੱਖ-ਵੱਖ ਰੁੱਖਾਂ ਦੀਆਂ ਤਸਵੀਰਾਂ ਚਿਪਕਾਓ	ਪਾਠ ਪੁਸਤਕ, ਈ ਸਮਾਰਟ
	ਪਾਠ-11 ਸ੍ਰੀ ਹਰਿਮੰਦਰ ਸਾਹਿਬ	4	ਵੱਖ-ਵੱਖ ਧਰਮਾਂ ਬਾਰੇ ਜਾਣਕਾਰੀ ਦੇਣੀ	ਸ੍ਰੀ ਹਰਿਮੰਦਰ ਸਾਹਿਬ ਬਾਰੇ ਦੱਸੋ	ਪਾਠ ਪੁਸਤਕ, ਈ ਸਮਾਰਟ
	ਪਾਠ-12 ਚੋਚੀ ਤੇ ਕਾਕੂ	3	ਜੀਵ -ਜੰਤੂਆਂ ਦੀ ਸੰਭਾਲ ਬਾਰੇ ਦੱਸਣਾ		ਵੀਡੀਓ

ਗਿਆਨ ਸਰੋਵਰ	ਪਾਠ-4 ਸ਼ਬਦ ਗਿਆਨ	2	ਪੁਸਤਕ ਪੜ੍ਹਨਾ		ਵਿਆਕਰਨ ਪੁਸਤਕ
ਗਤੀਵਿਧੀ	ਸੁਲੇਖ ਅਸੁੱਧ-ਸੁੱਧ (ਦੂਜੀ ਲਾਈਨ), ਆਸਾਨ ਤੋਂ ਦੁਪੇਹਰ	1	ਬੋਰਡ ਵਿਧੀ		ਫੁਸਤਕ
	ਗਿਣਤੀ (25-50)	1	ਉਚਾਰਨ ਵਿਧੀ	ਸੁੰਦਰ ਕਰਕੇ ਲਿਖੋ	ਵਿਆਕਰਨ ਪੁਸਤਕ
	(ਲੇਖ) ਦੀਵਾਲੀ	2	ਵਿਚਾਰ- ਚਰਚਾ		ਵਿਆਕਰਨ ਪੁਸਤਕ

## ਨਵੰਬਰ :

ਪੁਸਤਕ	ਪਾਠ/ਵਿਸ਼ਾ	ਕੁੱਲ ਪੀਰੀਅਡ	ਗਤੀਵਿਧੀ	ਖਲਾਕ੍ਰਿਤੀ	ਅਧਿਆਪਨ ਸਮੱਗਰੀ
ਕਰੁੰਬਲਾਂ	ਪਾਠ-13 ਰੇਲ ਚੱਲੀ ਰੇਲ ਚੱਲੀ ਛਿਕ-ਛਿਕ-ਛਿਕ	3		ਆਵਾਜਾਈ ਦੇ ਸਾਧਨਾਂ ਦੀਆਂ ਤਸਵੀਰਾਂ ਚਿਪਕਾਓ	ਵੀਡੀਓ
	ਪਾਠ-14 ਸ੍ਰੀ ਕ੍ਰਿਸ਼ਨ ਅਵਤਾਰ (ਮੌਖਿਕ)	1	ਅਣਡਿੱਠਾ ਪੈਰ੍ਹਾ		ਪਾਠ ਪੁਸਤਕ, ਈ ਸਮਾਰਟ
	ਪਾਠ-15 ਖਰਗੋਸ਼ ਦੀ ਸਿਆਣਪ	3		ਕੋਈ ਪੰਜ ਜੰਗਲੀ ਜਾਨਵਰਾਂ ਦੇ ਨਾਂ ਲਿਖੋ	ਪਾਠ ਪੁਸਤਕ
ਗਿਆਨ ਸਰੋਵਰ	ਪਾਠ-5 ਨਾਂਵ	1	ਉਦਾਹਰਨਾਂ ਦੇਣੀਆਂ	ਸ਼ਬਦ ਰੇਲ ਬਣਾਓ	ਪੀ .ਪੀ.ਟੀ
	ਵਚਨ ਬਦਲੋ (ਦੂਜੀ ਲਾਈਨ) ਹਿਰਨੀ ਤੋਂ ਗਮਲਾ	1	ਟੀਮ -ਗੇਮ		ਪੁਸਤਕ
	ਲੇਖ- ਮੇਰੀ ਪੁਸਤਕ	2	ਵਿਚਾਰ ਚਰਚਾ		ਬੋਰਡ , ਪੁਸਤਕ ਅਤੇ ਕਾਪੀ
	ਜਰੂਰੀ ਕੰਮ ਲਈ ਬਿਨੈ-ਪੱਤਰ	2	ਬਿਨੈ- ਪੱਤਰ ਦੀ ਭਾਗ ਵੰਡ ਸਮਝਾਉਣੀ		ਬੋਰਡ , ਪੁਸਤਕ ਅਤੇ ਕਾਪੀ

**ਦਸੰਬਰ :**

ਪੁਸਤਕ	ਪਾਠ/ਵਿਸ਼ਾ	ਕੁੱਲ ਪੀਰੀਅਡ	ਘਤੀਵਿਧੀ	ਕਲਾਕ੍ਰਿਤੀ	ਅਧਿਆਪਨ ਸਮੱਗਰੀ
ਕਰੁੰਬਲਾਂ	ਪਾਠ-16 ਛੁੱਟੀ ਦਾ ਦਿਨ	3	ਲੋਕ ਖੇਡਾਂ ਬਾਰੇ ਜਾਣਕਾਰੀ ਦੇਣਾ	ਲੋਕ ਖੇਡਾਂ ਦੇ ਨਾਂ ਲਿਖੋ	ਤਸਵੀਰਾਂ
	ਪਾਠ-17 ਨੇਕ ਬੰਦਾ	3		ਮਹਾਰਾਜਾ ਰਣਜੀਤ ਸਿੰਘ ਬਾਰੇ ਦੱਸੋ	ਪਾਠ ਪੁਸਤਕ, ਈ ਸਮਾਰਟ
	ਪਾਠ-18 ਜਨਮ ਦਿਨ (ਕੇਵਲ ਪੜ੍ਹਨ ਲਈ)	1	ੜਰਤਾਲਪ		ਪਾਠ ਪੁਸਤਕ
ਗਿਆਨ ਸਰੋਵਰ	ਮੁਹਾਵਰੇ (1-10)	1	ਵਿਆਖਿਆ ਵਿਧੀ		ਵਿਆਕਰਨ ਪੁਸਤਕ
	ਲਿੰਗ ਬਦਲੋ(ਦੂਜੀ ਲਾਈਨ) ਮਾਸੜ ਤੋਂ ਸੇਠ	1	ਮਟਕਾ ਗੇਮ	ਸ਼ਬਦ ਰੇਲ	ਪੁਸਤਕ, ਪਰਚੀਆਂ
	ਕਹਾਣੀ-ਮੂਰਖ ਬੱਕਰੀਆਂ (ਮੌਖਿਕ)	1		ਕਹਾਣੀ ਬੁਣਨਾ।	ਵਿਆਕਰਨ ਪੁਸਤਕ
	ਮਿੱਤਰ ਦੇ ਪਾਸ ਹੋਣ ਤੇ ਵਧਾਈ ਪੱਤਰ	2	ਪੱਤਰ ਦੀ ਭਾਗ ਵੰਡ ਸਮਝਾਉਣੀ		ਵਿਆਕਰਨ ਪੁਸਤਕ
	ਵਿਰੋਧੀ ਸ਼ਬਦ(ਦੂਜੀ ਲਾਈਨ)	1	ਖੁਇਜ		ਬਲੈਕ ਬੋਰਡ
ਘਤੀਵਿਧੀ	ਭੁਲਾਂਵੇ ਸ਼ਬਦ ਪ੍ਰਤੀਯੋਗਤਾ				

ਜਨਵਰੀ / ਫਰਵਰੀ - ਕੀਤੇ ਗਏ ਕੰਮ ਦੀ ਦੁਹਰਾਈ

ਮਾਰਚ - ਸਲਾਨਾ ਪ੍ਰੀਖਿਆ

## COMPUTER

### OCTOBER

Chapter No./ Name of Chapter	No. of Periods	Lab Activities	Teaching Aids
Chapter - 5 Know the keyboard	9	1. Use of Special keys and their functions. 2. Difference between Delete & Backspace key.	E-Smart Board, Keyboard, WordPad

### NOVEMBER

Chapter - 6 Using the Icons	9	1. Identify Desktop 2. Moving Icons & navigation through Mouse & Keyboard. 3. Familiarize with Maximize, minimize and restore buttons.	E-Smart Board, Stylus, Computer System.
--------------------------------	---	---	---

### DECEMBER

Chapter -7 Let's Paint the World	9	1. Starting Tux Paint. 2. Observe components & Tools used in Tux Paint Window.	E-Smart Board, Stylus, Tux Paint
--	---	---	--

### JANUARY

Chapter - 8 Use Safe: Precautions While Using Computers	6	1. Correct Posture while Using computer. 2. Do's and Don'ts of Computer lab.	E-Smart Board, Stylus, Computer System
--	---	---	--

**FEBRUARY : REVISION + ORAL / PRACTICAL**

**EXAMINATION**

**MARCH : ANNUAL EXAMINATION**

## VISUAL ART

## OCTOBER

Step By Step	Drawing file	No. of Periods	Teaching Aids	Activity
Page No. 25 to 28 Perspective ydutS	Tree Perspective	4	Colourful papers, fevicol	repaP Chain Frill Making

## NOVEMBER

Step By Step	Drawing file	No. of Periods	Teaching Aids	Activity
Page No. 29to34 (Composition)	Draw and colour pihs a	6	Colourful charts, fevicol,sketches , maerc eci skcits etc	Hand Puppets

## DECEMBER

Step By Step	Drawing file	No. of Periods	Teaching Aids	Activity
Page No. 35 to 40 (cartoon study)	Draw and colour a dnal epacs	5	Red glaze paper, glue , etalp repap	Santa Clause with Paper Plate

JANUARY/FEBRUARY:

REVISION OF ALL SYLLABUS

MARCH:

ANNUAL EXAMINATION

**GENERAL KNOWLEDGE****OCTOBER**

Unit No. Name	No. of Periods	Activity	Teaching Aids
<b>UNIT IV Art and Culture</b>	3	1. Paste 4 pictures of Famous Musical Instruments with their musicians. 2. Write about current President of DAV CMC, Chairman, Regional Director and Manager of DAV Samana.	Kid Wiz

**NOVEMBER**

Unit No. Name	No. of Periods	Activity	Teaching Aids
<b>UNIT VI Sports and Games</b>	3	1. Paste 5 pictures of famous Sports Personalities and write their names.	Kid Wiz Book E- Smart board
<b>School Code of Conduct</b>	2	Group discussion on the content from School Diary Self Introduction	

**DECEMBER**

Unit No. Name	No. of Periods	Activity	Teaching Aids
<b>UNIT V Math Magic</b>	3	1. Paste the pictures of mathematical shapes and write their names. 2. Make any 5 Mathematical symbols and write their names.	Kid Wiz Book

**JANUARY - FEBRUARY: REVISION ALL SYLLABUS****MARCH : ANNUAL EXAMINATION**



## धर्म शिक्षा /नैतिक शिक्षा

### अक्तूबर

पाठ का नाम/विषय	कालांश	गतिविधियाँ	सहायक सामग्री
पाठ-9 योगिराज श्री कृष्ण	2	भगवान श्री कृष्ण के जीवन पर चर्चा ।	पुस्तक
पाठ -10 स्वामी दयानन्दजी	1	स्वामी दयानन्दजी के गुणों पर चर्चा ।	पुस्तक व उदाहरण देकर
पाठ- 11 गुरु नानक देव	2	गुरु नानक देव जी के बारे में कक्षा में चर्चा ।	पुस्तक
विषय संवर्धन गतिविधि	1	स्वामी दयानन्दजी पर वाक्य बोलेगें ।	

### नवंबर

पाठ का नाम / विषय	कालांश	गतिविधियाँ	सहायक सामग्री
पाठ -12 महात्मा हंसराज	2	महात्मा जी जीवनी पर चर्चा	ई-स्मार्ट
पाठ -13 सीखो(कविता)	2	लयबद्ध, स्वर सहित कविता का उच्चारण करवाना व कंठस्थ करवाना ।	पुस्तक
पाठ -14 भजन	1	लयबद्ध, स्वर सहित भजन का उच्चारण करवाना व कंठस्थ करवाना ।	पाठ्य पुस्तक

### दिसंबर

पाठ का नाम/विषय	कालांश	गतिविधियाँ	सहायक सामग्री
पाठ -15 संकल्प	2	अटल निश्चय होने पर चर्चा।	पुस्तक
पाठ-16 प्रश्नोत्तरी	1	प्रश्न कंठस्थ करवाना व बुलवाना	पुस्तक

पाठ-17 आरती(मौखिक)	1	लयबद्ध, स्वर सहित आरती का उच्चारण करवाना	पुस्तक
पाठ-18 संध्या	1	मंत्रों का उच्चारण करवाना मंत्र उच्चारण(1-4) याद करवाए जाएंगे	पुस्तक

जनवरी /फरवरी : करवाए गए पाठ्यक्रम की दोहराई

मार्च : वार्षिक परीक्षा

### PERFORMING ART

#### OCTOBER - NOVEMBER

Topic	No. of Days	Tools & Techniques	Teaching Aid
Western Dance	9	Demonstration with steps	With sound system
Carols	9	Demonstration with musical instruments	With Harmonium, Lyrics

**DECEMBER : Preparation for Winter Carnival**

**JAN/FEB : REVISION**

**MARCH : ANNUAL EXAMINATION**

फिर से आना बापू जी

(2 अक्टूबर)

एक बार प्यारे भारत में

फिर से आना बापू जी |

सत्य अहिंसा सदाचार का

पाठ पढ़ाना बापू जी ||

महज स्वदेशी का नारा है  
सारा माल विदेशी है ।  
सन सैंतालीस से पहले की  
याद दिलाना बापू जी ॥

दाल - भात और कढ़ी चपाती

घर का भोजन भूल गए ।

फास्ट - फूड के हुए दीवाने

इन्हे बचपन बापू जी ॥

जात - पाँत और छुआ - छूत का  
रोग अभी तक बाकी है ।  
कृपा करके मिटा सको तो  
इसे मिटाना बापू जी ॥

साथी जो गांधीवादी थे

एक एक कर चले गये ।

नई पौध मे देश- प्रेम का

भाव जगाना बापू जी ॥

- रामचरण सिंह

**HEALTH & PHYSICAL EDUCATION****OCTOBER**

<b>Lesson-No Topic</b>	<b>No of Period</b>	<b>Tool &amp;Techniques</b>	<b>Teaching Aid</b>
Warming up exercise	1	Physically	Body Movements
Game- Two dog & a Bite	1	Game Fundamental	Body Movements
Dumble -Exercise 1 To 3	2	Physically	Body Movements
Food & Nutrition Ques/ Ans 1to5	2	Demonstration	Visit Out Side

Q1. What are the food items that we like most?

Q2. What should we take wholesome diet?

Q3. Why should we take wholesome diet?

Q4. Why do we include various food items in our meals?

Q5. How do we cross the road?

**NOVEMBER**

<b>Lesson-No Topic</b>	<b>No of Period</b>	<b>Tool &amp; Techniques</b>	<b>Teaching Aid</b>
Lesson-No Topic	No of Period	Tool &Techniques	Teaching Aid
Safety & Security Ques/ Ans 6to10	1	Demonstration	Chart
Game-Find the leader	1	Game Fundamental	Body Movements
Three leg Race	1	Physically	Body Movements
Dumble Exercise 4 To 6	2	Physically	Dumble show
Bhujangasana /Tarasana		Yoga Exercise	Body Movements/ Chart

Q6. What can we do to keep ourselves safe and how?

Q7. Who looks after you at home?

Q8. How can we keep the toilet and ourselves clean?

Q9. Why do we clean up after taking food?

Q10. How can we keep our surroundings clean before and after eating meals?

## DECEMBER

Lesson-No Topic	No of Period	Tool & Techniques	Teaching Aid
Lesson-No Topic	No of Period	Tool & Techniques	Teaching Aid
Social health/ Consumer health & sports services Ques/ Ans 1to10	1	Demonstration	Visit Outside
Activities Ball Handling/ Catching	1	Activities Ball Handling/ Catching	Body Movements
Padamasana Halasana	1	Yoga Exercise	Body Movements/ Chart
Dumble -Exercise 1 To 6	2	Physically	Dumble show
Game-Dodge ball	2	Demonstration	Play Ground

**JANUARY+ FEBRUARY : REVISION**

**MARCH : ANNUAL EXAMINATION**

## Test Schedule

Day	Subject
Monday	English
Tuesday	Punjabi
Wednesday	Hindi
Thursday	Mathematics
Friday	Science
Saturday	Social Science

### CALENDAR ACTIVITIES

Sr. No.	Month	Name of the Activity
1.	April	Welcome Fiesta LKG to 3rd
2.	May	Origami
3.	July	Speaking Contest on Values
4.	August	Collage making activity in Independence Day
5.	September	-
6.	October	Role Play(Healthy & Unhealthy Food)
7.	November	Children's Day Celebration (Sports Day)
8.	December	Science Quiz
9.	January	Winter Carnival



**ओ३म्**  
**DAV PUBLIC SCHOOL SAMANA**  
**(SENIOR SECONDARY)**  
**CBSE AFFILIATED-1630571**



**NEAR CHAK AMRITSARIA PATRAN ROAD, SAMANA - 147101, DIST. PATIALA (PB)**

**List of Activities under Ek Bharat Shreshta Bharat**

Sr.No	Description of Activity	Month/Day/ Location	Learning Outcome
1	Exposure of students to the alphabets, songs, proverb and 100 sentences in the languages of the partnering State/UT.	Academic Year/ Every Week / school premises	It will develop the linguistic capacity of the students.
2	Essay Competition among students in the language of the partnering State/UT	Academic Year	It will develop multi-linguistic skills in students.
3	Drama/Role Play on culture, history, the tradition of partnering State/UT.	Academic Year/school premises	The students will be able to learn the culture of the partnering State/UT.
4	Identification/translation and dissemination of similar proverbs in the language of partnering State/UT.	Academic Year	The students will be able to learn the language and culture of the Partnering state/UT.

5	“Themed Display Board/Wall magazine” on the partnering state. (Historical Monuments, Dressing Style, painting, handicrafts, alphabet and basic sentences of the partnering State/UTs).	Round the Year/ school premises	The pictorial representation will help them in learning and Understanding about partnering States/UTs.
6	Pledge on Swachhta/ Single-use plastic/ water saving/ National Unity in the language of partnering states/UTs	At least two times every month/ Schools’ premises during morning assembly.	The students will have exposure to partnering state language. Enhance social responsibility among students.
7	“Questions/ Answer session” (Quiz) on partnering States/UTs. (Know Your Partner States/UTs)	Once in a month/ Morning Assembly.	It will help students to remember the important facts about partnering States/UTs.
8	“State Day Celebration” of partner State/UT	On State Day/ School Premises	It will develop a sense of unity among the students of both the States/UTs.

**Dr Mohan Lal Sharma**

**Principal**





# DAV PUBLIC SCHOOL SAMANA

## (SENIOR SECONDARY)



CBSE AFFILIATED-1630571

NEAR CHAK AMRITSARIA PATRAN ROAD, SAMANA - 147101, DIST. PATIALA (PB)

### ECO CLUB

An Eco-Club is a group of school teachers & students interested in environmental issues and willing to make significant contribution to society.

#### OBJECTIVES:

- To make children understand environment and environmental problems.
- To provide environmental education opportunities for school children.
- To utilize the unique position of school children as conduits for awareness of the society at large.
- To facilitate children's participation in decision making in areas related to environment & development.
- To bring children into direct contact with the environmental problems being faced by society they live in and make them think of solutions.
- To involve children in action based programmes related to environment in their surroundings.
- To aware students with various ways to conserve water.
- To motivate students to conserve and collect Rain water.

#### Activities for ECO CLUB:

S. No	Activity name
1.	Earth Day Celebration- Speech in Assembly & Kachhra Samadhan Mahotsav
2	Say No to Plastic Tiffin and ALUMINIUM foil
3.	Visit to sewage waste management plant & Conservation of water plant

4.	Tree Plantation Drive. ( Vanmahotsav celebration)
5.	Say no to Plastic Bags Introduction of Eco friendly bags
6.	Cleaning of various labs of school.
7.	Motivate students to conserve water by engaging them in various activities
8.	Constitute a School Water Management Committee
9	Students can be made to visit a water treatment plant in the area to witness water processing and other places where conservation practices are being adopted.
10.	Sharam Daan for Cleanliness of school Garden.
11	Let's talk about fuel and electricity importance and management.
12	Rally -Say no to Crackers
13	Waste Management - - Measures for minimization of waste -Increasing value by reducing, reusing and recycling as much as possible. - Paper recycling and paper Mache artwork from waste paper - Segregation of waste and Composting
14	Nature Walk and Nature Watch

Eco-Club Committee

Principal  
Dr. Mohan Lal Sharma



# ओ३म् DAV PUBLIC SCHOOL SAMANA (SENIOR SECONDARY)



CBSE AFFILIATED-1630571

## MEDICAL PLANNER FOR CLASSES LKG to 3<sup>rd</sup> (JUNIOR) SESSION: 2020-2021

MONTH	TOPICS
APRIL	<b>World Health Day topic: Health for all (Regarding Corona Virus)</b>
MAY	<b>What's on my plate? + Table Manners</b>
JUNE	<b>RESPECT- A Way of life</b>
JULY	<b>UH-OH My Nose is Bleeding! + DEHYDRATION - When Your Body Needs More Water</b>
AUGUST	<b>Body Boundaries (Under Pant Rules/Good Touch + Bad Touch)</b>
SEPTEMBER	<b>Dental Hygiene + ACTIVITY - You and Your Environment</b>
OCTOBER	<b>Healthy Food in School Tiffin + Eat More Fruits and Veggies</b>
NOVEMBER	<b>Are You Ready For Winter? (Cold, Flu, Sore Throat)</b>
DECEMBER	<b>SWEARING - Using Bad Words</b>
JANURAY	<b>Use of Internet/Computer Games/Mobile Phones</b>
FEBRUARY	<b>DISCIPLINE-Keeping the Rules</b>
MARCH	<b>SHYNESS - Are You Shy?? + CONFIDENCE - Put Your Best Foot Forward</b>

**School Medical Officer  
Dr Harsimran Kaur**

**Dr Mohan Lal Sharma  
Principal**

**Important Days (Awareness)****Session 2020-21****APRIL**

<b><u>S.No</u></b>	<b><u>Date</u></b>	<b><u>Day</u></b>	
1	2 <sup>nd</sup> April	Thursday	Ram Navami
2	6 <sup>th</sup> April	Monday	Mahavir Jayanti
3	7 <sup>th</sup> April	Tuesday	World Health Day
4	8 <sup>th</sup> April	Wednesday	Arya Samaj Sathapana Diwas, New Session Beginning 1 <sup>st</sup> to 10+2 (Hawan Yajna) Mangal Kamna Diwas
5	10 <sup>th</sup> April	Friday	New Session Beginning LKG & UKG (Shubhaarambh)
6	13 <sup>th</sup> April	Monday	Jallianwala Bagh Massacre
7	14 <sup>th</sup> April	Tuesday	Dr. B.R. Ambedkar Jayanti
8	18 <sup>th</sup> April	Saturday	World Heritage Day, Welcome Fiesta: LKG to 3 <sup>rd</sup>
9	19 <sup>th</sup> April	Sunday	Mahatma Hansraj Jayanti
10	22 <sup>nd</sup> April	Wednesday	World Earth Day - (Celebration by Science Department)
11	23 <sup>rd</sup> April	Thursday	World Book Day, English Language Day- (Celebration by English Department)
12	25 <sup>th</sup> April	Saturday	Parshuram Jayanti, World Malaria Day
13	29 <sup>th</sup> April	Wednesday	International Dance Day

**MAY**

<b><u>S.No</u></b>	<b><u>Date</u></b>	<b><u>Day</u></b>	
1	1 <sup>st</sup> May	Friday	Labour Day -(SEWA Projects-By Sports Department) (Role Play- Our Helpers -by class 5 <sup>th</sup> )
2	3 <sup>rd</sup> May	Sunday	World Press Freedom Day
3	4 <sup>th</sup> May	Monday	Students Council Interview- (By All Houses)
4	5 <sup>th</sup> May	Tuesday	

5	7 <sup>th</sup> May	Thursday	Tagore Jayanti, Buddha Purnima- (Tribute by Running House)
6	8 <sup>th</sup> May	Friday	World Red Cross Day- (By First Aid Committee/ SEWA Project)
7	10 <sup>th</sup> May	Sunday	Mothers day- (Celebration by 1 <sup>st</sup> & 2 <sup>nd</sup> Class)
8	11 <sup>th</sup> May	Monday	National Technology Day
9	15 <sup>th</sup> May	Friday	International Family Day
10	17 <sup>th</sup> May	Sunday	World Telecommunication & Information Society Day
11	23 <sup>rd</sup> May	Saturday	Interaction with Parents- PTM (Classes- 6 <sup>th</sup> to 10+2 )
12	24 <sup>th</sup> May	Sunday	Common Wealth Day
13	25 <sup>th</sup> May	Monday	Eid-Ul-Fitr
14	26 <sup>th</sup> May	Tuesday	Guru Arjan Dev Ji Martyrdom Day
15	27 <sup>th</sup> May	Wednesday	Investiture Ceremony- (By all Houses)
16	30 <sup>th</sup> May	Saturday	Interaction with Parents- PTM (Classes- LKG to 5 <sup>th</sup> )
17	31 <sup>st</sup> May	Sunday	World No Tobacco Day

## JUNE

<u>S.No</u>	<u>Date</u>	<u>Day</u>	<u>Day</u>
1	1 <sup>st</sup> June	Monday	Dav Foundation Day- (Hawan Yajna) Global Day of Parents
2	5 <sup>th</sup> June	Friday	World Environment Day, Sant Kabir Jayanti
3	12 <sup>th</sup> June	Friday	Anti Child Labour Day
4	14 <sup>th</sup> June	Sunday	World Blood Donor Day
5	21 <sup>st</sup> June	Sunday	Yoga Day- (Celebration by NCC Cadets) Father's Day
6	26 <sup>th</sup> June	Friday	International Anti Drug Day

**JULY**

<u>S.No</u>	<u>Date</u>	<u>Day</u>	
1	11 <sup>th</sup> July	Saturday	World Population Day
2	15 <sup>th</sup> July	Wednesday	World Youth Skill Day
3	26 <sup>th</sup> July	Sunday	Kargil Vijay Diwas
4	28 <sup>th</sup> July	Tuesday	World Hepatitis Day
5	31 <sup>st</sup> July	Friday	Martyrdom Day Of Saheed Udam Singh Ji (Tribute by Running House)

**AUGUST**

<u>S.No</u>	<u>Date</u>	<u>Day</u>	
1	3 <sup>rd</sup> Aug	Monday	Raksha Bandhan
2	8 <sup>th</sup> Aug	Saturday	World Senior Citizen Day
3	11 <sup>th</sup> Aug	Tuesday	Krishna Janamashtami (Celebration by Senior Wing- Matki Fod + Kirtan Sandhya)
4	12 <sup>th</sup> Aug	Wednesday	World Youth Day
5	15 <sup>th</sup> Aug	Saturday	Independence Day- (Celebration by Pre- Primary Block)
6	18 <sup>th</sup> Aug	Tuesday	Sanskrit Diwas- (Celebration By Sanskrit Department)
7	19 <sup>th</sup> Aug	Wednesday	World Photography Day, Parkash Utsav Shri Guru Granth Sahib Ji
8	20 <sup>th</sup> Aug	Thursday	National Sadhbhavana Diwas
9	21 <sup>st</sup> Aug	Friday	Teej (Hari Talika)- Celebration by 11 <sup>th</sup> & 12 <sup>th</sup>
10	29 <sup>th</sup> Aug	Saturday	National Sports Day- Celebration by Sports Department

**SEPTEMBER**

<u>S.No</u>	<u>Date</u>	<u>Day</u>	
1	5 <sup>th</sup> Sep	Saturday	Teachers Day (Guru Utsav)
2	8 <sup>th</sup> Sep	Tuesday	International Literacy Day- (Celebration by Punjabi Department)
3	14 <sup>th</sup> Sep	Monday	Hindi Diwas- (Celebration by Hindi

			Department)
4	15 <sup>th</sup> Sep	Tuesday	International Democracy Day
5	16 <sup>th</sup> Sep	Wednesday	World Ozone Preservation Day
6	21 <sup>st</sup> Sep	Monday	International Peace Day
7	27 <sup>th</sup> Sep	Sunday	World Tourism Day
8	29 <sup>th</sup> Sep	Tuesday	World Heart Day

### OCTOBER

<u>S.No</u>	<u>Date</u>	<u>Day</u>	
1	2 <sup>nd</sup> Oct	Friday	Mahatama Gandhi Jayanti & Non Violence Day, Lal Bahadur Jayanti (Tribute by Houses)
2	3 <sup>rd</sup> Oct	Saturday	World Nature Day
3	4 <sup>th</sup> Oct	Sunday	World Animal Day
4	6 <sup>th</sup> Oct	Tuesday	World Wildlife Day
5	8 <sup>th</sup> Oct	Thursday	Indian Air Force Day
6	11 <sup>th</sup> Oct	Sunday	International Girl Child Day
7	15 <sup>th</sup> Oct	Thursday	World Students Day
8	16 <sup>th</sup> Oct	Friday	World Food Day- (Celebration By UKG Class)
9	17 <sup>th</sup> Oct	Saturday	Maharaja Aggarsain Jayanti
10	24 <sup>th</sup> Oct	Saturday	United Nations Day- (Celebration by Social Science Department)
11	25 <sup>th</sup> Oct	Sunday	Dussehra- (Celebration by Running House)
12	31 <sup>st</sup> Oct	Saturday	Maharishi Valmiki Jayanti, National Unity Day

### NOVEMBER

<u>S.No</u>	<u>Date</u>	<u>Day</u>	
1	1 <sup>st</sup> Nov	Sunday	Punjab Diwas
2	2 <sup>nd</sup> Nov	Monday	Prakash Guru Parb of Shri Ram Dass ji
3	4 <sup>th</sup> Nov	Wednesday	Karva Chauth
4	7 <sup>th</sup> Nov	Saturday	World Cancer Awareness Day
5	11 <sup>th</sup> Nov	Wednesday	National Education Day
6	14 <sup>th</sup> Nov	Saturday	Diwali, Children Day-

			(Thanks Giving Activity By Senior Block)
7	15 <sup>th</sup> Nov	Sunday	Goverdhan Puja , Vishavkarma Day
8	16 <sup>th</sup> Nov	Monday	Bhai Dooj
9	19 <sup>th</sup> Nov	Thursday	National Integration Day
10	26 <sup>th</sup> Nov	Thursday	Communal Harmony
11	30 <sup>th</sup> Nov	Monday	Shri Guru Nanak Dev Jayanti- (Celebration By Punjabi Department)

**DECEMBER**

<u>S.No</u>	<u>Date</u>	<u>Day</u>	
1	1 <sup>st</sup> Dec	Tuesday	World AIDS Day
2	2 <sup>nd</sup> Dec	Wednesday	World Computer Literacy Day (Celebration by Computer Department)
3	4 <sup>th</sup> Dec	Friday	Indian Navy Day
4	7 <sup>th</sup> Dec	Monday	Indian Armed Forces Flag Day
5	9 <sup>th</sup> Dec	Wednesday	International Anti Corruption Day
6	10 <sup>th</sup> Dec	Thursday	Human Rights Day
7	22 <sup>nd</sup> Dec	Tuesday	National Mathematics Day (Celebration by Maths Department)
8	23 <sup>rd</sup> Dec	Wednesday	Shradhanand Balidan Diwas, National Farmer's Day
9	25 <sup>th</sup> Dec	Friday	Christmas Day
10	26 <sup>th</sup> to 28 <sup>th</sup> Dec	Saturday, Sunday, Monday	Shaheedi Jor Mela (By Primary Block)

**JANUARY**

<u>S.No</u>	<u>Date</u>	<u>Day</u>	
1	1 <sup>st</sup> Jan	Friday	New Year (Hawan Yajna)
2	10 <sup>th</sup> Jan	Sunday	World Laughter Day
3	12 <sup>th</sup> Jan	Tuesday	National Youth Day
4	13 <sup>th</sup> Jan	Wednesday	Lohri- (Celebration by Running House)
5	14 <sup>th</sup> Jan	Thursday	Makar Sankranti



6	20 <sup>th</sup> Jan	Wednesday	Guru Gobind Singh Ji Jayanti
7	23 <sup>th</sup> Jan	Saturday	Neetaji Subhash Chandra Bose Birth Anniversary
8	25 <sup>th</sup> Jan	Monday	National Voters Day
9	26 <sup>th</sup> Jan	Tuesday	Republic Day- (Celebration by Running House)
10	30 <sup>th</sup> Jan	Saturday	Mahatama Gandhi Martyrdom Day- (Tribute by Running House)

**FEBRUARY**

<u>S.No</u>	<u>Date</u>	<u>Day</u>	
1	4 <sup>th</sup> Feb	Thursday	World Cancer Day
2	16 <sup>th</sup> Feb	Tuesday	Basant Panchmi- (Celebration by Running House)
3	20 <sup>th</sup> Feb	Saturday	World Day of Social Justice
4	21 <sup>st</sup> Feb	Sunday	Maharishi Dayanand Saraswati Jayanti- (Shradanjali by Running House)
5	23 <sup>rd</sup> Feb	Tuesday	World Peace & Understanding Day
6	24 <sup>th</sup> Feb	Wednesday	Rishi Bodh Utsav
7	27 <sup>th</sup> Feb	Saturday	Guru Ravidas Jayanti
8	28 <sup>th</sup> Feb	Sunday	National Science Day

**MARCH**

<u>S.No</u>	<u>Date</u>	<u>Day</u>	
1	3 <sup>rd</sup> March	Wednesday	National Defence Day
2	8 <sup>th</sup> March	Monday	International Women's Day
3	11 <sup>th</sup> March	Thursday	Maha Shiv Ratri
4	15 <sup>th</sup> March	Monday	World Consumers Rights Day
5	22 <sup>nd</sup> March	Monday	World Water Day
6	29 <sup>th</sup> March	Monday	Holi

## आर्य पर्व

S.No	Date	Day	
1	6 अप्रैल	सोमवार	आर्य समाज स्थापना दिवस
2	14 अप्रैल	मंगलवार	पंडित गुरुदत्त विद्यार्थी जन्म दिवस
3	19 अप्रैल	रविवार	महात्मा हंसराज दिवस
4	1 जून	सोमवार	डी.ए.वी .स्थापना दिवस
5	14 सितम्बर	सोमवार	गुरु विरजानंद पुण्यतिथि
6	5 अक्टूबर	सोमवार	स्वामी विरजानंद जयंती
7	16 अक्टूबर	शुक्रवार	महात्मा आनंद स्वामी जन्म दिवस
8	24 अक्टूबर	शनिवार	महात्मा आनंद स्वामी पुण्यतिथि
9	27 अक्टूबर	मंगलवार	ऋषि निर्वाणोत्सव
10	14 नवम्बर	शनिवार	स्वामी दयानंद विरजानंद की कुटिया
11	15 नवम्बर	रविवार	महात्मा हंसराज पुण्यतिथि
12	21 नवम्बर	शनिवार	रामचंद्र छत्रपति बलिदान दिवस
13	19 दिसम्बर	शनिवार	पंडित राम प्रसाद बिस्मिल बलिदान दिवस
14	23 दिसम्बर	बुधवार	स्वामी श्रद्धानंद बलिदान दिवस
15	12 जनवरी	मंगलवार	स्वामी विवेकानंद जयंती
16	28 जनवरी	वीरवार	लाला लाजपतराय जयंती
17	21 फ़रवरी	रविवार	मुनि मुनिश्वरानंद पुण्यतिथि
18	28 फ़रवरी	रविवार	ऋषि दयानंद सरस्वती जन्म दिवस
19	4 मार्च	वीरवार	ऋषि बोधोत्सव
20	19 मार्च	शुक्रवार	पंडित गुरुदत्त विद्यार्थी पुण्यतिथि





## Holidays List

### Session 2020-21

<u>S.No</u>	<u>Date</u>	<u>Day</u>	
1	13 <sup>th</sup> April	Monday	Baisakhi
2	25 <sup>th</sup> April	Saturday	Parshu Ram Jayanti
3	25 <sup>th</sup> May	Monday	Eid Ul Fitar
4	3 <sup>rd</sup> Aug	Monday	Raksha Bandhan
5	11 <sup>th</sup> Aug	Tuesday	Krishan Janamashtami
6	15 <sup>th</sup> Aug	Saturday	Independence Day
7	2 <sup>nd</sup> Oct	Friday	Mahatama Gandhi Jayanti
8	17 <sup>th</sup> Oct	Saturday	Maharaja Aggarsain Jayanti
9	25 <sup>th</sup> Oct	Sunday	Dussehra
10	31 <sup>st</sup> Oct	Saturday	Maharishi Valmiki Jayanti
11	4 <sup>th</sup> Nov	Wednesday	Karva Chauth
12	14 <sup>th</sup> Nov	Saturday	Diwali
13	15 <sup>th</sup> Nov	Sunday	Vishavkarma DAY/ Goverdhan Puja
14	16 <sup>th</sup> Nov	Monday	Bhai Dooj
15	24 <sup>th</sup> Nov	Tuesday	Martyrdom Day of Shri Guru Teg Bahadur Ji
16	30 <sup>th</sup> Nov	Monday	Parkash Purb of Shri Guru Nanak Dev Ji
17	25 <sup>th</sup> Dec	Friday	Christmas Day
18	26 <sup>th</sup> to 28 <sup>th</sup> Dec	Saturday to Monday	Jor Mela
19	14 <sup>th</sup> Jan	Thursday	Makar Sankranti
20	20 <sup>th</sup> Jan	Wednesday	Shri Guru Gobind Singh Jayanti
21	26 <sup>th</sup> Jan	Tuesday	Republic Day
22	27 <sup>th</sup> Feb	Saturday	Shri Guru Ravidas Jayanti
23	11 <sup>th</sup> March	Thursday	Maha Shivratri

# SCHOOL HOUSES

## SESSION -2020-21

Name of House	Motto	Tagline	Colour	LOGO
<b>Honesty House</b>	Be Loyal and Trustworthy	The Art Of Being Truthful	Saffron	
<b>Work culture House</b>	Effective Management and Team Work	Goodness and hard work always rewarded with respect	Red	
<b>Faithful House</b>	Faithful Action is the Fundamental key to Success	Satayamev Jayate	Blue	
<b>Discipline House</b>	Self control Or Self command	Discipline turns ability into achievement	Green	

## DO's AND DON'Ts

**Do's**

1. Give due regards to your elders.
2. Prepare yourself well to perform well.
3. Converse in English in School Campus.
4. Come to school well groomed, in proper Uniform.
5. Bring the student diary to school daily.
6. Be regular in attendance and never be late to school. Attend morning assembly without fail.
7. Keep your classroom and school premises clean and tidy.
8. Turn off the taps after use.
9. Switch off fans and lights when not in use.
10. Be fair and honest at work. Always be considerate of the rights of others.
11. Make use of the Library.

**Don'ts**

1. Do not bring precious articles in school.
2. Do not damage the school property.
3. Do not make noise in the classroom, corridors, auditorium or elsewhere in the school campus
4. Do not bring gadgets such as mobile phones, I Pads, MP3's etc
5. Do not absent yourself from school. 75% attendance is the minimum requirement.
- 6 Do not use abusive language.
7. Do not pluck flowers. Never touch electric plugs.
8. Do not wear expensive jewellery to school.
9. Don't involve in physical fights.
10. Do not come in personal vehicles to school.

## CODE OF CONDUCT

- ❖ Converse in English in school campus.
- ❖ Come to school regularly. In case you want to avail leave, kindly get it sanctioned from class teacher.
- ❖ Ensure proper order and discipline while moving to the playground / assembly / library or any lab.
- ❖ Library books must be handled with extra care and must be returned in time.
- ❖ Shouting / Fighting or Indulging in unruly behavior in the school premises is forbidden.
- ❖ Kindly contribute to make your school clean DAV, Green DAV.
- ❖ Proper decorum should be maintained while singing National Anthem / DAV Anthem and School Prayers as a mark of patriotism.
- ❖ Students should not carry any sharp objects like blade, knife, paper cutter etc. as they can prove to be harmful.
- ❖ Possession of crackers / bursting crackers / playing with colours in the school is strictly prohibited.
- ❖ Any student found with expensive jewellery, mobile phone, CD's, any other objectionable article will be subjected to fine and confiscation of the above mentioned articles.

**TEN PRINCIPLES OF THE ARYA SAMAJ**

1. God is the primary source of all true knowledge and of all that can be known through it.
2. God is Existent, Intelligent and Blissful. He is Formless, Almighty, Just Merciful, Unborn, Infinite, Unchallengeable, Beginning less, Incomparable the support and Lord of all, Omniscient, Imperishable, Immortal, Fearless, Eternal, Holy and the Maker of the Universe. To him alone worship is due.
3. The Vedas are scriptures of true knowledge. It is the duty of all Aryas to read them, hear them being read and recite them to others.
4. We should always be ready to accept the truth and give up untruth.
5. All actions should be performed in conformity with Dharma, that is, after due consideration of right and wrong.
5. The primary aim of the Arya Samaj is too good for all, that is, to promote their physical, spiritual and social well-being.
6. We should treat all people with love, fairness and due regards for their merit.
7. One should aim at dispelling ignorance and promoting knowledge.
8. One should not only be content with one's own welfare but should look for it in the welfare of other also.
10. One should regard oneself under restriction to follow altruistic rulings of the society, while all should be free in following the rules of individual welfare

**आर्य समाज के नियम**

1. सब सत्य विद्या और जो पदार्थ विद्या से जाने जाते हैं, उन सब का आदि मूल परमेश्वर है।
2. ईश्वर सच्चिदानंद स्वरूप, निराकार, सर्वशक्तिमान, न्यायकारी, दयालु, सर्वेश्वर, सर्वव्यापक, सर्वातर्यामी, अजर, अमर, अभय, नित्य, पवित्र और सृष्टिकर्ता है उसी की उपासना करने योग्य है।
3. वेद सब सत्य विद्याओं की पुस्तक है। वेद का पढ़ना-पढ़ाना और सुनना-सुनाना सब आर्यों का परम धर्म है।
4. सत्य के ग्रहण करने और असत्य के छोड़ने में सर्वदा उद्यत रहना चाहिए।
5. सब काम धर्मानुसार अर्थात् सत्य और असत्य का विचार करके करना चाहिए।
6. संसार का उपकार करना इस समाज का मुख्य उद्देश्य है अर्थात् शारीरिक, आत्मिक और सामाजिक उन्नति करना।
7. सबसे प्रीतिपूर्वक धर्मानुसार यथायोग्य वर्तना चाहिए।
8. अविद्या का नाश और विद्या की वृद्धि करनी चाहिए।
9. प्रत्येक को अपनी ही उन्नति से संतुष्ट न रहना चाहिए, किंतु सबकी उन्नति में अपनी उन्नति समझनी चाहिए।
10. सब मनुष्यों को सामाजिक सर्वहितकारी नियम पालने में परतंत्र रहना चाहिए और प्रत्येक हितकारी नियम में सब स्वतंत्र रहें।