



॥ ओ३म् ॥



DAV PUBLIC SCHOOL, SAMANA

(Senior Secondary)

CBSE Affiliated (1630571)

Under : DAV College Managing Committee, New Delhi

Near Chak, Patran Road, Samana- 147101

Phone: 01764-221815, 9878144815

E-mail: davsamana@gmail.com, davsamana@yahoo.com

Website: www.davsamana.org

STUDY PLAN

SESSION: 2023-24



CLASS: 3rd

Name _____

Section _____

Roll No. _____

Adm. No. _____

Principal Message

"Education is a shared commitment between dedicated teachers, motivated students and enthusiastic parents with high expectations"



Principal Mohan Lal Sharma
Academician, Educationist, Scholar,
Writer, Social Worker, Awardee

Dear Students

Today, the role of a school is not only to pursue academic excellence but also to encourage and empower its students to be lifelong learners, critical thinkers, and productive members of an ever-changing global society. More than a decade back, DAV SAMANA pledged to transform education. The school that is being run under the able stewardship of Honourable President **Dr. Punam Suri Ji** has earned its own position not only in Samana but also in its surrounding areas. At DAV, we provide an atmosphere to our students for multifaceted development, where children get such a platform which helps them to channelize their potential in the pursuit of excellence. This can only be possible in a holistic and student-centric environment.

The school is striving hard to make the best possible efforts to inculcate strong Vedic roots combining with academics and extra-curricular activities in the children. Transforming every individual into a self-reliant and independent citizen, the school provides an amalgam of scholastic and co-scholastic activities with International exposure. In our curriculum, the student is the primary focus and each child is involved in the learning process.

A new ray of hope has been generated by the introduction of – NEP 2020, a pristine document on education wherein emphasis is laid on technology. From the academic year 2022-23, the government will implement the first phase of NEP 2020. The new norms will play a crucial role in applying the New Education Policy in a better way.

The parents are the most strengthening power in moulding the future of children. Their consistent support empowers us to do more and more. I pay my gratitude to them for their faith in us.

I am confident enough that the DAVIANS will make themselves stronger day by day , by adding a new leaf to the grandeur of the school.

Blessings!!!

Principal Mohan Lal Sharma

STUDY PLAN - AN IMPORTANT TOOL

As we journey together, you may face many challenges and to enable you to overcome the obstacles, we offer you this wonderful tool-Study Plan to make you familiar with the values and Academic Syllabi of the school. This will increase your awareness of how you study and you will become more confident. Therefore, make this planner a part of your schedule for getting success this year.

.....

GREEN RULES

- ❖ Be kind, polite, helpful and aware of others' feelings.
- ❖ Try your best, work hard and learn from your own mistakes.
- ❖ Respect your educators.
- ❖ Make yourself presentable.
- ❖ Take responsibility of your education.
- ❖ Be organized.
- ❖ Don't be a distraction.
- ❖ Do the task with dedication.
- ❖ Be stick to your goals.

GENERAL INSTRUCTIONS (FOR PARENTS)

- ❖ Parents are requested to co-operate with the school in its attempt to help towards their children's progress by paying attention to their regularity, punctuality and discipline.
- ❖ Constant vigilance on the part of the parents pays rich dividends. We earnestly recommend that parents should take interest in the daily activities of the children both inside and outside the school and check the diary daily for any notes from the teacher. Kindly attend all Parent-Teacher Meetings in the interest of your wards.
- ❖ If you have any suggestions regarding your ward's study, you are welcome to contact the Principal/Class Co-ordinator/Class Teacher/Subject Teacher during Parent-Teacher Meeting or with prior appointment with Principal/Class Co-ordinator between (9:00 a.m. to 10:00 a.m.).
- ❖ Parents are requested not to enter the class room either to see their wards or to seek interviews with the teachers during class hours. No half day/short leave will be given to the student.
- ❖ Unauthorized absence for 6 consecutive days renders the student liable to have his/her name struck off the rolls. Sick children should not be sent to the school for a test or an ex-

amination. Medical certificate must be sent along with an application on the same or the next day positively. Student will be fined Rs.10 per day, if the child remains absent for the consecutive two days.

- ❖ Children when suffering from infectious disease should not be sent to school to attend classes. The student is required to submit a fitness certificate from a Medical Practitioner / Doctor on joining.
- ❖ Any change of Residential / Official Address / Telephone Number should be notified to the class teacher and school office immediately.
- ❖ Ensure that the child maintains personal hygiene. He/She has nutritious breakfast and diet and avoids eatables from roadside vendors.
- ❖ Students are not allowed to carry / use "Mobile Phones" within the school premises.
- ❖ As the medium of instruction in the school is English. So, children should be helped to follow their work easily and intelligently by a certain amount of regular conversation in English at home.
- ❖ As soon as the diary is issued, the parents should fill in all the required data and sign in the spaces provided.

- ❖ Parents should sign their ward's school diary daily to check the
 - a) completion of Assignment
 - b) Wearing proper uniform, or any other instruction and circulars given by the school should be acknowledged by signing the diary at the respective spaces provided.
- ❖ Legitimated complaints should be brought to the knowledge of the Principal without delay.
- ❖ Please ensure that the child is sent neatly dressed. Nails should be trimmed regularly. Expensive jewellery and watches , nail polish and make up is not permitted.
- ❖ Encourage the children to participate in all curricular and co-curricular activities. This is very necessary for gaining self-confidence and self-satisfaction.

MODE OF EXAMINATION

1. The First Term examination will be held in the month of September and 2nd term / Annual examination will be held in the month of February / March.
2. Grading System is in the paper of Drawing, Music/Dance, G.K., Naitik Shiksha, Health & Physical Education, Sanskrit.
3. A student must pass separately in both (Written+ Practical) exams.
4. Duration of each paper will be of three hours.
5. Each term will carry 50% syllabus. In various classes, the syllabus will be as per the following scheme

CLASS/GRAD E	SYLLA BUS
Classes 3, 4 & 5	Term 1 – 50% syllabus Term 2 – 50% syllabus
Class 6	Term 1 – 50% syllabus Term 2 – 50% syllabus + 20% syllabus of Term 1 (topics relevant for the next grade)
Class 7	Term 1 – 50% syllabus Term 2 – 50% syllabus + 30% syllabus of Term 1 (topics relevant for the next grade)

The term-wise breakup & weightage is as follows:

TERM 1	TERM 2	WEIGHTAGE
PEN PAPER TESTS (PT 1 & PT 2/HALF YEARLY EXAM) 70 marks	PEN PAPER TESTS (PT 3 & PT 4/ANNUAL EXAM) 70 marks	70%
INTERNAL ASSESSMENT 1 30 marks	INTERNAL ASSESSMENT 2 30 marks	30%

TEACHER SHOULD KEEP IN MIND

1. Use a variety of tools (Oral, Project work, Presentation, Questioning).
2. Understand different learning styles and abilities.
3. Develop child's individual's skills, interests, attitudes and motivation.
4. Monitor the changes taking place in a child's learning, behavior and progress over time.
5. Share the Assessment Criteria with the students.
6. Allow peer and self-assessment.
7. Give an opportunity to the students to improve themselves.
8. Use an "Indoor Voice" while speaking in the class.

VALUE EDUCATION TOPIC FOR JUNIOR STUDENTS

APRIL

Greet Everyone

- Wish your parents.
- Wish your teachers.
- Wish your friends.
- Wish your guests.

MAY

Take Care of your Belongings

- Do not tear your books/ notebooks.
- Do not scribble on walls and tables.
- Keep your toys, books etc. at proper place.

JUNE

Use of Magical Words

- Thank You
- Please
- Sorry
- Excuse Me
- Welcome

JULY

Love Nature

- Do not waste water.
- Turn off water and electrical appliances when not in use.
- Do not pluck the flowers.
- Save trees.

AUGUST

National Pride and Patriotism

- Take pride in your country.
- Respect the National Flag.
- Respect the National Anthem.

SEPTEMBER

Health and Hygiene

- Take bath everyday.
- Brush your teeth twice a day.
- Trim your nails regularly.
- Eat nutritious food.
- Stay away from junk food.

OCTOBER

Truthfulness and Honesty

- Always speak the truth.
- Do not take away other's things.
- Do not cheat in test/ examination.

NOVEMBER

Safety Prevents

- Walk on footpath.
- Use zebra crossing while crossing the road.
- Do not play near fire.
- Do not touch switches, electric wires and plugs.
- Do not take hands out of moving bus.
- Do not chase flying kites and balls on the road.

DECEMBER

Discipline and Punctuality

- Come to school in proper uniform and tidy hair.
- Always move in queue.
- Do not run/ shout in corridors.
- Always do your work on time.

JANUARY**Clean DAV, Green DAV**

- Always throw garbage in the dustbin
- Keep your surroundings clean.
- Do not sit here and there.

FEBRUARY**Respect and Kindness**

- Respect your elders.
- Respect people who help you
(Community helpers).
- Be kind to poor.
- Be kind to animals.
- Do not hurt anyone.

MARCH**Sharing and Caring**

- Share your things with others.
- Share your experiences with parents and teachers.
- Care for others feelings.
- Love your brother and sister

REMEMBER
GOD IS EVERYWHERE
HAVE FAITH IN GOD

FIRST TERM (APRIL TO SEPTEMBER)**ENGLISH**

Books:-1. My English Reader 2. English Practice Book **Publication :- DAV Publication**

GENERAL AIMS AND OBJECTIVES:

1. To enable the students to communicate effectively in English.
2. To enable the students to use language skills i.e Listening, Speaking ,Reading and Writing.
3. To develop an interest and appreciation of literature.
4. To enable the students to use grammar structures and grammatical forms accurately and appropriately.
5. To develop students' confidence to use language fluently and appropriately.

Common Instructions :**Instructions for Teachers-**

1. New words, word meanings of each chapter must be written in note book.
2. Students will write make sentences of each chapter themselves after teacher's guidance.
3. Teacher will conduct one unseen comprehension passage every month.
4. Stereo (Audio Aid) must be used to conduct listening skill (tape script).
5. Dictation and evaluation test (oral/written) must be taken after the completion of each chapter.
6. Value based questions and Life skill questions must be discussed with the students.
7. E-smart content must be explained to the students lesson wise.
8. After completion of each chapter, Tally work must be done.

Instructions for students-

1. Student must start separate notebooks for both terms.
2. Notebooks must be covered properly.
3. It is mandatory for the students to maintain the condition of notebook up to the end of year.
4. Separate Test Notebook must be maintained in each term.
5. Handwriting should be neat and clean.
6. Students will get Parents' signature in each test.

APRIL

Lesson No. /Topic	No. of periods	Activities From Curriculum Guidelines	Art Integration Activity	Teaching Aids/ Technology
Poem:-I speak, I say, I talk (Reader Book) Only book work	1	Students will recite poem with expression and voice modulation	Make a mask of your favourite animal. (S.No- 1.2.3)	Real objects, Mask of animals, Video clip

Lesson No.1 Dolphins(Read E-Book)	4	Underline nouns		Text book, Note book, Interactive white board
Phonetic Sounds	3	Consonants (4+4+4) (p,t,k,b,d,g,f,v,th,th,s, z)	To be written in notebook	E smart video
Language Function + Word Wheel	1	Making Suggestions	To be written in notebook	Notebook
Listening & Reading competencies	1+1	Listening for main idea & Reading for finding the main idea	Small Worksheet to be pasted in notebook	Worksheet
Application for Sick Leave	1			Notebook
Unit-1 Naming words (Practice Book)	4	Word Train (Curriculum guidelines, page.no.8		Practice Book
Creative Writing topic:- My School	1	Students will write at least 8 lines about school		Note Book
Writing skill+Vocabulary +Dictionary	2	10 Words for Synonyms and Antonyms		E-Smart Board

Subject Enrichment Activity – Handwriting Contest, Vowel (Story Telling)

MAY

Lesson No. /Topic	No. of periods	Activities From Curriculum Guidelines	Art Integration Activity	Teaching Aids/ Technology
Poem:-At The Zoo (Reader Book)	1	Students will recite poem with expression and voice modulation	Collage of various animals of zoo (S.No-1.2.3)	Text Book
Lesson-2 The Canary(Reader Book)	4	Encircle the replacing words		Text book, Note book, Interactive white/green board

STUDY PLAN

ॐ

Class : 3rd (2023-24)

Unit- 2 Replacing words)	2	Worksheet on page no. 18 curriculum guidelines		E- Smart
Unit – 3 How Many Numbers (Practice Book)	2	Text Book		E- Smart
Change the number	1	Pot Game (Curriculum Guidelines pg. no. 18)		Earthen Pot, chits
Read it yourself Arjuna’s Friends Of The Forest (Reader Book)	Only for reading	Students will read the lesson and teacher will ask the question		Text book
Lesson-4 The God Of River (Reader Book)	4	Encircle the describing words	Poster on “Save Water” (S.No- 1.5.4)	Text book, Note book, Interactive White board/ green board
Composition:- My Best Friend	1			Note book, Green board
Letter to Your Uncle Thanking for Birthday Gift	1	—		Note book, Interactive white board/green board
Unseen comprehension: The Cow (Practice book)	1	—		Practice Book
Phonetic Sounds	3	Consonants 4+4+4 (sh,zh,h,m,ŋ ,ch,j,r,y,w,l)	To be written in notebook	E smart video
Language Function	1	Inviting & Giving advice	To be written in notebook	Notebook
Listening competencies	1	Listening for details and specific information & Listening to sequence	Small Worksheet to be pasted in notebook	Worksheet

Reading competencies	1	Reading for identifying cause and effect & Reading for drawing similarity and difference	Small Worksheet to be pasted in notebook	Worksheet
Sentence Starters	1		To be written in notebook	Notebook

Subject Enrichment Activity –Reading Contest**Note:-1) There will be 5 marks for Portfolio (Notebook Presentation(2)+SEA(3)****JUNE : SUMMER VACATION****JULY**

Lesson No./Topic	No. of periods	Activities From Curriculum Guidelines	Art Integration Activity	Teaching Aids/ Technology
Lesson- 5 Poem – Trees Are The Kindest Things I Know (oral) (Reader Book)	Only for reading 1	Students will recite poem with expression and voice modulation		Video on trees
Lesson- 6 Minu And Dino (Reader Book)	4	Paste Picture related to the lesson		Text Book
Lesson- 7 Trees (Reader Book)	4	—	Role Play on Importance of Trees (S.No- 4.1.1)	Text Book
Read it yourself – Chipko Movement (Reader Book) (Only Reading)	Only for reading	Students will read the lesson and teacher will ask the question		Text book
Unit-4 Describing Words (Practice Book)	3		Object description	E-smart board
Unseen Comprehension – The Chameleon	1	—		Practice Book

(Practice Book)Page No 71,72				
Creative Writing Topic – My Favourite Toy	1		Draw a Picture of Favourite Toy and colour it (S.No- 1.1.9)	Note Book
Composition- A visit to Zoo	1	—		Note Book
Degrees of Adjectives	1	—		Note Book
Phonetic Sounds	3	Monophthong 4+4+4	To be written in notebook	E smart video
Language Functions	1	Requesting & Making apologies	To be written in notebook	Notebook
Listening competencies	1	Listening to summarize & Listening to Act	Small Worksheet to be pasted in notebook	Worksheet
Reading competencies	1	Reading for making predictions & Reading for judging fact and opinion	Small Worksheet to be pasted in notebook	Worksheet
Linkers	1		To be written in notebook	Notebook

Subject Enrichment Activity – Speaking Skill – Role Play

Note:-It is mandatory to conduct test after the completion of each and every chapter/ topic

AUGUST : REVISION AND CLASS TESTS

SEPTEMBER : FIRST TERM EXAMINATION

हिंदी

पुस्तक: भाषा माधुरी तथा भाषा अभ्यास(डी ए वी प्रकाशन)

“निज भाषा उन्नति अहै,सबे उन्नति को मूल।
बिन निज भाषा ज्ञान के, मटत न हिय को सूला॥”

भारत एक बहुभाषी देश है जिसमें बहुत सी भाषाओं का समावेश है। भाषक और सांस्कृतिक दृष्टि से भन्न होने के बावजूद भारतीय परम्परा में बहुत कुछ ऐसा है जो एक दूसरे को जोड़ता है। यही कारण है कि मातृभाषा के रूप में यह भाषा सभी को एकता के सूत्र में परोती है। बचपन से हिंदी पढ़ता आ रहा बच्चा नवीं, दसवीं तक हिंदी भाषा में निपुण हो जाता है। वह एक ओर जहाँ हिंदी भाषा से सारे देश से जुड़ेगा वहीं दूसरी ओर अपने क्षेत्र और परिवेश को हिंदी भाषा के माध्यम से जानने की कोशिश भी करेगा क्योंकि कश्मीर-राजस्थान के इन बच्चों के मानसिक विकास व शैक्षिक-स्तरीय तक पहुँच चुका होता है। प्रयास यह होगा कि वदार्थी भाषा के लखत प्रयोग के साथ सहज व स्वाभाविक मौखिक अभिव्यक्ति में भी सक्षम हो सके।

हिंदी भाषा पढ़ने/ पढ़ाने के मुख्य उद्देश्य:

1. भाषा के शुद्ध एवं प्रभावशाली प्रयोग की क्षमता विकसित करना।
2. शब्द भंडार की वृद्धि तथा व्याकरण का समुचित ज्ञान।
3. दैनिक जीवन में हिंदी समझने बोलने के साथ-साथ लिखने की क्षमता का विकास करना।
4. हिंदी के माध्यम से अपने अनुभव को संसार को लिख कर सहज अभिव्यक्ति कर पाने की क्षमता का विकास करना।
5. बच्चों में रट्टा प्रवृत्ति को कम करके सोच समझ कर स्वयं कार्य करने की क्षमता का विकास करना।
6. भाषा के चारों कौशलों(सुनना, बोलना, पढ़ना, लिखना व चिंतन) का उत्तरोत्तर विकास करना।
7. स्वतंत्र और मौखिक रूप से अपने विचारों की अभिव्यक्ति का विकास करना।
8. अपनी मातृ भाषा और परिवेशगत भाषा को साथ रखकर हिंदी की संरचनाओं को समझना।

अध्यापकों के लिए सामान्य निर्देश:

1. अध्यापक पहले से ही पाठ-योजना तैयार करें।
2. कक्षा में कार्य शुरू करवाने से पहले अध्यापक रोजाना बच्चों से अभ्यास पुस्तिका पर 5 से 10 कठिन शब्द लखवाएगा तथा इस अभ्यास पुस्तिका को आंतरिक मूल्यांकन का भाग माना जाएगा।
3. कक्षा में भाषा का उच्चारण शुद्ध एवं प्रभावशाली होना चाहिए।
4. जाँच कार्य समय अनुसार और सतर्कतापूर्वक होना चाहिए।
5. सभी अध्यापक वद्या र्थयों के पठन कौशल में विशेष ध्यान दें।

वद्या र्थयों के लिए सामान्य निर्देश:

1. बच्चे पाठ के पठन पर विशेष ध्यान देंगे।
2. ल खत कार्य करते समय लखाई सुंदर एवं स्पष्ट होनी चाहिए।
3. शब्दों की बनावट और मात्राओं पर विशेष ध्यान दें।
4. वद्यार्थी कक्षा में अनुशासित ढंग से पठन-पाठन प्रक्रिया में भाग लें।

नोट:

- * नोट बुक प्रस्तुतिकरण में नियमिता, कार्यपूर्ति, स्वच्छता और रख-रखाव को जाँचा जाएगा।
- * वषय सवर्धन गति व ध में भाषा के वाचन एवं श्रवण कौशल पर बल दिया जाएगा।
- * सत्र के अंत में दोनों सत्रों की कॉपीयों को दोहराई और आंतरिक मूल्यांकन के लिए संभाल कर रखा जाए।
- * ल खत परीक्षण की कॉपी पूरे सत्र में एक ही होनी चाहिए।

अप्रैल

पाठ का नाम/ वषय	कालांश	पाठ्य क्रम से संबंधित गति व ध	पाठ्य क्रम से संबंधित कला एकीकृत गति व ध	सहायक सामग्री
वर्ण वचार स्वर और व्यंजन	1	-	-	ल खत अभ्यास
भाषा माधुरी पाठ – 1 (भोलू- भुलक्कड़)	2 (मौ खक)	कहानी बनाकर सुनाना(हाव-भाव सहित)	-	पाठ्य पुस्तक, ई-स्मार्ट
भाषा अभ्यास पाठ – 1	1	लेखन कौशल	-	पाठ्य पुस्तक

भाषा माधुरी पाठ- 2 (चतुर कौवा)	3	क वता उच्चारण (हाव-भाव सहित)	क वता का चत्रांकन	दृश्यात्मक सामग्री
भाषा अभ्यास पाठ – 2	2	लेखन कला	-	पाठ्य पुस्तक
निबंध-मेरा वद्यालय	2	वद्यालय की जानकारी देना	मेरा वद्यालय का चत्र लगवाना (4)	दृश्यात्मक सामग्री
पत्र-फीस माफ़ी के लए प्रधानाचार्य जी को पत्र।	2	लेखन कला	-	ई- स्मार्ट
संज्ञा की परिभाषा	1	संज्ञा शब्दों की पहचान	-	चट्स
अपठित गद्यांश	1	लेखन कौशल	-	कार्य प्रपत्र

वषय संवर्धन गति व धः पठन-पाठन कला

मई

पाठ का नाम/ वषय	कालांश	पाठ्य क्रम से संबं धत गति व ध	पाठ्य क्रम से संबं धत कला एकीकृत गति व ध	सहायक सामग्री
भाषा माधुरी पाठ – 3 (हाथी और च ड़या)	3	वृक्ष लगाओ, जीवन बचाओ पोस्टर बनाएँ (1.3.1)	-	पाठ्य पुस्तक
भाषा अभ्यास पाठ – 3	2	चत्र के आधार पर कहानी सुनाना	-	पाठ्य पुस्तक, लेखन कला
भाषा माधुरी पाठ- 4 (चींटी ने पाठ पढाया)	2 (मौ खक)	शब्द- अंताक्षरी	-	पाठ्य पुस्तक
भाषा अभ्यास पाठ – 4	1	संवाद लेखन	-	भाषा अभ्यास
भाषा माधुरी पाठ- 5 (बहादुर दोस्त)	3	अच्छे मत्र के गुणों पर चर्चा + श्रुतलेख	-	पाठ्य पुस्तक
भाषा अभ्यास पाठ – 5	2	-----	-	लेखन कला
गनती(1- 20)	1	-	उत्तर पुस्तिका (मलान करो)	

पत्र- भाई के ववाह के लिए अवकाश लेने हेतु पत्र	2	पत्र का प्रारूप समझाना	-	ई- स्मार्ट
क्रया	2	पाठ- 4 में क्रया शब्दों पर सही का निशान लगवाना।	-	ई- स्मार्ट
अपठित गद्यांश	1	लेखन कौशल	-	अन्य पुस्तक

प्रत्येक पाठ समाप्त होने पर ल खत परीक्षण अनिवार्य है।

जून : ग्रीष्ममावकाश

जुलाई

पाठ का नाम/ वषय	कलांश	पाठ्य क्रम से संबंधित गति व ध	पाठ्यक्रम से संबंधित कला एकीकृत गति व ध	सहायक सामग्री
भाषा माधुरी पाठ –6 (घमंडी मक्खी)	3	अ भमानी होना सही या गलत पर चर्चा	-	पाठ्य पुस्तक
भाषा अभ्यास पाठ –6	2	लेखन कौशल + श्रुतलेख	-	पाठ्य पुस्तक
भाषा माधुरी पाठ– 7 (दादा जी)	3	श्रुतलेख	दादा/दादी, नाना/ नानी की तस्वीर लगाकर 5-7 वाक्य लखो (4.1.1)	पाठ्य पुस्तक
भाषा अभ्यास पाठ – 7	2	सभी पाठों के लंग, वचन, समानार्थक शब्दों की(चार्ट पर लगाओ) (1.3.1)	-	चट्स
रचनात्मक लेखन(ग्रीष्मकालीन यात्रा)	2	दृश्यात्मक प्रस्तुतिकरण	-	जानकारी एकत्रित करवाना

निबंध – मेरा साफ़-सुथरा घर	2	निबंध लखने की व ध बताना	मेरा साफ़- सुथरा घर पर वाक्य	ई- स्मार्ट
अपठित गद्यांश	1	बहु- वैकल्पिक प्रश्न		वर्कशीट

अगस्त : दोहराई + परीक्षा ल खत
सतंबर : अर्धवा र्षक परीक्षा

MATHEMATICS

Book : Primary Mathematics

Publication : DAV Publication

“The Only way to learn Mathematics is to do Mathematics”

AIMS AND OBJECTIVES:

- To enable the students to discipline their minds properly.
- To help the child to know about the relationship of different topics in Mathematics.
- To develop the technique of problem solving.
- To develop the interest of the students to know more about the nature of Mathematics.
- To develop the power of logical thinking.
- To develop the self confidence of the child.

Instructions for Teachers:

- Lesson plan must be prepared well in time.
- Class entrance should be with full confidence and positivity.
- Content delivery must be effective and long lasting.
- Commands of teacher must be equipped with good vocabulary.
- Fair note book must reflect efficiency of the concerned teacher.
- Test will be there at the end of every chapter.
- One table must be drilled on the daily basis.

Instructions for Students:

- Students will do mathematics practice daily with a fixed schedule at home.
- Book, note book must be carried by students daily in school.
- Students must have a self responsibility to get their note books checked in time.
- Students must be attentive in class.
- Tests must be well prepared.

NOTE:**❖ BOOK AND FAIR NOTE BOOK**

1. It must be well maintained and kept safely through out the year for evaluation.
2. Tally work must be done at the end of every chapter.
3. Parents signatures must be there immediately after teachers' checking.
4. Correction work must be done immediately (if remarked by the teacher).

❖ TEST NOTE BOOK

1. Will remain same through out the term (otherwise test will not be evaluated)
2. Must be well maintained
3. Must be duly signed by the parents
4. Correction work must be done immediately (if remarked by the teacher)
5. Parents must communicate with teacher in case of poor performance.

APRIL

Unit No. With Name	No. of Periods	Activities(According to Curriculum Guidelines)	Art Integration Activities	Teaching Aids
Chapter- 1 Numbers upto 9999	11	Place Value Chart (S.No- 1.1.2)	Abacus-Creative Thinking	Text book , Interactive white board Abacus& Chart
Chapter – 2 Addition	6	Black board Relay Race		Number Cards
Tables (2 to 7)	1	Oral drill	-	Video/Chart

SUBJECT ENRICHMENT ACTIVITY : PLACE VALUE CHART.

MAY

Unit No. With Name	No. of Periods	Activities (According to curriculum guidelines)	Art Integration Activities	Teaching Aids
Chapter - 3 (Subtraction)	9	-----	Identify Key words from Curriculum Guidelines (Page.48) (S.No- 5.3.2)	Green board , Number Cards Worksheet
Chapter -4 (Multiplication)	11	Listen 'n' Write	Identify Key words from Curriculum Guidelines (Page.48)	Green board

Tables 8 to 12	2	Oral drill	-	Video/ Chart
----------------	---	------------	---	--------------

SUBJECT ENRICHMENT ACTIVITY : GRAPHIC ORGANISER.

JUNE : SUMMER VACATION

JULY

Unit No. With Name	No. of Periods	Activities (According to curriculum guidelines)	Art Integration Activities (Drawing)	Teaching Aids
Chapter -12 (Geometry)	7	Story Telling	3-Dimensional Figures Study of lines while organizing 2-D & 3-D Shapes &Pond Game (Project)	Interactive white board , real objects 3 D- shapes.
Chapter- 5 Division upto worksheet-6	8	Listen'n' Write. (Page 52)	-	Green board, Interactive white board.
Tables (2 to 12)	1	Oral drill	-	Chart / video

SUBJECT ENRICHMENT ACTIVITY: POND GAME

AUGUST - REVISION OF 1ST TERM SYLLABUS

SEPTEMBER :- FIRST TERM EXAMINATION

Note: Case Base question + Viva Voce + Mental Ability will be taken in Oral Paper.

SCIENCE

Book : The Living World

Publication : DAV College Managing Committee

“A systematic study of facts is known as Science “

Aims & Objectives:

1. To develop scientific attitude among students.
2. To develop conceptual frame work and problem solving skills.
3. To correlate science with day to day life.
4. To develop the love and sensitivity towards nature.
5. To acquaint curiosity about science and natural world.
6. To make students aware about health and hygiene.

Instructions for Teachers:

1. Content of each chapter should be well prepared in advance.
2. Conduct the test after completion of each chapter and maintain proper record of class tests and periodic tests.
3. Check the home work note books on regular basis.
4. Observe each and every child minutely.
5. Discuss value based question of each chapter.
6. Teacher should co-relate the concept with daily life activities.
7. Facts must be written of each chapter.
8. Tally each chapter carefully after completion.
9. Take the students in lab once a week.
10. Dictation must be taken of every chapter.
11. Extra work of each chapter must be done.
12. Use of technology is must.

Instructions for Students:

1. Students should pay full attention during Learning Process.
2. Students should be handy with their books and note books according to their timetable.
3. Students must prepare and maintain their scrap file regularly.
4. Students should maintain proper discipline during Lab visit.
5. Books and notebooks must be covered and well maintained till annual examination.
6. Test note books must be covered and separate for each term.

Note : Test is mandatory after completion of every chapter.

APRIL

Lesson no/ Topic	No of period	Teaching Aids/ Technology	Activities according to curriculum guidelines	Art Integration
Lesson-1 My Body	10	Salt,sugar,hot/cold things, smell and visual things	1) Project -Paste 5 sense organs in scrap file 2) Teacher will perform activities mentioned in chapter 3) Group discussion on My Body	Diagram of Sense Organs
Lesson -2 Plants around us	7	(i) Real plants (ii) E-smart board	(i) Nature Walk (ii) Project -Paste 2-2 pictures of shrubs,climbers, creepers,herbs in scrap file Question/answer of lesson 2 and extra work	Diagram of Herbs,Shrubs& Trees

MAY

Lesson no/ Topic	No of periods	Teaching Aids/ Technology	Activities according to curriculum guidelines	Art Integration
Lesson-3 Leaf	8	Real Life Objects as different types of Leaves	1) Project work - Paste different types of leaves in scrap file 2)Show real leaves 3) Group discussion on Leaf	Diagram of leaf
Lesson 4 Importance of plants	9	To show things we get from plants example:cotton, wood,spices ,medicines,nuts etc.	(i) Project -Paste things we get from plants in scrap file ii) Group discussion on Plants	1) Diagram of Parts of Plants 2) Poster on Save Trees

GROUP DISCUSSION - Leaf, Plants**JUNE : SUMMER VACATION****JULY**

Lesson no/ Topic	No of periods	Teaching Aids/ Technology	Activities according to curriculum Guidelines	Art Integration +Subject Enrichment Activity
Lesson - 5(Animals)	9	E-smart board Flash cards	1)Jump into a habitat game from curriculum Guidelines page no-74 2)Paste pictures of land, water, air,cold region,desert animals	1) Role play of different animals by using mask. (S.No- 1.3.1) 2) Diagram of snake, cat , dog & Birds

GROUP DISCUSSION - Subject Enrichment Role Play on Animals**AUGUST : Revision of whole syllabus****SEPTEMBER : FIRST TERM EXAMINATION**

SOCIAL SCIENCE

Book Name: WE AND OUR WORLD (DAV PUBLICATION)

GENERAL AIMS AND OBJECTIVES:

1. To develop moral values and sensitivity towards family and other.
2. To generalize that diversity creates variety and richness which makes our culture unique.
3. To realize that there is hierarchy of needs and to fulfill the needs of variety of facilities are required.
4. Acquire habits of keeping the surroundings clean.
5. To develop a sense of pride in achievements of India and being Indian.

Note:

1. Something to do of each chapter must be discussed and done.
2. Activity of each chapter must be discussed.
3. Value based question of each chapter must be discussed.
4. Extra exercises must be done in notebook.
5. Written test must be taken after completion of each chapter.
6. Map skill of each chapter must be done.
7. Extra questions will be given to students from " Do you know " part of the book.

Common Instructions for Teachers-

1. Teacher will give the information to the students related to the important Ministers of India and Punjab.
2. Evaluation test must be taken after the completion of each chapter.
3. Value based questions must be discussed with the students.
4. E-smart content must be explained to the students' lesson wise.
5. After completion of each chapter, Tally work must be done.

Instructions for students-

1. Student must start separate notebooks for both terms.
2. Notebooks must be covered properly.
3. It is mandatory for the students to maintain the condition of notebook up to the end of year.
4. Separate Test Notebook must be maintained in each term.
5. Handwriting should be neat and clean.
6. Students will get Parent's Sign in each test.

APRIL

Lesson Number & Name	Number of Periods	Activities / Subject Enrichment	Art Integration Activities	Teaching Aids/Technology
Lesson-1 The Family	7		Make a family tree (S.No- 1.1.1)	<ul style="list-style-type: none"> • Text book • E-Smart board
Lesson -2 Family Similarities	7	Something to do (1 to 3)		<ul style="list-style-type: none"> • Text book • E-Smart board

MAY

Lesson number & name	No. of Periods	Activities / Subject Enrichment Activities	Art Integration Activities	Teaching aids/technology
Lesson-3 Our Food	7		Paste pictures of different food of Punjab and Odisha (S.No- 1.1.10)	Text book, Notebook
Lesson -4 Our Dresses	7	Something to do	Paste pictures of different types of dresses.	E-Smart board, Interactive board, text book
Lesson-5 The Early Man(Only for Discussion)	6		Draw the diagram of early man tools. (S.No- 1.2.2)	E-Smart board, Text Book

JUNE : SUMMER VACATIONS

JULY

Lesson number & Name	No. of Periods	Activities / Subject Enrichment Activities	Art Integration Activities	Teaching aids/technology
Lesson -6 Learning about Works	6	Write 5 lines on different types of work on A4 Sheet.		Text book, Green board
Lesson-7 If you believe you can ,you will	7		Paste picture of Dr. APJ Abdul Kalam & write 5-6 lines on Dr. APJ Abdul Kalam on A4 sheet (S.No- 6)	Text book, E-Smart board

AUGUST : REVISION OF WHOLE SYLLABUS
SEPTEMBER : FIRST TERM EXAMINATION

ਵਿਸ਼ਾ - ਪੰਜਾਬੀ

ਸਭ ਤੋਂ ਮਿੱਠੀ, ਸਭ ਤੋਂ ਸੋਹਣੀ
 ਮੇਰੇ ਸੋਹਣੇ ਪੰਜਾਬ ਵਰਗੀ ਇਹ ਪੰਜਾਬੀ।
 ਸਦਕੇ ਜਾਵਾਂ ਇਸ ਤੋਂ, ਜਿਸ ਨੇ ਬਖਸ਼ੀ ਟੌਹਰ ਨਵਾਬੀ।
 ਜਿਉਂਦੇ ਰਹੋ ਪੰਜਾਬੀਓ, ਤੇ ਵੱਸਦੀ ਰਹੇ ਪੰਜਾਬੀ।

ਪੁਸਤਕਾਂ: ਕਿਲਕਾਰੀ ਪੰਜਾਬੀ ਪਾਠ ਪੁਸਤਕ ਭਾਗ-1

ਕਿਲਕਾਰੀ ਪੰਜਾਬੀ ਭਾਸ਼ਾ ਦਾ ਵਿਆਕਰਨ ਭਾਗ-3

ਪੰਜਾਬੀ ਭਾਸ਼ਾ ਦੇ ਉਦੇਸ਼ :-

1. ਮਾਤ-ਭਾਸ਼ਾ ਪੰਜਾਬੀ ਪ੍ਰਤੀ ਮੋਹ ਪੈਦਾ ਕਰਨਾ।
2. ਮਾਤ-ਭਾਸ਼ਾ ਰਾਹੀਂ ਸਹਿਜੇ ਹੀ ਗਿਆਨ ਹਾਸਲ ਕਰਨਾ।
3. ਮਾਤ-ਭਾਸ਼ਾ ਰਾਹੀਂ ਪੰਜਾਬੀ ਸੱਭਿਆਚਾਰ ਨਾਲ ਜੁੜਨਾ।
4. ਪੰਜਾਬੀ ਵਿਆਕਰਨ ਦੇ ਨਿਯਮਾਂ ਦਾ ਪੂਰਨ ਗਿਆਨ ਕਰਵਾਉਣਾ।
5. ਬੋਲਣ ਤੇ ਲਿਖਣ ਕੋਸ਼ਲ ਦਾ ਵਿਕਾਸ ਕਰਨਾ।

ਬੱਚਿਆਂ ਲਈ ਨਿਰਦੇਸ਼ :-

1. ਰੀਡਰ ਅਤੇ ਵਿਆਕਰਨ ਲਈ ਇੱਕ ਹੀ ਕਾਪੀ ਲਗਾਈ ਜਾਵੇਗੀ।
2. ਦੁਹਰਾਈ ਤੇ ਮੁਲਾਂਕਣ ਲਈ ਕਾਪੀਆਂ ਅਤੇ ਕਿਤਾਬਾਂ ਨੂੰ ਸੰਭਾਲ ਕੇ ਰੱਖਿਆ ਜਾਵੇ।
3. ਸਾਰਾ ਕੰਮ ਸਾਫ਼ ਅਤੇ ਸੁੰਦਰ ਲਿਖਤ ਵਿੱਚ ਕੀਤਾ ਜਾਵੇ।
4. ਹਰ ਪ੍ਰਸ਼ਨ ਦਾ ਉੱਤਰ ਲਿਖਣ ਤੋਂ ਬਾਅਦ ਲਾਈਨ ਲਗਾਈ ਜਾਵੇ।
5. ਅਧਿਆਪਕ ਦੁਆਰਾ ਦਿੱਤਾ ਕੰਮ ਸਮੇਂ ਸਿਰ ਪੂਰਾ ਕਰਕੇ ਕਾਪੀ ਨਿਰੀਖਣ ਲਈ ਦਿੱਤੀ ਜਾਵੇ।
6. ਹਰ ਪਾਠ ਤੋਂ ਬਾਅਦ ਸੁਧਾਰ ਕੰਮ ਜ਼ਰੂਰ ਕੀਤਾ ਜਾਵੇ।
7. ਟੈਸਟ ਲਈ ਕਾਪੀ ਵੱਖਰੀ ਲਗਾਈ ਜਾਵੇ ਤੇ ਕਵਰ ਜ਼ਰੂਰ ਕੀਤੀ ਹੋਵੇ।

ਅਧਿਆਪਕਾਂ ਲਈ ਨਿਰਦੇਸ਼:-

1. ਭਾਸ਼ਾ ਦੇ ਸ਼ੁੱਧ ਉਚਾਰਨ ਤੇ ਸੁਲੇਖ ਵੱਲ ਖਾਸ ਧਿਆਨ ਦਿੱਤਾ ਜਾਵੇ।
2. ਹਰ ਪਾਠ ਪੂਰਾ ਹੋਣ ਮਗਰੋਂ ਟੈਲੀ ਕਰਵਾਇਆ ਜਾਵੇ।
3. ਪਾਠ ਨਾਲ ਸੰਬੰਧਿਤ ਗਤੀਵਿਧੀ ਜ਼ਰੂਰ ਕਰਵਾਈ ਜਾਵੇ।
4. ਹਰ ਪਾਠ ਪੜ੍ਹਨ ਤੋਂ ਬਾਅਦ ਭੁਲਾਵੇਂ ਸ਼ਬਦ ਜ਼ਰੂਰ ਲਿਖਵਾਏ ਜਾਣ।
5. ਕਾਪੀਆਂ ਅਤੇ ਕਿਤਾਬਾਂ ਦੀ ਚੈਕਿੰਗ ਸਮੇਂ ਸਿਰ ਧਿਆਨ ਨਾਲ ਕੀਤੀ ਜਾਵੇ।
6. ਬੱਚਿਆਂ ਦੀ ਭਾਸ਼ਾ ਸੰਬੰਧੀ ਹਰ ਗਤੀਵਿਧੀ ਦਾ ਪੂਰਾ ਰਿਕਾਰਡ ਰੱਖਿਆ ਜਾਵੇ।
7. ਭਾਸ਼ਾ ਮੰਚ ਸੰਬੰਧੀ ਗਤੀਵਿਧੀਆਂ ਨੂੰ ਧਿਆਨ ਵਿੱਚ ਰੱਖ ਕੇ ਪੂਰਾ ਕੀਤਾ ਜਾਵੇ।

ਨੋਟ: ਹਰੇਕ ਪਾਠ ਪੂਰਾ ਹੋਣ ਤੋਂ ਬਾਅਦ ਵਿਸ਼ਾ ਅਧਿਆਪਕ ਦੁਆਰਾ ਟੈਸਟ ਲਾਜ਼ਮੀ ਲਿਆ ਜਾਵੇ।

ਅਪ੍ਰੈਲ:

ਪਾਠ/ ਵਿਸ਼ਾ	ਪੀਰੀਅਡ	ਗਤੀਵਿਧੀਆਂ	ਕਲਾਕ੍ਰਿਤੀ	ਅਧਿਆਪਨ ਸਮੱਗਰੀ
ਪਾਠ-1 ਸਿਮਰਨ ਦੀ ਛੋਟੀ ਭੈਣ	3	ਆਪਣੇ ਪਰਿਵਾਰ ਦੀ ਫੋਟੋ ਲਗਾਓ।		ਪਾਠ ਪੁਸਤਕ, ਬੋਰਡ
ਪਾਠ- 2 ਆਪੋ-ਆਪਣੀ ਬੋਲੀ (ਬੋਲਣ ਕਲਾ)	3	ਜਾਨਵਰਾਂ ਦੇ ਬੋਲਣ ਦੀ ਵੀਡੀਓ ਦਿਖਾਉਣੀ	ਕਵਿਤਾ ਉਚਾਰਨ	ਪਾਠ ਪੁਸਤਕ, ਵੀਡੀਓ
ਵਿਆਕਰਨ ਪਾਠ-1 ਆਓ ਗੱਲਾਂ ਕਰੀਏ ਲਿੰਗ ਬਦਲੋ (1-10) ਪਹਿਲੀ ਲਾਈਨ)	1 1		ਸ਼ਬਦਾਂ ਦੀ ਰੇਲ ਗੱਡੀ ਬਣਾਓ	ਪੁਸਤਕ
ਵਿਆਕਰਨ ਪਾਠ-2 ਭਾਸ਼ਾ ਗਿਣਤੀ - 1 ਤੋਂ 25	1	ਭਾਸ਼ਾ ਬਾਰੇ ਗੀਤ ਸੁਣਾਉਣੇ		ਪੁਸਤਕ, ਵੀਡੀਓ
ਲੇਖ- ਮੇਰਾ ਘਰ	2			ਪੁਸਤਕ
ਅਰਜੀ- ਬੀਮਾਰੀ ਦੀ ਛੁੱਟੀ ਲਈ	1	ਪੱਤਰ ਦੀ ਭਾਗ ਵੰਡ ਸਮਝਾਉਣਾ		ਪੁਸਤਕ

ਮਈ:

ਪਾਠ/ ਵਿਸ਼ਾ	ਪੀਰੀਅਡ	ਗਤੀਵਿਧੀਆਂ	ਕਲਾਕ੍ਰਿਤੀ	ਅਧਿਆਪਨ ਸਮੱਗਰੀ
ਪਾਠ-3 ਮਾਣੋ ਤੇ ਰਾਣੋ	3	ਪੇਜ ਨੰ17 ਦੀ ਗਤੀਵਿਧੀ ਕਰੋ		ਪੁਸਤਕ, ਵੀਡੀਓ
ਪਾਠ-4 ਕੌਣ ਕੀ ਕਰਦਾ ਹੈ?	3		ਦਰਜੀ, ਸਿਪਾਹੀ, ਧੋਬੀ ਦੇ ਕੰਮ ਸੰਬੰਧੀ ਗਤੀਵਿਧੀ	ਪੁਸਤਕ
ਪਾਠ-5 ਰਾਤੀਂ ਮੈਨੂੰ ਸੁਪਨਾ ਆਇਆ (ਮੌਖਿਕ)	1		ਅਣਡਿੱਠਾ ਪੈਰੂ ਪੜ੍ਹਨ ਲਈ ਚੁਣੋ ਮੇਰਾ ਨਾਂ	ਪੁਸਤਕ
ਵਚਨ ਬਦਲੋ (1-10) (ਪਹਿਲੀ ਲਾਈਨ)	1		ਜਮਾਤ ਵਿੱਚੋਂ ਉਦਾਹਰਨਾਂ ਦੇਣੀਆਂ	ਪੁਸਤਕ

ਲੇਖ- ਤਿਰੰਗਾ ਝੰਡਾ	1		ਤਿਰੰਗਾ ਝੰਡਾ ਬਣਾਓ	ਪੁਸਤਕ
ਅਰਜੀ/ ਪੱਤਰ- ਜਰੂਰੀ ਕੰਮ ਲਈ ਬਿਨੈ ਪੱਤਰ	1	ਪੱਤਰ ਦੀ ਭਾਗ ਵੰਡ ਸਮਝਾਉਣਾ		

ਜੂਨ: ਗਰਮੀ ਦੀਆਂ ਛੁੱਟੀਆਂ (ਪ੍ਰੋਜੈਕਟ ਦਿੱਤਾ ਜਾਵੇਗਾ)

ਜੁਲਾਈ:

ਪਾਠ/ ਵਿਸ਼ਾ	ਪੀਰੀਅਡ	ਗਤੀਵਿਧੀਆਂ	ਕਲਾਕ੍ਰਿਤੀ	ਅਧਿਆਪਨ ਸਮੱਗਰੀ
ਪਾਠ-6 ਸੀਮਾ ਦੇ ਸੱਟ ਕਿਉਂ ਲੱਗੀ	3			ਪੁਸਤਕ, ਵੀਡੀਓ
ਪਾਠ-7 ਜਦੋਂ ਮੈਂ ਭੂਆ ਦੇ ਘਰ ਗਈ	3		ਆਪਣੇ ਕਿਸੇ ਰਿਸ਼ਤੇਦਾਰ ਬਾਰੇ ਵਿਚਾਰ ਲਿਖੋ।	ਪੁਸਤਕ
ਪਾਠ-8 ਖਿਡੌਣਿਆ ਵਾਲੀ ਦੁਕਾਨ	4		ਕਲੇਅ ਨਾਲ ਕੋਈ ਖਿਡੌਣਾ ਬਣਾਓ (S.No. 4)	ਪੁਸਤਕ, ਵੀਡੀਓ
ਵਿਰੋਧੀ ਸ਼ਬਦ 1-10 (ਪਹਿਲੀ ਲਾਈਨ)	1	ਗਰੁੱਪ ਖੇਡ		ਪੁਸਤਕ
ਅਸੁੱਧ ਸੁੱਧ (1-10 ਪਹਿਲੀ ਲਾਈਨ)	1	ਭੁਲਾਵੇਂ ਸ਼ਬਦ ਲਿਖਵਾਉਣੇ (ਰਫ ਕਾਪੀ)		ਪੁਸਤਕ
ਸੁਣਨ ਕਲਾ: (ਕੋਈ ਕਹਾਣੀ ਸੁਣਾ ਕੇ ਪ੍ਰਸ਼ਨ ਪੁੱਛਣੇ)	1			

ਅਗਸਤ: ਦੁਹਰਾਈ ਤੇ ਨਿਯਮ ਕਾਲਕ ਪ੍ਰੀਖਿਆ

ਸਤੰਬਰ: ਪਹਿਲੀ ਛਿਮਾਹੀ ਪ੍ਰੀਖਿਆ

COMPUTER

Name of the Book : HANDS ON

“Technology is not an event, it’s just part of the everyday learning!”

Importance of Computer Education

Computer technology has a deep impact on the education sector. Thanks to computers, imparting education has become easier and much more interesting than before. Computers have changed the way we study/work, be it any course/profession. Computers plays a vital role in every field especially it plays an important role in education. That is why the education system has made computer education a part of school curriculum. Considering the use of computer technology in almost every sphere of life, it is important for everyone to have at least the basic knowledge of using computers.

Aims & objectives:

1. Foremost aim is to make students How to use Computer effectively.
2. Students must know about parts of computer & their working.
3. Students must know the types of computer.
4. To make students familiar with keyboard, function of various keys and basics of touch typing.
5. To make students familiar with Graphical User Interface (Desktop & Icons).
6. To enable the students in creating simple drawings in Tux Paint.
7. To aware the students about the precautions while using Computer System.

Instruction for the Teachers:

1. It is necessary to take students to the lab once a week according to fixed Time Table.
2. It is necessary to show all the links given in the book & perform all the given activities.
3. Teacher will look after each & every child in lab.
4. Teacher will make it sure that all the students have performed the lab activity or not.
5. Students will be evaluated only on the basis of skills in practical.

Instruction for the Students:

1. Bring book according to Time Table.
2. Sit according to Roll No. in lab.
3. Don't change the Control Panel Settings.
4. Follow all the Rules & Regulations of Lab + Instructions of Teacher.

Tools & Techniques:

Exploratory Thinking, Demonstration Method, Active Learner participation, Experimentation Method, Effective integration of Technology, Oral Questioning.

Note : Computer/ICT is a completely skill based subject. So, No Pen Paper test /exam will be conducted to evaluate the student's performance. Students will be evaluated on the basis of Practical skills only that will be conducted Month Wise, Half Yearly & Annually.

APRIL

Chapter No./ Name of Chapter	No. of Periods	Lab Activities	Teaching Aids
Chapter – 1 Getting Started	2	1. Identify Computer & its Peripherals. 2. How to Switch On/Off & Restart a computer.	E-Smart Board, Book, Parts of Computer

MAY

Chapter No./ Name of Chapter	No. of Periods	Lab Activities	Teaching Aids
Chapter – 2 Fundamentals of Computer	3	1. Identify different types of Computer. 2. Know about Desktop Laptop and Tablet.	E-Smart Board, Stylus, Different types of Computers

JUNE : SUMMER VACATION**JULY**

Chapter No./ Name of Chapter	No. of Periods	Lab Activities	Teaching Aids
Chapter – 3 Keyboard I	9	1. Identify different types of Keys on keyboard. 2. Positioning/Use of Alphabet & Number keys 3. Functions of different types of keys.	E-Smart Board, Stylus, Keyboard, WordPad

AUGUST

Chapter No./ Name of Chapter	No. of Periods	Lab Activities	Teaching Aids
Chapter – 4 Touch Typing: Play with Text Editor	9	1. Observe the keys on left and right hand. 2. Typing without looking at keyboard.	E-Smart Board, Keyboard, WordPad

SEPTEMBER : Revision + Oral / Practical Examination

VISUAL ART

“Drawing plays a big role in our cognitive development. It can help us learn to write and think creativity, develop hand eye co-ordination, hone analytic skills”

Aims & Objectives:-

1. To develop observation, imagination and self expression to be able to put thoughts on paper through art.
2. To work confidently with a variety of material.
3. Art Education enables the child to explore alternative ways of communicating with others. It encourages the ideas that are personal, inventive & makes a vital contribution to the development of a range of intelligence.
4. To express individuality.
5. To develop eye and hand co-ordination.

COMMON INSTRUCTIONS FOR STUDENTS :

1. Students must bring their step by step Book & Drawing file according to time-table.
2. Students must bring their own drawing material like HB Pencil, Non-Dust Eraser, Pencil, Colouretc..
3. Students should use their creative & imaginative skill while drawing and performing craft.
4. Difficult topics must be practiced in drawing file.

COMMON INSTRUCTIONS FOR TEACHERS :

1. Teachers should prepare the activities mentioned in study plan in advance.
2. Use of Technology must be there.
3. Check and return the drawing files in time.

Note : Practically demonstration must be given by teacher using E-Smart board, colorful chalks, dusters, colors etc.

Tools for evaluation : * Neatness in work and colouring.
* Students creativity and interest.

APRIL

Step By Step	Drawing file	No. of Periods	Teaching Aids	Activity
Page No. 2 to 9 (overlapped Composition)	Draw and Colour a car with geometrical shapes	5	Colourful papers Decorative Material Fevicol	Greeting Cards (Mother's Day)

MAY

Step By Step	Drawing file	No. of Periods	Teaching Aids	Activity
Page No. 11 to 19(Composition)	Draw and colour– Fruit Study	6	Colourful A4 size sheet, fevicol, thread Decorative material	Origami (Paper craft)

JUNE-SUMMER VACATION-Sculpture Activity/Clay moulding**JULY**

Step By Step	Drawing file	No. of Periods	Teaching Aids	Activity
Page No. 20,21,22, 24(Human Figure)	Draw and colour Human Study in file	4	Colourful Charts, sketch pens,CD, Decorative Material,fevicol.	Prepare Best out of Waste with CD

AUGUST : Practice of 1st term + test**SEPTEMBER : FIRST TERM EXAMINATION****GENERAL KNOWLEDGE****Name of Book :**Kid Wiz**Publication:** DAV

Publication

“ An investment in General Knowledge pays the best interest.”**Importance of general knowledge –**

The name itself says that it is a general that every common student must and should possess. It is useful in terms of personal, academic and professional levels. In day today life also general knowledge is very useful as it is all about common things. It is an important component of crystallized intelligence and is strongly associated with general intelligence. It is a wide body of information that a student acquires from education and from life. It also helps to grow student's confidence level and may prove to be of some great help during some important events of our lives like interview etc. A good knowledge of everything around, always impress the people around you.

Aims and Objectives :

1. To acquaint students about their surroundings.
2. To have a healthy discussion about the day to day happenings around the world.
3. To formulate the students for the competitive level of general awareness
4. To make students more competent and smarter.

Instructions for the teachers :

1. It is necessary that the teacher's voice should be audible and clear.
2. It is mandatory to prepare the teaching content in advance.
3. Teacher will make it sure that all the students must carry their study material like books or scrap file etc.
4. It is advisable to maintain complete record of student's performance.
5. It is necessary that the checking must be done carefully and in proper time.

Instructions for the students :

1. Students must complete the given work at proper time.
2. Scrap files must be maintained properly.
3. Students must follow all the instructions from the teacher.
4. Students must converse in English language.

Note : Write 3 to 5 lines about every activity / project work on the scrap file.

APRIL

Unit No. and Name	Activity
UNIT I : Language and Literature	Scrap File Work : 1. Paste 5 pictures of famous books with their names and write the authors name
UNIT 2. Reflection of a good student, School Code of Conduct	Group discussion on the content of Page No. 5 of School Diary.
MAY	
Unit No. and Name	Activity
UNIT II: Environment Around	Scrap File Work : 1. Paste the pictures of 5 scientists and write their inventions.
Myself	Self Introduction

JUNE : SUMMER VACATIONS

(Learn the completed syllabus for Half Yearly Exams)

JULY

Unit No. and Name	Activity
UNIT III: World Around + Current Affairs	Scrap File Work : 1. Paste 5 pictures of wonder of India. 2. Write about 5 Current Ministers of India (Education, Finance, President, Prime Minister, Foreign Affairs etc.)

AUGUST : Revision for Half Yearly Exams + Learning of School Lunch Prayer

SEPTEMBER : FIRST TERM EXAMINATION

धर्म शक्षा /नैतिक शक्षा

“ शष्टाचार अथवा वनम्रतापूर्वक एवं शालीनतापूर्ण आचरण ही वह आभूषण है जो मनुष्य को आदर सम्मान दिलाता है।”

नोट :

1. धर्म शक्षा पुस्तक पढ़ना ही काफी नहीं है, बल्कि अपने जीवन को धार्मिक व सदाचारी बनाना जरूरी है।
2. कक्षा क्रम के अनुसार हवन से पहले बच्चों को दान के लिए प्रेरित किया जाए।

सामान्य उद्देश्य:

1. छात्रों में माता-पिता, अध्यापकों एवं बुजुर्गों के प्रति सम्मान और सेवा भावना उत्पन्न करना।
2. छात्र-छात्राओं में ईश्वरभक्ति की भावना के साथ-साथ, उनमें आस्तिकता की भावना उत्पन्न करना।
3. धार्मिक रूचि का संवर्धन करना, अच्छी आदतें डालना।
4. उन्हें देश एवं जाति की सेवा के प्रति कर्तव्यनिष्ठ बनाना।
5. उत्तम ग्रंथों के माध्यम से स्वास्थ्य के प्रति रूचि जागृत करना।
6. देश-धर्म की सेवा में जीवन लगाने वाले तथा उत्तम ग्रंथों की रचना द्वारा ज्ञान का संवर्धन करने वाले महापुरुषों के चरित्र से परिचय करवाना।

अध्यापकों के लिए सामान्य निर्देश:

1. बच्चों को प्रतिदिन नैतिक मूल्यों की जानकारी देना।
2. बच्चों को पुस्तक ज्ञान को अपने अंदर डालने के लिए प्रेरित करना।
3. उत्तर पुस्तिका में उत्तर ध्यानपूर्वक लिखना व बच्चों को लिखवाना।
4. समय-समय पर जाँचना।

वद्यार्थियों के लिए सामान्य निर्देश:

1. वद्यार्थी कक्षा में अनुशासन ढंग से पठन-पाठन प्रक्रिया में भाग लें।
2. अध्यापकों द्वारा दी गई शक्षा पर अमल करें।
3. मन्त्र, प्रार्थनाओं का नित्य अभ्यास करें।
4. सदाचारी, शष्टाचारी बनें व अनुशासन में रहें।

अप्रैल

पाठ का नाम/ वषय	कालांश	गति व धर्याँ	सहायक सामग्री
पाठ-1प्रार्थना	1	लयबद्ध, स्वर गीत का उच्चारण करवाना	पुस्तक
पाठ -2 सही या गलत	2	सही या गलत के बारे में चर्चा करना	पुस्तक
यज्ञ की महिमा	1	स्वर सहित उच्चारण करवाना	डायरी
वषय संवर्धन गति व ध		यज्ञ की महिमा	

मई

पाठ का नाम/ वषय	कालांश	गति व धर्याँ	सहायक सामग्री
पाठ-3मीशा और ब्रूनो	2	पठन-पाठन	पुस्तक उदाहरण देकर
पाठ-4लेट लतीफ पीहू	2	वाक्य रचना करवाना	ई-स्मार्ट
पाठ-5हाँ ये मैने क्या है	2	वद्या र्थ्यों की दिनचर्या से संबंधत चर्चा करना	पुस्तक
पाठ-6 ये हमारा काम है	1	जीवन पथ पर आगे बढ़ने के लए कोई प्रेरक कहानी कथन.	पुस्तक

जून :ग्रीष्मावकाश

जुलाई

पाठ का नाम/ वषय	कालांश	गति व धर्याँ	सहायक सामग्री
पाठ-7 महात्मा हंसराज	2	चार्ट बनवाना(वषय से संबंधत)	पुस्तक
पाठ-8आर्य समाज के नियम (1 और 2)	2	नियमों के अर्थ स्पष्ट करना व कंठस्थ करवाना	ई-स्मार्ट
वषय संवर्धन गति व ध		महात्मा हंसराज जी के बारे में 5 वाक्य बोलेगें	

अगस्त : करवाए गए पाठ्यक्रम की दोहराई

सतंबर : अर्ध-वार्षिक परीक्षा

PERFORMING ART

**“Practice, Like you’ve never won.
Perform, like you’ve never lost.”**

Importance of Music & Dance :

Music and dance give great self-satisfaction and self confidence. It brings name, fame and riches i.e success in life. It has social, emotional, and spiritual benefits and gives happiness to life.

Instruction for Teachers:-

- Give the introduction about your topic and demonstrate.
- Pay attention towards Non Performers.
- Teacher should be well prepared.
- The song should be selected according to class level.
- Assessment of students should be done on regular basis.

Instruction for Students:-

- Move in queue to Music and Dance room.
- Keep the shoes in shoes Rack.
- Do the practice at home.
- Don’t touch anything without teacher’s permission.
-

Aims :

1. To develop a context for aesthetic and artistic experience and the opportunity to develop personally and physically through participated in dance in an enjoyable environment.
2. To develop students' musical literacy and musical sense through joining music activities.

Objectives:

1. To enhance knowledge and understanding of dance as an aesthetic & artistic experience.
2. Cooperate with others in dance activities.
3. To develop self confidence.
4. Give chance to sing in front of audience in small functions in school.
5. Basic knowledge of maximum musical instruments.
6. To enhance the hidden talent in students.

April to May

Topic	No. of Days	Tools & Techniques	Teaching Aid
Folk Dance	6	Demonstration with steps	With sound system
a) Alankar 1 to 3 b) We shell over come(English)	6	Demonstration with musical instruments	With Harmonium Lyrics

JUNE- SUMMER VACATION

JULY- AUGUST

Topic	No. of Days	Tools & Techniques	Teaching Aid
Western Dance: Jazz Funk+Drama in Hindi	6	Demonstration with steps	With sound system
Mahatma Gandhi ji Song	6	Demonstration with musical instruments	With Harmonium Lyrics

AUGUST – REVISION**SEPTEMBER - FIRST TERM EXAMINATION**

1	2	3	4
सा पा	मा पा	गा मा	गा रे
गा s	गा s	मा गा	रे सा
सा नी	धा नी	रे s	मा गा
रे मा	गा रे	सा नी	सा s
सा नी	धा नी	रे s	सा s
पा मा	गा रे	सा नी	सा s
सा गा	पा पा	मा गा	पा s
नी धा	पा मा	गा रे	सा s

HEALTH & PHYSICAL EDUCATION**AIMS & OBJECTIVES :**

1. To interact students with the natural world in a positive manner.
2. To develop qualities such as leadership, team spirit, sense of belongingness, Courage and self defence.
3. To make them participate in the activities for fun and enjoyment.
4. Exhibit movement with body control.
5. To ensure optimum growth of each child.
6. To make students understand of hygienic fitness, protection and health care.
7. To bring overall awareness about health status.
8. To make people physically, mentally and emotionally strong and fit.
9. To develop self-confidence and courage among students.
10. To participate in team game for physical fitness enjoyment and team spirit.
11. To develop student's interest in exercise with confidence.
12. To make the children aware about health.
13. SEWA aims to develop a whole person in their intellectual, personal and social and emotional and social growth.

APRIL

Lesson No. /Topic	No. of Period	Tool &Techniques	Teaching Aid
Human Body – Growth &Development,seeing,hearing& health habits , Ques/ Ans 1to 5	2	Demonstration	Chart/ video
Activities - Walk in line/walk in circular/bend & rotate	1	Body Movements	Line Powder Whistle
MAY			
Lesson No. / Topic	No. of Period	Tool &Techniques	Teaching Aid
Race - 50mt. one leg	1	Body Movements	Line Powder Whistle
Lazium Exercise 1 To 3	2	Body Movements	Lazium/ Drum Whistle
Game-River Bank	1	Physical Movements	Line Powder Whistle

Ques/ Ans

Q1. How do we breathe?

Q2. How do we see?

Q3. How do we hear?

Q4. What should we do to maintain personal hygiene?

Q5. What is throwing and catching?

Lesson-No/ Topic	No of Period	Tool &Techniques	Teaching Aid
Movements Education Ques/ Ans 6 to10	2	Demonstration	Chart/ video
Game-Find the Leader	1	Physical Movement	Body Movements
Padamasana /Shavasana/ Warming up exercise	1	Yoga Exercise	Body Movements Chart
Lazium Exercise 4 To 6	2	Physical Movement	Lazium/ Drum Whistle
Forward roll	1	Physical Movement	Body Movements
SEWA (Social Empowerment through work Education Activity)	1	Project (swatch vidalaya Swatch Bharat	Discussion

Ques/ Ans

Q6. How can we toss?

Q7. How do we combine various physical movements?

Q8. How can we keep our surroundings clean and beautiful?

Q9. How can we purify water at home?

Q10. How do we throw and catch any object?

JUNE - SUMMER VACATION

JULY

Lesson-No/Topic	No of Period	Tool & Techniques	Teaching Aid
Game –Carrom Board	1	Demonstration	Play Ground/Carrom Board
Race- 100 mt	1	Physical Movements	Body Movements/ Whistle
Meditation/ Anulom/ Vilom	1	Yoga Exercise	Body Movements/Chart
Lazium Exercise 1 to 6	2	Physical Movements	Lazium/ Drum Whistle
We & Our Environment Ques/Ans 1to10	1	Demonstration	Visit Outside/ Video

Subject Enrichment Activities

1. Benefits of Yoga
2. Benefits of Lazium Exercise

AUGUST : REVISION

SEPTEMBER : HALF YEAR EXAMINATION

SECOND TERM (OCTOBER TO MARCH)

ENGLISH

OCTOBER

Lesson No./Topic	No. of periods	Activities From Curriculum Guidelines	Art Integration Activity/Project work	Teaching Aids/ Technology
Poem-Two Little Kittens (Reader Book)	1	Students will recite poem with expression and voice modulation (Speaking Skill(5))		Text book
Lesson- 1 Nina Is The Winner (Reader Book)	4	Underline the action words	Project Work Paste any five pictures of famous	Text book, Note book, Interactive

			sports persons (S.No- 1.1.1)	white board
Lesson-2 Krishna And Sudama (Reader Book)	4	Encircle Prepositions		Text book, Note book, Interactive white board
Three Forms of the Verbs (any 15)	1	Students will speak forms of verbs in singing way		Flash cards + Note Book
Unit- 5 Verbs Unit-6 Preposition (Practice Book)	4	Teacher will ask the position of objects by using bodily kinesthetic intelligence		E-smart board Activities
Unseen comprehension :- The Geese And The Tortoise (Practice Book) Page No 72,73,74	1	Students will listen and try to comprehend(Works heet Comprehension)		Practice Book
Creative Writing topic: My Teacher	1	—		Note book, + Green board
Application to your Principal for urgent piece of work	1			Note book
Phonetic Sounds	2	Diphthongs (First Two)	To be written in notebook	E smart video
Language Functions	1	Refusing	To be written in notebook	Notebook
Listening competencies	1	Listening to Respond	Small Worksheet to be pasted in notebook	Worksheet
Reading competencies	1	Reading for drawing conclusions/ inferences	Small Worksheet to be pasted in notebook	Worksheet
Word Wheel	1		To be written in notebook	Notebook

**SUBJECT ENRICHMENT ACTIVITY – SPELLATHON
NOVEMBER**

Lesson No. / Topic	No. of periods	Activities From Curriculum Guidelines	Art Integration Activity	Teaching Aids / Technology
Poem-The Key (Reader Book)	1	Students will recite poem with expression and voice modulation		Text Book
Lesson- 3 The Birthday Kitten (Reader Book)	4	Describe your best birthday gift you received		Text book, Note book, Interactive white board/ green board
Lesson-4 Man Learns To Fly (Reader Book) (Only Reading)	1	Simon says (Page- 10)		Text Book
Read it yourself –The Three Rules (Only for Reading) (Reader Book)	1	Students will read the lesson		Text book
Unit-7 Article Unit-8 Sentences (Practice Book)	4		Students will encircle the articles in any newspaper (S.No- 1.1.10)	E-Smart board activities
Composition:- My Birthday Gift	1	—		Note Book
Letter to your friend to invite him/her on birthday party	1	—	Make a Birthday Card (S.No- 1.1.9)	Note Book
Phonetic Sounds	3	Diphthongs (Next Three)	To be written in notebook	E smart video
Language Functions	1	Agreeing and Regretting	To be written in notebook	Notebook

Listening competencies	1	Listening to Analyze & Listening to Infer	Small Worksheet to be pasted in notebook	Worksheet
Reading competencies	1	Reading for Character Analysis & Reading for Sequencing	Small Worksheet to be pasted in notebook	Worksheet
Sentence Starters	1		To be written in notebook	Notebook

SUBJECT ENRICHMENT ACTIVITY – 5 Tips to improve English (Speaking skill).**DECEMBER**

Lesson No./Topic	No. of periods	Activities From Curriculum Guidelines	Art Integration Activity	Teaching Aids/ Technology
Lesson-5 Michael Goes Climbing(Reading Only) (Reader Book)	1			Text book, Interactive white board/green board.
Lesson-6 The Magic Room (Reader Book)	5		Students will prepare a Thank you card for Genie (S.No- 1.1.9)	Text Book
Read it yourself – Florence Nightingale (Reader Book)	1 (Only for reading)	Students will read the lesson.		Text book
Unit- 9 Subject and Predicate (Practice Book)	3	—	Flash Cards (S.No- 1.1.6)	E-smart board activities
Degrees of Adjective (any ten)	1	Students will speak in singing way.		Note Book
Composition:- My Mother	1	—		Note Book

Phonetic Sounds	3	Diphthongs (Next Three)	To be written in notebook	E smart video
Language Functions	1	Offering & Complaining	To be written in notebook	Notebook
Listening competencies	1	Listening to Evaluate & Listening to draw	Small Worksheet to be pasted in notebook	Worksheet
Reading competencies	1	Reading to draw,act,find, Respond	Small Worksheet to be pasted in notebook	Worksheet
Linkers	1		To be written in notebook	Notebook

ENRICHMENT ACTIVITY –

POEM RECITATION

JANUARY / FEBRUARY

: REVISION AND CLASS TESTS

MARCH

: ANNUAL EXAMINATION

हिंदी

अक्टूबर

पाठ का नाम/ वषय	कालांश	पाठ्य क्रम से संबं धत गति व ध	पाठ्यक्रम से संबं धत कला एकीकृत गति व ध	सहायक सामग्री
भाषा माधुरी पाठ - 8 (अगर पेड़ भी चलते होते)	3	क वता उच्चारण (हाव-भाव सहित)	पेड़ों पर स्लोगन लखवाना (4)	पाठ्य पुस्तक
भाषा अभ्यास पाठ - 8	2	लेखन कला		पाठ्य पुस्तक
भाषा माधुरी पाठ- 9 (गीत का कमाल)	3	श्रुतलेख		पाठ्य पुस्तक
भाषा अभ्यास पाठ- 9	2	क वता लेखन		पाठ्य पुस्तक
भाषा माधुरी पाठ - 10 (बूझो तो जानो)मौ खक	1	अन्य पहे लयाँ बताना		पाठ्य पुस्तक

भाषा अभ्यास पाठ - 10	1	लेखन कला		पाठ्य पुस्तक
भाषा माधुरी- पाठ-11 (चूँ-चूँ की टोपी)	1	अ भनय करवाना (5)		पाठ्य पुस्तक
भाषा अभ्यास-पाठ - 11	2	लेखन कला		पाठ्य पुस्तक
नवम्बर				
पाठ का नाम/ वषय	कालांश	पाठ्य क्रम से संबंधित गति व ध	पाठ्य क्रम से संबंधित कला एकीकृत गति व ध	सहायक सामग्री
भाषा माधुरी- पाठ- 12 (सुबह)	3	सुबह की सैर के फ़ायदे बताना + श्रुतलेख	क वता उच्चारण हाव - भाव सहित	पुस्तक
भाषा अभ्यास -पाठ -12	2	लेखन कौशल		पाठ्य पुस्तक
भाषा माधुरी- पाठ-13 (ऐसे थे लाल बहादुर शास्त्री)	3	श्रुतलेख	देश भक्तों के बारे में बताना और चित्र कॉपी में लगवाना (5)	ई- स्मार्ट
भाषा अभ्यास- पाठ-13	2	लेखन कला		पाठ्य पुस्तक
पत्र - मत्र को जन्मदिन पर बधाई देने हेतु पत्र	2	पत्र का प्रारूप समझाना		ई- स्मार्ट
गनती(1 - 20)	1	गनती 1 से 20 तक अनुक्रमांक लिखवाना		चट्स
निबंध - सुबह की सैर	2	अच्छे स्वास्थ्य का महत्व (चर्चा)		वषय से संबंधित पुस्तक
सर्वनाम	1	वाक्यों में सर्वनाम शब्दों को रेखा कत करो		ई- स्मार्ट
व्याकरण - वशेषण	1	कक्षा के बच्चों की वशेषताएँ बताकर स्पष्ट करना		
रचनात्मक लेखन - मेरी कताब	1	लेखन कला		दृश्यात्मक सामग्री

दिसम्बर

पाठ का नाम/ वषय	कालांश	पाठ्य क्रम से संबंधित गति व ध	पाठ्य क्रम से संबंधित कला एकीकृत गति व ध	सहायक सामग्री
भाषा माधुरी- पाठ- 14 (सबसे बड़ा मूर्ख)	3	अनजान व्यक्ति पर वश्वास न करना (वषय पर चर्चा)		पाठ्य पुस्तक
भाषा अभ्यास- पाठ-14	2	लेखनकला + श्रुतलेख		पाठ्य पुस्तक
भाषा माधुरी- पाठ- 15 (बुआ का पत्र)	3		क्ले से गणेश जी की तस्वीर बनाओ (4)	पाठ्य पुस्तक
भाषा अभ्यास-पाठ-15	2	लेखन कला		पाठ्य पुस्तक
भाषा माधुरी- पाठ- 16 (सवाली राम) मौ खक	1	प्रकृति से प्राप्त होने वाली चीजों के नाम बताना		पाठ्य पुस्तक
पत्र - जुर्माना माफी के लिए प्रधानाचार्य जी को पत्र।	2	पत्र का प्रारूप समझाना।		ई- स्मार्ट
निबंध : मेरा प्रिय मत्र / सहेली	1		मत्र / सहेली पर वाक्य	ई- स्मार्ट

जनवरी/ फरवरी दोहराई+ क वता गायन
मार्च वा र्षक परीक्षा

MATHEMATICS

OCTOBER

Unit No. With Name	No. of Periods	Activities (According to curriculum guidelines)	Art Integration Activities	Teaching Aids
Chapter – 5 (Division) (Worksheet – 7 to 11)	7	Ball and bag game (Page- 52)	Identify Keywords	Chart , balls , bags

STUDY PLANClass : 3rd (2023-24)

Chapter - 8 (Length)	5	Measure Yourself (page – 59)	---	Scale ,inch tape.
Chapter – 9 (Weight)	5	---	Paste the five things which can be measured in Kg, g. (S.No- 4)	Measuring units, real objects
Table - 13	1	Oral drill	----	Video/ Chart

**SUBJECT ENRICHMENT ACTIVITY : MEASURE YOURSELF
NOVEMBER**

Unit No. With Name	No. of Periods	Activities (According to curriculum guidelines)	Art Integration Activities	Teaching Aids
Chapter- 10 (Capacity)	6		Jugs and Mugs	Beakers , Cups etc.
Chapter -6 (Date , Day and Time)	12	Quiz	Calender/Clock making-Model (S.No-1.2.2)	Clock, Calendar , Flash cards.
Tables - 14 , 15	2	Oral drill	---	Video

**SUBJECT ENRICHMENT ACTIVITY :CLOCK MAKING
DECEMBER**

Unit No. With Name	No. of Periods	Activities (According to curriculum guidelines)	Art Integration Activities	Teaching Aids
Chapter-7 (Money)	10	Super Market (Page- 57)	Rupees and Paise-Let's go to market:Role play	Different articles for market, artificial money.
Chapter-11 (Fraction)	8	Bead game (page-64)	Fraction Pizza	Beads, green board Interactive whiteboard.

SUBJECT ENRICHMENT ACTIVITY : SUPER MARKET

JANUARY / FEBRUARY – Revision of entire syllabus and Class tests.

Note: Case Base question + Viva Voce + Mental Ability will be taken in Oral Paper.

MARCH - ANNUAL EXAMINATION

SCIENCE

OCTOBER

Lesson no/ Topic	No of periods	Teaching Aids/ Technology	Activities (according to curriculum guidelines)	Art Integration Activities + Subject Enrichment Activities
Lesson-6 Feeding habits of animals	8	i) E-smart board ii) Flash cards	1) Project - Paste 2-2 pictures of herbivorous, carnivorous, omnivorous animals in scrap file.	
Lesson -7 Birds and their nest (Reading of chapter and book exercise)	5	1) Model of Bird , Nests 2) E-smart board	1) Project :Paste pictures of 5 birds and their nests in scrap file 2) Group discussion- Birds	Diagram of birds and their nest. Make model of nest.

NOVEMBER

Lesson no/ Topic	No of periods	Teaching Aids/ Technology	Activities	Art Integration Activities
Lesson - 7	3	Green board	Question /answers and extra work of lesson 7	
Lesson- 8 (Food)	8	Real objects - Turnip,carrot, potato, ginger etc. E-smart board	1) Project- Paste 2- 2 pictures of underground stem and underground roots 2) Group discussion - Food	Diagram of underground stem and underground roots
Lesson-9 (Cooking habits)	8	Cooking utensils E-smart board	1) Project- Paste pictures of different cooking utensils by frying, steaming, boiling ,baking, direct heating in scrap	Diagram of cooking utensils

file.

DECEMBER

Lesson no/ Topic	No of periods	Teaching Aids/ Technology	Activities	Art Integration Activities
Lesson-10 (water)	8	E-smart board	1) Group discussion - Water	Poster on Save Water.

SUBJECT ENRICHMENT - Make poster to save water, Model of Nest.**JANUARY / FEBRUARY** : REVISION AND CLASS TESTS**MARCH** : ANNUAL EXAMINATION**Note:** Group Discussion, quiz, poster, scrap file and art integration activities will be assessed for final examination**SOCIAL SCIENCE****OCTOBER**

Lesson number & name	Number of Periods	Activities	Art Integration Activities	Teaching aids/technology
Lesson -8 Let Us Enjoy	7	Something to do		<ul style="list-style-type: none"> • Text book • Interactive board
Lesson-9 Our Homes	7		Make a diagram of any one type of house (S.No- 1.2.2)	<ul style="list-style-type: none"> • Interactive board • E-Smart board

NOVEMBER

Lesson number & name	Number of Periods	Activities	Art Integration Activities	Teaching aids/ technology
Lesson -10 Beautiful Homes	6	Something to do	Write 5 ways to keep your house neat & clean. (S.No- 1.4.1)	<ul style="list-style-type: none"> • Text book • E-Smart board
Lesson-11 Directions	5	Something to do	Diagram of Cardinal Directions (S.No- 1.1.8)	<ul style="list-style-type: none"> • Text book • Green board
Lesson-12 Conquering Distances (Only for discussion)	6	Something to do	Make a collage on Means of Transport (S.No- 1.3.1)	<ul style="list-style-type: none"> • Text book • Smart board • Chart of means of transport

DECEMBER

Lesson number & name	Number of Periods	Activities	Art Integration Activities	Teaching aids/ technology
Lesson -13 Closing Distances	6	Something to do	Draw flow chart of Means of Communications (S.No- 5.3.1)	<ul style="list-style-type: none"> Text book Smart board Notebook
Lesson -14 I am proud to be Indian	6		Draw beautifully National Flag , National Flower (S.No- 5.3.1) Scrap File of National Bird & National Anthem (S.No- 2.2.1)	<ul style="list-style-type: none"> Interactive board Text book Chart of National Symbols

JANUARY/FEBRUARY : REVISION OF ALL SYLLABUS

MARCH : ANNUAL EXAMINATION

ਵਿਸ਼ਾ- ਪੰਜਾਬੀ

ਅਕਤੂਬਰ:

ਪਾਠ/ ਵਿਸ਼ਾ	ਪੀਰੀਅਡ	ਗਤੀਵਿਧੀਆਂ	ਕਲਾਕ੍ਰਿਤੀ	ਅਧਿਆਪਨ ਸਮੱਗਰੀ
ਪਾਠ-9 ਇਨਾਮ	3	ਪੇਜ ਨੰ 51 ਦੀ ਗਤੀਵਿਧੀ ਕਰੋ		ਪੁਸਤਕ
ਪਾਠ-10 ਚਾਚਾ ਜੀ ਦਾ ਫਾਰਮ ਹਾਊਸ	3			ਪੁਸਤਕ, ਵੀਡੀਓ
ਵਿਆਕਰਨ ਪਾਠ-4 ਵਰਨ ਅਤੇ ਵਰਨਮਾਲਾ	2	ਵਰਨਮਾਲਾ ਸੰਬੰਧੀ ਵੀਡੀਓ ਦਿਖਾਉਣੀ	ਵਰਨਮਾਲਾ ਦੀ ਵਰਗ ਵੰਡ ਕਾਪੀ ਉੱਤੇ ਬਣਾਓ	ਪੁਸਤਕ
ਵਿਆਕਰਨ ਪਾਠ-5 ਲਿੱਪੀ	1			ਪੁਸਤਕ, ਵੀਡੀਓ
ਵਚਨ ਬਦਲੋ (1-10) ਦੂਸਰੀ ਲਾਈਨ	1			ਪੁਸਤਕ
ਲਿੰਗ ਬਦਲੋ- (1-10) ਦੂਸਰੀ ਲਾਈਨ, ਗਿਣਤੀ (26-50)	1	ਟੀਮ ਗੇਮ		ਪੁਸਤਕ
ਲੇਖ- ਮੋਰ	1	ਵਿਚਾਰ ਵਟਾਂਦਰਾ ਕਰਨਾ		ਪੁਸਤਕ

ਨਵੰਬਰ:

ਪਾਠ/ ਵਿਸ਼ਾ	ਪੀਰੀਅਡ	ਗਤੀਵਿਧੀਆਂ	ਕਲਾਕ੍ਰਿਤੀ	ਅਧਿਆਪਨ ਸਮੱਗਰੀ
ਪਾਠ-11 ਵਰਖਾ	3		ਕਵਿਤਾ ਉਚਾਰਨ	ਪੁਸਤਕ
ਪਾਠ-12 ਗੁਬਾਰੇ	3	ਵਿਸ਼ੇ ਸੰਬੰਧੀ ਵੀਡੀਓ ਦਿਖਾਉਣੀ	ਗੁਬਾਰੇ ਵਿੱਚ ਰੰਗ ਭਰੋ	ਪੁਸਤਕ, ਵੀਡੀਓ
ਪਾਠ-13 ਇੱਕ ਸੀ ਸ਼ੇਖ ਚਿਲੀ (ਮੌਖਿਕ)	1		ਅਣਡਿੱਠਾ ਪੈਰ੍ਹਾ	ਪੁਸਤਕ, ਵੀਡੀਓ
ਵਿਆਕਰਨ ਪਾਠ-6 ਲਗਾਂ	1	ਵਿਸ਼ੇ ਸੰਬੰਧੀ ਵੀਡੀਓ ਦਿਖਾਉਣੀ		ਪੁਸਤਕ, ਵੀਡੀਓ
ਅਸੁੱਧ ਸੁੱਧ (1-10 ਦੂਜੀ ਲਾਈਨ) ਵਿਰੋਧੀ ਸ਼ਬਦ (1-10 ਦੂਜੀ ਲਾਈਨ)	1			ਪੁਸਤਕ
ਅਰਜੀ/ ਪੱਤਰ- ਮਾਮਾ ਜੀ ਵੱਲੋਂ ਜਨਮਦਿਨ ਤੇ ਭੇਜੇ ਤੋਹਫੇ ਲਈ ਧੰਨਵਾਦ ਪੱਤਰ	1	ਪੱਤਰ ਦੀ ਭਾਗ ਵੰਡ ਸਮਝਾਉਣਾ		ਪੁਸਤਕ

ਦਸੰਬਰ:

ਪਾਠ/ ਵਿਸ਼ਾ	ਪੀਰੀਅਡ	ਗਤੀਵਿਧੀਆਂ	ਕਲਾਕ੍ਰਿਤੀ	ਅਧਿਆਪਨ ਸਮੱਗਰੀ
ਪਾਠ-14 ਤਾਰੇ	4	ਪੇਜ ਨੰ 84 ਕਰੋ	ਸੁੰਦਰ ਲਿਖਤ ਵਿੱਚ ਕਵਿਤਾ ਲਿਖੋ (S.No.5.3.4)	ਪੁਸਤਕ
ਪਾਠ-15 ਆਓ ਖੇਡੀਏ	4	ਲੋਕ ਖੇਡਾਂ ਬਾਰੇ ਵੀਡੀਓ ਦਿਖਾਉਣੀ		ਪੁਸਤਕ
ਮੁਹਾਵਰੇ (1-10) ਕੇਵਲ ਅਰਥ	1	ਸਹੀ ਅਰਥ ਦੱਸੋ।		ਪੁਸਤਕ, ਕਾਪੀ
ਲੇਖ- ਸਾਡਾ ਸਕੂਲ	1	ਵਿਚਾਰ ਵਟਾਂਦਰਾ ਕਰਨਾ		ਪੁਸਤਕ
ਅਰਜੀ/ ਪੱਤਰ-	1	ਪੱਤਰ ਦੀ ਭਾਗ ਵੰਡ		ਪੁਸਤਕ

ਜੁਰਮਾਨਾ ਮਾਫੀ ਲਈ ਬਿਨੈ ਪੱਤਰ		ਸਮਝਾਉਣਾ		
ਸੁਣਨ ਕਲਾ: (ਕੋਈ ਕਹਾਣੀ ਸੁਣਾ ਕੇ ਪ੍ਰਸ਼ਨ ਪੁੱਛਣੇ)	1			

ਜਨਵਰੀ / ਫਰਵਰੀ- ਕੀਤੇ ਗਏ ਕੰਮ ਦੀ ਦੁਹਰਾਈ ਤੇ ਨਿਯਮਕਾਲਕ ਪ੍ਰੀਖਿਆ

ਮਾਰਚ- ਦੂਜੀ ਛਿਮਾਹੀ ਪ੍ਰੀਖਿਆ

COMPUTER

OCTOBER

Chapter No./ Name of Chapter	No. of Periods	Lab Activities	Teaching Aids
Chapter – 5 Know the keyboard	9	1. Use of Special keys and their functions. 2. Difference between Delete & Backspace key.	E-Smart Board, Keyboard, WordPad

NOVEMBER

Chapter – 6 Using the Icons	9	1. Identify Desktop 2. Moving Icons & navigation through Mouse & Keyboard. 3. Familiarize with Maximize, minimize and restore buttons.	E-Smart Board, Stylus, Computer System.
--------------------------------	---	--	--

DECEMBER

Chapter -7 Let's Paint the World	9	1. Starting Tux Paint. 2. Observe components & Tools used in Tux Paint Window.	E-Smart Board, Stylus, Tux Paint
-------------------------------------	---	---	--

Activity : Draw one filled and unfilled shape in lab.

JANUARY

Chapter – 8 Use Safe: Precautions While Using Computers	6	1. Correct Posture while Using computer. 2. Do's and Don'ts of Computer lab.	E-Smart Board, Stylus, Computer System
--	---	---	--

FEBRUARY : REVISION + ORAL / PRACTICAL EXAMINATION

MARCH : ANNUAL EXAMINATION

VISUAL ART**OCTOBER**

Step By Step	Drawing file	No. of Periods	Teaching Aids	Activity
Page No. 25 to 28 Perspective Study	Tree Perspective	4	Colourful papers,fevicol	Flower Making

NOVEMBER

Step By Step	Drawing file	No. of Periods	Teaching Aids	Activity
Page No. 29,30,31,32 (Composition)	Draw and colour A city scape	6	Colourful charts, fevicol,sketches	Hand Puppets

DECEMBER

Step By Step	Drawing file	No. of Periods	Teaching Aids	Activity
Page No. 35,36,37,39,40 40 (cartoon study)	Draw and colour a land scape	6	Red glaze paper, glue , cotton , Ribbons etc.	Santa Clause

JANUARY/ FEBRUARY : REVISION OF ALL SYLLABUS
MARCH : ANNUAL EXAMINATION

GENERAL KNOWLEDGE**OCTOBER**

Unit No. Name	Activity
UNIT IV Art and Culture	1. Paste 4 pictures of Famous Musical Instruments with their musicians. 2. Write about current President of DAV CMC, Chairman, Regional Director and Manager of DAV Samana.

NOVEMBER

Unit No. Name	Activity
UNIT VI Sports and Games	1. Paste 5 pictures of famous Sports Personalities and write their names.
School Code of Conduct	Group discussion on the content from School Diary
House Information	Knowledge of all school houses

DECEMBER

Unit No. Name	Activity
UNIT V Math Magic + Current Affairs	1. Paste the pictures of mathematical shapes and write their names 2. Make any 5 Mathematical symbols and write their names.

JANUARY – FEBRUARY: REVISION ALL SYLLABUS

MARCH : ANNUAL EXAMINATION

धर्म शक्षा / नैतिक शक्षा

अक्तूबर

पाठ का नाम/ वषय	कालांश	गति व धर्याँ	सहायक सामग्री
पाठ-8 जब मै अकेली रह गई	2	अकेला रहने पर चर्चा	पुस्तक
पाठ-9 छोड़ो और आगे बढ़ो	1		पुस्तक व उदाहरण देकर
पाठ- 10 सबका साथ , मस्ती की बात	2	सब के साथ रहने पर चर्चा	पुस्तक

नवंबर

पाठ का नाम/ वषय	कालांश	गति व धर्याँ	सहायक सामग्री
पाठ-11 मेरी बेटी स्टेला	2	बेटी का महत्व बताना	पुस्तक
पाठ-12 मैने चुन लया	1	पाठ से संबंधित परिचर्चा.	पाठ्य पुस्तक

दिसंबर

पाठ का नाम/ वषय	कालांश	गति व धर्याँ	सहायक सामग्री
पाठ-13 ये वक्त भी गुजर जाएगा	1	प्रश्न कंठस्थ करवाना व बुलवाना	पुस्तक
आर्य समाज के नियम (3 से 5)	1	नियमों का उच्चारण करवाना	ई- स्मार्ट
गायत्री मन्त्र / डी ए वी गान	1	पाठ से संबंधित चार्ट बनाना	पुस्तक

जनवरी/फरवरी: करवाए गए पाठ्यक्रम की दोहराई

मार्च : वार्षिक परीक्षा

PERFORMING ART**OCTOBER – NOVEMBER**

Topic	No. of Days	Tools & Techniques	Teaching Aid
Tatkaar+Ekgum on Teen Taal eith Electronic Nagma	9	Demonstration with steps	With sound system
Hindi Children Somg	9	Demonstration	Harmonium

DECEMBER : Preparation for Winter Carnival**JAN/FEB : REVISION****MARCH : ANNUAL EXAMINATION**

फर से आना बापू जी
 (2 अक्टूबर)
 एक बार प्यारे भारत में
 फर से आना बापू जी।
 सत्य अहिंसा सदाचार का
 पाठ पढ़ाना बापू जी।।
 महज स्वदेशी का नारा है
 सारा माल वदेशी है।
 सन सैंतालीस से पहले की
 याद दिलाना बापू जी।।
 दाल - भात और कढ़ी चपाती
 घर का भोजन भूल गए।
 फास्ट - फूड के हुए दीवाने
 इन्हे बचपन बापू जी।।
 जात - पाँत और छुआ - छूत का
 रोग अभी तक बाकी है।
 कृपा करके मटा सको तो
 इसे मटाना बापू जी।।
 साथी जो गांधीवादी थे

एक एक कर चले गये |
 नई पौध मे देश- प्रम का
 भाव जगाना बापू जी | |
 - रामचरण सिंह

HEALTH & PHYSICAL EDUCATION

OCTOBER

Lesson-No/Topic	No of Period	Tool &Techniques	Teaching Aid
Warming up exercise	1	Physically	Body Movements
Game- Two dog & a Bite	1	Game Fundamental	Body Movements
Dumble–Exercise 1 To 3	2	Physically	Body Movements
Food & Nutrition Ques/ Ans 1to5	2	Demonstration	Visit Out Side

- Q1. What are the food items that we like most?
 Q2. What should we take wholesome diet?
 Q3. Why should we take wholesome diet?
 Q4. Why do we include various food items in our meals?
 Q5. How do we cross the road?

NOVEMBER

Lesson-No/Topic	No of Period	Tool &Techniques	Teaching Aid
Lesson-NoTopic	No of Period	Tool &Techniques	Teaching Aid
Safety& Security Ques/ Ans 6 to10	1	Demonstration	Chart
Game-Find the leader	1	Game Fundamental	Body Movements
Three leg Race	1	Physically	Body Movements
Dumble Exercise 4 To 6	2	Physically	Dumble show
Bhujangasana /Tarasana		Yoga Exercise	Body Movements/ Chart

- Q6. What can we do to keep ourselves safe and how?
 Q7. Who looks after you at home?
 Q8. How can we keep the toilet and ourselves clean?
 Q9. Why do we clean up after taking food?

Q10. How can we keep our surroundings clean before and after eating meals?

DECEMBER

Lesson-No/Topic	No of Period	Tool & Techniques	Teaching Aid
Social health/ Consumer health & sports services Ques/ Ans 1to10	1	Demonstration	Visit Outside
Lesson-No/Topic	No of Period	Tool & Techniques	Teaching Aid
Activities Ball Handling/ Catching	1	Activities Ball Handling/ Catching	Body Movements
Padam asana Hal asana	1	Yoga Exercise	Body Movements/ Chart
Dumble–Exercise 1 to 6	2	Physically	Dumble show
Game–Dodge ball	2	Demonstration	Play Ground

JANUARY+ FEBRUARY

: REVISION

MARCH

: ANNUAL EXAMINATION

Test Schedule

Day	Subject
Monday	English
Tuesday	Punjabi
Wednesday	Hindi
Thursday	Mathematics
Friday	Science
Saturday	Social Science

CALENDAR ACTIVITIES FOR SESSION 2023-24

Month	Activity
May	Non Fire Cooking food
July	Paper Craft
August	Rakhi Making
October	Collage on Healthy and Unhealthy food
November	Diwali Celebration(Diya Decoration)
January	Reading Contest

INTERNAL ASSESSMENT

Internal assessment is based mostly on core competencies desired in each subject. Under each competency, parameters/tools to be used to test the competency are mentioned below.

LANGUAGES	
COMPETENCIES	ASSESSMENT PARAMETERS
LISTENING & SPEAKING SKILL(10)	LISTENING TASKS (based on listening to recorded material/audio for gist, specific details, understanding, analysis, inference, to draw conclusions, to report/communicate, to sequence, to find purpose, to understand vocabulary, to draw a road map/picture, to act or follow, etc.)
	CONVERSATION (interviews, telephonic conversation, panel discussions, pair/group discussions, circle time, interactive activities, etc.)
	PHONICS (poem recitation, paragraph narration, word pronunciation, stress, intonation, pauses, tone, etc.)
	LANGUAGE FUNCTIONS (suggesting, advising, seeking/giving permissions, refusing/agreeing, offering, complaining, requesting, complimenting, apologising, ordering, etc.)
	PRESENTATION (topic presentation, picture description, story-telling, extempore, debate, radio show, advertisements, newsroom, role play, class assembly, etc.)
READING SKILL (5)	READING COMPREHENSION (reading for central idea, cause-effect, similarity & difference, predicting, fact & opinion, drawing conclusions, character analysis, creating concept maps/flow charts/graphic organisers, etc.)
	VOCABULARY & DICTIONARY USE (new words, synonyms, antonyms, idioms and their usage in sentences)
	LOUD READING (with focus on rhyme, rhythm, pronunciation, word & sentence stress, pauses, etc.)
WRITING SKILL & LANGAUGE CONVENTIONS (5)	CREATIVE WRITING (based on verbal or visual stimulus, sentence formation, paragraph drafting, describing an object/place/person/event, story writing, etc. using creativity, coherence, cohesion and appropriate sentence starters)
	GRAMMAR (games, activities and worksheets - contextual use of grammar for editing, fill-ups, cloze text, etc.)
	VOCABULARY & DICTIONARY USE (new words, synonyms, antonyms,

	idioms & proverbs, contextual usage in sentences)
	SPELLING (puzzles, worksheets, activities and games to learn spelling)
PORTFOLIO (5)	NOTEBOOK PRESENTATION & CORRECTION WORK
	ART INTEGRATED SUBJECT ENRICHMENT ACTIVITIES
	CLASS TEST/ORAL TEST/ VERBAL REASONING QUIZ
PROJECT (5)	PROJECT & VIVA
GOOD READER	(0/1/2/3/4 marks)*
BONUS	<i>For details, please see annexure</i>
English Book for Reader Bonus Points	Social Well Being (1st and 2nd Term)

हिंदी भाषा

दक्षता एवं कौशल	आंतरिक मूल्यांकन मापदंड
श्रवण और वाचनकौशल(10)	सुनने के कार्य (रिकॉर्ड की गई सामग्री/ सार के लिए ऑडियो सुनने के आधार पर, व शष्ट ववरण, समझ, वश्लेषण, अनुमान, निष्कर्ष निकालना, रिपोर्ट करना / संवाद करना, अनुक्रम करना, उद्देश्य खोजना, शब्दावली को समझना, रोडमैप/ चत्र बनाना, कार्य करना या अनुसरण करना, आदि)
	संभाषण (साक्षात्कार, टेलीफोनिक) वार्तालाप, पैनल चर्चा, जोड़ी/ समूह चर्चा, मंडली का समय, संवादात्मक गति व धर्याँ, आदि)
	ध्वनि वदर्या (क वता पाठ, अनुच्छेद कथन, शब्द उच्चारण, तनाव, स्वर, वराम, आदि)
	भाषा कार्य (सुझाव देना, सलाह देना, अनुमति मांगना / देना, मना करना/ सहमत होना, पेशकश करना, शकायत करना, अनुरोध करना, प्रशंसा करना, माफी मांगना तथा आदेश देना, आदि)

	प्रस्तुतिकरण (वषय प्रस्तुति, चत्र ववरण, कहानी-कथन, आशुभाषण, वाद- ववाद, रे डयोशो, वज्ञापन, न्यूजरूम, रोलप्ले,
पठन कौशल (5)	पढने की समझ (केंद्रीय वचार, कारण-प्रभाव, समानता और अंतर के लए पढना, भ वष्यवाणी करना, तथ्य और राय, निष्कर्ष निकालना, चरित्र वश्लेषण, अवधारणा मान चत्र/ प्रवाह चार्ट/ चत्रोपमा करना या बनाना, आदि)
	शब्दावली और शब्दकोश का उपयोग (नए शब्द, समानार्थक शब्द, वलोम, मुहावरे और वाक्यों में उनका प्रयोग)
	उच्च पठन (गद्य व पद्य पठन के दौरान लय-ताल, छंद, आरोह- अवरोह, तुक बंदी आदि के उच्चारण में वशेष ध्यान देना आदि)
लेखन कौशल (5)	रचनात्मक लेखन (मौ खक या दृश्य वषय के आधार पर, वाक्य रचना, अनुच्छेद प्रारूपण, कसी वस्तु/ स्थान/ व्यक्ति/ घटना का वर्णन, कहानी लेखन, आदि। रचनात्मकता, सुसंगतता, सामंजस्यता और उपयुक्त वाक्य शुरुआत का उपयोग करके)
	व्याकरण (खेल, गति व धर्यों और कार्यपत्रकों के प्रासंगक उपयोग संपादन के लए व्याकरण, रिक्त-स्थान पूर्ति परीक्षण संबंधी आदि)
	शब्दावली और शब्दकोश का उपयोग (नए शब्द, समानार्थक शब्द, वलोम, मुहावरे और कहावतें, वाक्यों में प्रासंगक उपयोग)
	वर्तनी (वर्तनी सीखने के लए पहली दु वधा, कार्यपत्रक, गति व धर्याँ और खेल)
पोर्टफो लयो (5)	टिप्पणी पुस्तिका (Note book) प्रस्तुतिकरण और सुधार कार्य।
	कला एकीकृत वषय संवर्धन गति व धर्याँ।
	कक्षा परीक्षण/मौ खक परीक्षण/मौ खक तर्क प्रश्नोत्तरी।

परियोजना कार्य(5)	परियोजना कार्य एवं साक्षात्कार।
उत्तम पाठक लाभान्श	(0/1/2/3/4 अंक)*

ਪੰਜਾਬੀ ਭਾਸ਼ਾ

ਕੌਸ਼ਲ	ਭਾਸ਼ਾ ਮੁਲਾਂਕਣ ਦਾ ਮਾਪਦੰਡ
ਸੁਣਨ ਤੇ ਬੋਲਣ ਕੌਸ਼ਲ 10	ਸੁਣਨ ਦੇ ਕੰਮ:- (ਰਿਕਾਰਡ ਕੀਤੀ ਗਈ ਸਮੱਗਰੀ / ਸਾਰ ਦੇ ਲਈ ਆਡੀਓ ਸੁਣਨ ਦੇ ਅਧਾਰ ਤੇ, ਸਮਝ, ਵਿਸ਼ਲੇਸ਼ਣ, ਅਨੁਮਾਨ, ਸਿੱਟੇ ਕੱਢਣ ਲਈ, ਰਿਪੋਰਟ ਕਰਨਾ/ਸੰਵਾਦ ਕਰਨਾ, ਅਨੁਕ੍ਰਮ ਕਰਨਾ, ਉਦੇਸ਼ ਲੱਭਣਾ, ਸ਼ਬਦਾਵਲੀ ਨੂੰ ਸਮਝਣਾ, ਰੋਡ ਮੈਪ/ਚਿੱਤਰ ਬਣਾਉਣਾ, ਕੰਮ ਕਰਨਾ ਜਾਂ ਪਾਲਣਾ ਕਰਨਾ ਆਦਿ)
	ਗੱਲਬਾਤ:- ਇੰਟਰਵਿਊ, ਟੈਲੀਫੋਨ ਰਾਹੀਂ ਗੱਲਬਾਤ) ਵਾਰਤਾਲਾਪ, ਪੈਨਲ ਰਾਹੀਂ ਚਰਚਾ, ਸਮੂਹ ਚਰਚਾ, ਇੰਟਰਐਕਟਿਵ ਗਤੀਵਿਧੀਆਂ ਆਦਿ।
	ਧੁਨੀ ਵਿਗਿਆਨ :- ਕਵਿਤਾ ਪਾਠ, ਅਨੁਛੇਦ ਕਥਨ, ਸ਼ਬਦ ਉਚਾਰਨ, ਜੋਰ, ਸਵਰ, ਵਿਰਾਮ ਆਦਿ
	ਭਾਸ਼ਾ ਕੰਮ :- ਸੁਝਾਅ ਦੇਣਾ, ਸਲਾਹ ਦੇਣਾ, ਸਹਿਮਤੀ ਮੰਗਣਾ/ਦੇਣਾ, ਮਨੁੱਖਾਂ ਕਰਨਾ/ਸਹਿਮਤ ਹੋਣਾ, ਪੇਸ਼ਕਸ਼ ਕਰਨਾ, ਸ਼ਿਕਾਇਤ ਕਰਨਾ, ਪ੍ਰਸ਼ੰਸਾ ਕਰਨਾ, ਮਾਫੀ ਮੰਗਣਾ ਅਤੇ ਆਦੇਸ਼ ਦੇਣਾ ਆਦਿ।
	ਪ੍ਰਸਤੁਤੀਕਰਨ:- ਵਿਸ਼ੇ ਦੀ ਪ੍ਰਸਤੁਤੀ, ਤਸਵੀਰ ਵਰਣਨ, ਕਹਾਣੀ ਸੁਣਾਉਣੀ, ਵਾਦ-ਵਿਵਾਦ, ਰੇਡੀਓ ਸ਼ੋਅ, ਵਿਗਿਆਪਨ, ਨਿਊਜ਼ਰੂਮ, ਰੋਲ-ਪਲੇਅ ਆਦਿ।
ਪੜ੍ਹਨ ਕੌਸ਼ਲ 5	ਪੜ੍ਹਨ ਦੀ ਸਮਝ:- (ਕੇਂਦਰੀ ਵਿਚਾਰ ਲਈ ਪੜ੍ਹਨਾ, ਕਾਰਨ ਪ੍ਰਭਾਵ, ਸਮਾਨਤਾ ਅਤੇ ਅੰਤਰ ਦੇ ਲਈ ਪੜ੍ਹਨਾ, ਭਵਿੱਖਬਾਣੀ ਕਰਨਾ, ਤੱਥ ਤੇ ਰਾਏ, ਸਿੱਟਾ ਕੱਢਣਾ, ਚਿੱਤਰ ਵਿਸ਼ਲੇਸ਼ਣ, ਮਾਨ ਚਿੱਤਰ/ ਪ੍ਰਵਾਹ ਚਾਰਟ/ ਗ੍ਰਾਫਿਕ ਆਯੋਜਕ ਬਣਾਉਣਾ ਆਦਿ)
	ਸ਼ਬਦਾਵਲੀ ਅਤੇ ਸ਼ਬਦਕੋਸ਼ ਦਾ ਉਪਯੋਗ :- (ਨਵੇਂ ਸ਼ਬਦ, ਸਮਾਨਾਰਥਕ ਸ਼ਬਦ, ਵਿਰੋਧੀ ਸ਼ਬਦ, ਮੁਹਾਵਰੇ ਤੇ ਅਖਾਣ, ਵਾਕਾਂ ਵਿੱਚ ਵਰਤੋਂ)
	ਉੱਚੀ ਅਵਾਜ਼ ਵਿੱਚ ਪੜ੍ਹਨ:- (ਕਵਿਤਾ ਵਿੱਚ ਲੈਅ-ਤਾਲ, ਛੰਦ, ਅਰੋਹ- ਵਿਰੋਹ, ਤੁਕਬੰਦੀ ਆਦਿ ਦੇ ਉਚਾਰਨ ਵੱਲ ਵਿਸ਼ੇਸ਼ ਧਿਆਨ ਦੇਣਾ ਆਦਿ)
	ਰਚਨਾਤਮਕ ਲੇਖਣ:- (ਮੌਖਿਕ ਜਾਂ ਦਿਖ ਉਤੇਜਨਾ ਦੇ ਅਧਾਰਤ, ਵਾਕ ਰਚਨਾ, ਅਨੁਛੇਦ ਤਿਆਰ ਕਰਨਾ, ਕਿਸੇ ਵਸਤੂ/ਸਥਾਨ/ਵਿਅਕਤੀ/ਘਟਨਾ ਦਾ ਵਰਣਨ, ਕਹਾਣੀ ਲਿਖਣਾ ਆਦਿ। ਰਚਨਾਤਮਕਤਾ,

ਲਿਖਣ ਕੌਸ਼ਲ 5	ਤਾਲਮੇਲ, ਉਚਿਤ ਵਾਕਾਂ ਦਾ ਉਪਯੋਗ ਕਰਕੇ)
	ਵਿਆਕਰਨ:- ਖੇਡ, ਗਤੀਵਿਧੀ ਅਤੇ ਵਰਕਸ਼ੀਟ ਦੀ ਪ੍ਰਸੰਗਿਕ ਵਰਤੋਂ ਦੇ ਲਈ ਵਿਆਕਰਨ , ਖਾਲੀ ਥਾਵਾਂ ਭਰੇ ਸੰਬੰਧੀ ਪ੍ਰੀਖਿਆ ਆਦਿ।
	ਸ਼ਬਦਾਵਲੀ ਅਤੇ ਸ਼ਬਦਕੋਸ਼ ਦਾ ਉਪਯੋਗ :- (ਨਵੇਂ ਸ਼ਬਦ , ਸਮਾਨਾਰਥਕ ਸ਼ਬਦ , ਵਿਰੋਧੀ ਸ਼ਬਦ , ਮੁਹਾਵਰੇ ਤੇ ਅਖਾਣ, ਵਾਕਾਂ ਵਿੱਚ ਵਰਤੋਂ)
	ਵਰਤਨੀ:- (ਪਹੇਲੀਆਂ , ਵਰਕਸ਼ੀਟ , ਗਤੀਵਿਧੀਆਂ ਤੇ ਖੇਡ ਰਾਹੀਂ ਸਿੱਖਣਾ)
ਪੋਰਟਫੋਲੀਓ 5	ਕਾਪੀ ਦਾ ਕੰਮ ਅਤੇ ਸੁਧਾਰ ਕੰਮ
	ਕਲਾ ਇਕੱਤਰਤਾ ਤੇ ਵਿਸ਼ਾ ਸੰਸ਼ੋਧਨ ਗਤੀਵਿਧੀ
	ਜਮਾਤ ਟੈਸਟ / ਮੌਖਿਕ ਟੈਸਟ / ਮੌਖਿਕ ਤਰਕ ਪ੍ਰਸ਼ਨੋਤਰੀ
ਪ੍ਰੋਜੈਕਟ 5	ਪ੍ਰੋਜੈਕਟ

SCIENCE

COMPETENCIES	ASSESSMENT PARAMETERS
CRITICAL THINKING & EVALUATION (5)	GROUP DISCUSSION/SYMPOSIUM (GROUP)
	DEBATE/ELOCUTION/EXTEMPORE (INDIVIDUAL)
PROBLEM SOLVING & INFERENCE (5)	EXPERIMENT/PRACTICAL DEMO/LAB ACTIVITY
	FIELD STUDY – SURVEY/INTERVIEW/QUESTIONNAIRE/
	INVESTIGATIVE TRIP/NATURE WALK
	PUZZLES/QUIZ/ORAL TESTS/MCQs BASED ON
COLLABORATION & CREATIVE THINKING (5)	LOGICAL REASONING & CASE-BASED STUDY
	SCIENCE EXHIBITION/STEM LAB
	MODEL/CHART/PPT WITH DEMO/PRESENTATION
	POSTERS/INFOGRAPHICS/MINDMAPS/FLOWCHARTS/WALL MAGAZINE

VALUE/ETHICAL APPLICATION OF CONCEPTS (5)	VALUE BASED ACTIVITY/PRESENTATION/STORY TELLING/ROLE PLAY/AWARENESS CAMPAIGN/ PREVENTION DRIVES/TREE PLANTATION/ VACCINATION DRIVE ETC.
PROJECT & VIVA (5)	RESEARCH PROJECT
	VIVA VOCE
PORTFOLIO (5)	NOTEBOOK, FILE PRESENTATION & DIAGRAMS
	ASSIGNMENTS AND WORKSHEETS
	ART INTEGRATED SUBJECT ENRICHMENT ACTIVITIES
SOCIAL SCIENCE	
COMPETENCIES	ASSESSMENT PARAMETERS
CRITICAL THINKING & EVALUATION (5)	GROUP DISCUSSION/SEMINAR/SYMPOSIUM/MOCK UN/ GRAM SABHA/GRAM PANCHAYAT/RWA/ELECTIONS (GROUP)
	DEBATE/ELOCUTION/EXTEMPORE/PRESENTATION (INDIVIDUAL)
PROBLEM SOLVING & INFERENCE (5)	FIELD STUDY – SURVEY/INTERVIEW/QUESTIONNAIRE/INVESTIGATIVE TRIP
	CASE-BASED STUDY/QUIZ/MCQs/ORAL TESTS/HOTS
COLLABORATION & CREATIVE THINKING (5)	MODEL/CHART/PPT PRESENTATION/DEMO/EXHIBITION
	POSTERS/INFOGRAPHICS/MINDMAPS/FLOWCHARTS/MONOGRAPHS
VALUE/ETHICAL APPLICATION OF CONCEPTS (5)	VALUE BASED ACTIVITY/PRESENTATION/ROLE PLAY/ STORYTELLING
	COMMUNITY SOCIAL WORK – DONATION DRIVE IN ORPHANAGE/ OLD AGE HOME/BLIND SCHOOL/ HOME FOR DIFFERENTLY ABLED/ CLEANLINESS DRIVE/SAVE MONUMENTS DRIVE/EACH ONE-TEACH ONE/ ADULT EDUCATION/CHILD LABOUR ETC. AWARENESS CAMPAIGNS ETC.
PORTFOLIO (5)	NOTEBOOK/FILE PRESENTATION & MAP WORK
	ASSIGNMENTS AND WORKSHEETS
	ART INTEGRATED SUBJECT ENRICHMENT ACTIVITIES
PROJECT & VIVA (5)	RESEARCH PROJECT
	VIVA VOCE

MATHEMATICS

COMPETENCIES	ASSESSMENT PARAMETERS
EVALUATION & INFERENCE (5)	CASE-BASED QUESTIONS/WORD PROBLEMS/HOTS
CRITICAL THINKING & PROBLEM SOLVING (5)	COMPUTATION & DEDUCTION
	PUZZLES/QUIZZES BASED ON CODING-DECODING/ SEQUENCING/MENTAL ABILITY/NON-VERBAL REASONING/
	GRAPHIC-BASED/PATTERN/SERIES ETC.
COLLABORATION & CREATIVE THINKING (5)	GROUP/INDIVIDUAL PROJECT & VIVA
	MODEL/CHART/PPT PRESENTATION/DEMO/POSTERS/ INFOGRAPHICS/ MINDMAPS/FLOWCHARTS/EXHIBITION
VALUE/ETHICAL APPLICATION OF CONCEPTS (5)	APPLICATION OF CONCEPTS OF MATHS IN REAL LIFE
	VALUE BASED ACTIVITY/PRESENTATION/ROLE PLAY/STORY TELLING
PORTFOLIO (5)	NOTEBOOK PRESENTATION, ASSIGNMENTS AND WORKSHEETS
	MATHS LAB/ART INTEGRATED SUBJECT ENRICHMENT ACTIVITIES
PROJECT & VIVA (5)	RESEARCH PROJECT
	VIVA VOCE

DETAILED INTERNAL ASSESSMENT

Language I-English	Language II-Hindi	Language III- sanskrit/german/French/punjabi
Skills/Competencies	Skills/Competencies	Skills/Competencies
Listening Skills (5)	Listening Skills (5)	Listening Skills (5)
Speaking Skill (5)	Speaking Skill (5)	Speaking Skill (5)
Reading Skill (5)	Reading Skill (5)	Reading Skill (5)
Writing Skill & Language (Vocab,Spelling,Grammar) (5)	Writing Skill & Language (Vocab,Spelling,Grammar) (5)	Writing Skill & Language (Vocab,Spelling,Grammar) (5)
Project & Viva (5)	Project & Viva (5)	Project & Viva (5)
Portfolio(Notebook & SEA)	Portfolio(Notebook &	Portfolio(Notebook & SEA) (5)

(5)	SEA) (5)	
Reading Bonus(0/1/2/3/4)	Reading Bonus(0/1/2/3/4)	-
TOTAL (30)	TOTAL (30)	TOTAL (30)

Social Science	Science	Mathematics
Skills/competencies	Skills/competencies	Skills/competencies
Critical Thinking & Evaluation (5)	Critical Thinking & Evaluation (5)	Critical Thinking & Evaluation (5)
Problem Solving (5)	Problem Solving (5)	Problem Solving (5)
Collaboration & Creative Thinking (5)	Collaboration & Creative Thinking (5)	Collaboration & Creative Thinking (5)
Value/Ethical Application (5)	Value/Ethical Application (5)	Value/Ethical Application (5)
Project & Viva (5)	Project & Viva (5)	Project & Viva (5)
Portfolio(Notebook & SEA) (5)	Portfolio(Notebook & SEA) (5)	Portfolio(Notebook & SEA) (5)
TOTAL (30)	TOTAL (30)	TOTAL (30)

COMPUTER

Evaluation Criteria For Both Terms

Practical Activity 1 (10 Marks)	Practical Activity 2 (10 Marks)	Practical1 Activity 3 (10 Marks)	Practical Activity 4,5 (05+05=10Marks)	Marks of Two Best Activities (10+10=20)	Short Practical 2 (10) + Long Practical 1 (10) + Viva (10) = 30 Marks (Oral / Practical Examination)	Total Marks = 50 Monthly Activities (20) + Oral / Practical Examination (30)
------------------------------------	------------------------------------	-------------------------------------	---	--	---	---

Students will be awarded grades as Computer / ICT is a Co-Scholastic Subject)

8-POINT GRADING SCALE FOR SCHOLASTIC AREAS

A1	A2	B1	B2	C1	C2	D	E
91-100	81-90	71-80	61-70	51-60	41-50	33-40	32 & BELOW

HEALTH & PHYSICAL EDUCATION
CLEANLINESS (HAIR, HANDS, FACE, SHOES & UNIFORM)
SEWA PROJECT
SPORTS & GAMES
YOGA
VISUAL & PERFORMING ARTS
ART, CRAFT, PAINTING, SCULPTURE
MUSIC, DANCE, THEATRE, DRAMA

5-POINT GRADING SCALE FOR CO-SCHOLASTIC AREAS

A1	A2	B1	B2	C
HIGHLY COMPETENT	QUITE CAPABLE	PERFORMS SATISFACTORILY	TRYING WELL	CAN DO BETTER

FOR GOOD READER BONUS SCHEME**Classes 3 to 7**

Class	Sl. No.	Name of the books	
3 rd	1.	Malgudy Days	1 st Term
	2.	The Jungle book	
	1.	Sarojini Naidu- Biography	2 nd Term
	2.	Treasure Island (Fairy Tales)	
4 th	1.	Subhash Chandra Bose-Biography	1 st Term
	2.	To the Rescue	2 nd Term
	1.	Gulliver Travels	
	2.	The Merchant of Venice	
5 th	1.	The Adventures of Tom Sawyer	1 st Term
	2.	Rabindranath Tagore-Biography	2 nd Term
	1.	Swami and Friends	
	2.	Great Expectations	
6 th	1.	Steve Jobs-Biography	1 st Term
	2.	Tashi – Series	2 nd Term
	1.	Tashi and the Mixed -up Monster	
	2.	Exam Warriors`	
7 th	1.	Swami Vivekanand-Biography	1 st Term
	2.	The Famous Five Series- by Enid Blyton	2 nd Term
	1.	Tashi and the Mixed -up Monster	
	2.	Exam Warriors	

GOOD READERS BOOK LIST OF HINDI

Classes 3 to 7

Class	Sl. No.	Name of the books	Term
3 rd	1.	भक्त प्रह्लाद	1 st Term
	2.	श्रमदान का महत्त्व	2 nd Term
4 th	1.	शिक्षा प्रद कहानियाँ	1 st Term
	2.	मेरे देश के महान बालक	2 nd Term
5 th	1.	अच्छे बच्चे सीधे बच्चे	1 st Term
	2.	स्वामी श्रद्धानन्द	2 nd Term
6 th	1.	साहसी बाल कथाएँ	1 st Term
	2.	लाला लाजपतराय	2 nd Term
7 th	1.	पंचतंत्र की कहानियाँ	1 st Term
	2.	महर्षि दयानंद जी की शिक्षाएँ	2 nd Term



ओ३म्
DAV PUBLIC SCHOOL SAMANA
(SENIOR SECONDARY)
 CBSE AFFILIATED-1630571



MEDICAL PLANNER FOR CLASSES
LKG to 3rd (JUNIOR)
SESSION: 2023-24



MONTH	TOPICS
APRIL	Happy & Healthy Buddies.
MAY	Injury & Violence
JUNE	Make your brushing Chart (Homework)
JULY	Over Weight & Obesity (Check Your Plate)
AUGUST	“Environment & Health”
SEPTEMBER	Child Fears
OCTOBER	Healthy Tiffin Competition
NOVEMBER	Noise Pollution
DECEMBER	Fitness Matters, Wellness Works
JANUARY	Learning Style.
FEBRUARY	Child Safety & Protection
MARCH	Know your Body Parts (Doll Bath Activity)

School Medical Officer

Principal Mohan Lal Sharma

आर्य पर्व (2023-24)

क्रम संख्या	तिथि	दिन	पर्व
1.	10 अप्रैल 2023	सोमवार	आर्य समाज स्थापना दिवस / सत्र का शुभारम्भ हवन से
2.	19 अप्रैल 2023	बुधवार	महात्मा हंसराज जन्म दिवस
3.	26 अप्रैल 2023	बुधवार	पंडित गुरुदत्त वदयार्थी जन्म दिवस
4.	01 जून 2023	वीरवार	डी.ए.वी. स्थापना दिवस
5.	14 सितंबर 2023	वीरवार	गुरु वरजानंद पुण्यतिथि
6.	05 अक्टूबर 2023	वीरवार	स्वामी वरजानंद जयंती
7.	15 अक्टूबर 2023	रविवार	महात्मा आनंद स्वामी जन्म दिवस
8.	21 अक्टूबर 2023	शनिवार	रामचंद्र छत्रपति ब लदान दिवस
9.	24 अक्टूबर 2023	मंगलवार	महात्मा आनंद स्वामी पुण्यतिथि
10.	12 नवंबर 2023	रविवार	ऋषि निर्वाणोत्सव
11.	14 नवंबर 2023	मंगलवार	स्वामी दयानंद वरजानंद की कुटिया
12.	14 नवंबर 2023	मंगलवार	महात्मा हंसराज पुण्यतिथि
13.	19 दिसंबर 2023	मंगलवार	पंडित राम प्रसाद बिस्मिल ब लदान दिवस
14.	23 दिसंबर 2023	शनिवार	स्वामी श्रद्धानंद ब लदान दिवस
15.	1 जनवरी 2024	सोमवार	नव वर्ष के आगमन पर शुभकामनाएँ एवं हवन।
16.	12 जनवरी 2024	शुक्रवार	स्वामी ववेकानंद जयंती
17.	28 जनवरी 2024	रविवार	लाला लाजपतराय जयंती
18.	12 फरवरी 2024	सोमवार	ऋषि दयानंद सरस्वती जन्म दिवस
19.	21 फरवरी 2024	बुधवार	मुनिश्वरानंद पुण्यतिथि
20.	8 मार्च 2024	शुक्रवार	ऋषि बोधोत्सव
21.	19 मार्च 2024	मंगलवार	पंडित गुरुदत्त वदयार्थी पुण्यतिथि
22.	9 अप्रैल 2024	मंगलवार	हिंदू नव वर्ष पर हवन ।

Important Days (Awareness)**Session 2023-24****APRIL**

<u>S.No</u>	<u>Date</u>	<u>Day</u>		<u>Celebration</u>
1.	4th April 2023	Tuesday	Mahavir Jayanti	Awareness
2.	6th April,2023	Thursday	Hanuman Jayanti	Awareness
3.	7th April,2023	Friday	World Health Day/ Good Friday	Awareness
4.	10th April,2023	Monday	Arya Samaj Sathapana Diwas,	HawanYajna , Speech By House
5.	13th April,2023	Thursday	Jallianwala Bagh Massacre	Awareness
6.	14th April,2023	Friday	Baisakhi /Dr. B.R. Ambedkar Jayanti	Awareness
7.	18th April,2023	Tuesday	World Heritage Day	Awareness By Social Science Faculty
8.	19th April,2023	Wednesday	Mahatma Hans Raj Jayanti	Tribute By Running House
9.	21st April 2023	Friday	National Civil Service Day (India)	Awareness
10.	22nd April,2023	Saturday	World Earth Day/ Eid Ul Fitre	Awareness
11.	23rd April,2023	Sunday	World Book Day/ English language day	Awareness

12.	25 th April,2023	Tuesday	World Malaria Day	Awareness
13.	29 th April,2023	Saturday	International Dance Day	Awareness

May

<u>S.No</u>	<u>Date</u>	<u>Day</u>	<u>Day</u>	<u>Celebration</u>
1.	1 st May,2023	Monday	International Labour Day	Activity of Grade-D By House +Classes 11 th & 12 th
2.	2 nd May,2023	Tuesday	World Asthma day	Awareness
3.	3 rd May,2023	Wednesday	World Press Freedom Day	Awareness
4.	5 th May 2023	Friday	Budh Purnima	Speech
5.	7 th May,2023	Sunday	World Athletics Day, World Laughter Day	Awareness
6.	8 th May,2023	Monday	World Red Cross Day	Speech By House
7.	9 th May 2023	Tuesday	Rabindra Nath Tagore Jayanti	Awareness
8.	11 th May,2023	Thursday	National Technology Day	Awareness
9.	14 th May,2023	Sunday	Mothers day	Awareness
10.	21 st May,2023	Sunday	National Anti Terrorism Day	Awareness
11.	22 nd May,2023	Monday	International Biodiversity Day	Awareness (class 11 th Biology)

12.	31 st May,2023	Wednesday	World No Tobacco Day/Anti Tobacco Day	Speech By House+ Poster Making by Class 10 th & 11 th
-----	---------------------------	-----------	---------------------------------------	---

JUNE

<u>S.No</u>	<u>Date</u>	<u>Day</u>		<u>Celebration</u>
1.	1 st June,2023	Thursday	DAV Foundation Day- (HawanYajna) /Global Day of Parents	Hawan
2.	4 th June, 2023	Sunday	Sant Kabir Jayanti	Awareness
3.	5 th June,2023	Monday	World Environment Day	Speech
4.	7 th June,2023	Wednesday	World Food Safety Day	Awareness
5.	12 th June,2023	Monday	Anti Child Labour Day	Awareness
6.	14 th June,2023	Wednesday	World Blood Donor Day	Awareness
7.	16 th June,2023	Friday	Martyrdom day of Shru Guru Arjan Dev ji	Awareness
8.	18 th June,2023	Sunday	Father's Day	Speech
9.	21 st June,2023	Wednesday	International Yoga Day World Music Day	(Celebration by NCC Cadets) Celebration by Music Department
10.	23 rd June,2023	Sunday	Global Day of Parents	Awareness
11.	26 th June 2023	Monday	International Anti drug day	Awareness
12.	29 th June,2023	Thursday	Bakrid	Awareness

July

<u>S.No</u>	<u>Date</u>	<u>Day</u>		<u>Celebration</u>
1.	1 st July,2023	Saturday	National Doctor's Day	Awareness
1	11 th July,2023	Tuesday	World Population Day	Awareness
2	15 th July,2023	Saturday	World Youth Skill Day	Awareness
3	26 th July,2023	Wednesday	Kargil Vijay Diwas / International day of conservation of the mangrove ecosystem	Awareness Speech /Expert talk
4	28 th July,2023	Friday	World Hepatitis Day	Awareness
5	31 st July,2023	Monday	Martyrdom Day Of Saheed Udam Singh Ji (Tribute by Running House)	Awareness

AUGUST

<u>Sr.No</u>	<u>Date</u>	<u>Day</u>		<u>Celebration</u>
1	12 th August ,2023	Saturday	World Youth Day	Awareness
2.	15 th August ,2023	Tuesday	Independence Day	Celebration
3	19 th August ,2023	Saturday	World Photography day	Awareness +Speech
4	20 th August ,2023	Sunday	National Sadhbhavna Diwas	Awareness
5	21 th August ,2023	Monday	World Senior Citizen Day	Awareness
6	26 th August ,2023	Saturday	Women Equality Day	Awareness

7	29 th August, 2023	Tuesday	National Sports Day	Awareness
8	30 th August, 2023	Wednesday	Raksha Bandhan (Rakhi)	Celebration
9.	31 st August, 2023	Thursday	Sanskrit Diwas	Awareness

SEPTEMBER

<u>S.No</u>	<u>Date</u>	<u>Day</u>		<u>Celebration</u>
1	5 th Sep, 2023	Tuesday	Teachers Day (Guru Utsav)	Celebration By Running House
2	6 th Sep, 2023	Wednesday	Janamashtmi	Celebration By Running House
3	8 th Sep, 2023	Friday	International Literacy day	Awareness + Speech
4	14 th Sep, 2023	Thursday	Hindi Diwas	Speech and Celebration by Hindi Department
5	15 th Sep, 2023	Friday	International Democracy Day / Engineer's day	Awareness
6	16 th Sep, 2023	Saturday	World Ozone Preservation Day	Awareness
7	21 th Sep, 2023	Thursday	International Peace Day	Awareness
8	27 th Sep, 2023	Wednesday	World Tourism Day	Awareness
9	29 th Sep, 2023	Friday	World Heart Day	Awareness

OCTOBER

<u>S.No</u>	<u>Date</u>	<u>Day</u>		<u>Celebration</u>
1.	2 nd Oct, 2023	Monday	Mahatama Gandhi Jayanti & Non Violence Day / Lal Bahadur Jayanti	Tribute by Houses

2.	4 th Oct,2023	Wednesday	World Animal Welfare Day	Awareness
3.	8 th Oct,2023	Sunday	Indian Air Force Day	Awareness
4.	10 th Oct, 2023	Tuesday	World Mental Health Day	Awareness
5.	11 th Oct,2023	Wednesday	International Girl Child Day / Prakash Purab of Shri Guru Ram Dass Ji	Awareness+Speech
6.	15 th Oct,2023	Sunday	World Students Day	Awareness
7.	16 th Oct, 2023	Monday	World Food day & Janam Diwas of Banda Singh Bahadur ji	Awareness
8.	24 th Oct, 2023	Tuesday	Dussehra + United Nations Day	Awareness + Celebration by running house
9.	28 th Oct, 2023	Saturday	Maharishi Valmiki Jayanti	Speech
10.	31 st Oct, 2023	Tuesday	National Unity Day	Awareness

NOVEMBER

<u>S.No</u>	<u>Date</u>	<u>Day</u>	<u>Celebration</u>	
1.	1 st Nov,2023	Wednesday	Punjab Diwas Karwa Chauth	Awareness + speech
2.	12 th Nov,2023	Sunday	Diwali	Awareness + speech
3.	13 th Nov,2023	Monday	Govardhan Pooja	Speech
4.	14 th Nov, 2023	Tuesday	Children Day	Speech
5.	15 th Nov, 2023	Wednesday	Bhai Dooj	Speech
6.	19 th Nov, 2023	Sunday	Chath Pooja	Awareness

7.	27 th Nov, 2023	Monday	Guru Nanak Dev Ji Jayanti	Celebration by Punjabi Department
8.	24 th Nov, 2023	Tuesday	Martydom Day of Shri Guru Tegh Bahadur Ji	Speech + Tribute

DECEMBER

<u>S.No</u>	<u>Date</u>	<u>Day</u>	<u>Day</u>	<u>Celebration</u>
1.	1 st Dec,2023	Friday	World AIDS Day	Awareness
2.	2 nd Dec,2023	Saturday	<ul style="list-style-type: none"> • World Computer • Literacy Day / National Pollution Control Day 	Speech + Awareness
3.	4 th Dec,2023	Monday	Indian Navy Day	Awareness
4.	7 th Dec,2023	Thursday	Indian Armed Forces Flag Day	Awareness
5.	9 th Dec,2023	Saturday	International Anti-Corruption Day	Awareness
6.	10 th Dec,2023	Sunday	Human Rights Day	Awareness
7.	22 nd Dec,2023	Friday	National Mathematics Day	Celebration by Maths Department
8.	23 rd Dec,2023	Saturday	Swami Shradhanand Balidan Diwas	Tribute By Running House
9.	24 th Dec,2023	Sunday	National Consumer Day	Awareness
10	25 th Dec,2023	Monday	Christmas Day	Celebration by Pre-Primary
11	26 th to 28 th Dec,2023	Tuesday, Wednesday, Thursday	Shaheedi Jor Mela	Tribute by Running House

JANUARY

<u>S.No</u>	<u>Date</u>	<u>Day</u>		<u>Celebration</u>
1.	1 st Jan,2024	Monday	New Year	(Hawan Yajna)
2.	12 th Jan,2024	Friday	National Youth Day	Awareness
3.	14 th Jan,2024	Sunday	Lohri	(Celebration by Senior Block + Running House)
4.	15 th Jan,2024	Monday	Makar Sankranti / Pongal	Speech
5.	23 rd Jan,2024	Tuesday	Neeta ji Subhash Chandra Bose Birth Anniversary	Awareness
6.	25 th Jan,2024	Thursday	<ul style="list-style-type: none"> • National Voters Day • Indian Tourism Day 	Awareness
7.	26 th Jan,2024	Friday	Republic Day	Celebration by Running House
8.	30 th Jan,2024	Tuesday	Mahatama Gandhi Martyrdom Day	Tribute by Running House

FEBRUARY

<u>S.No</u>	<u>Date</u>	<u>Day</u>		<u>Celebration</u>
1.	4 th Feb,2024	Sunday	World Cancer Day	Awareness
2.	20 th Feb,2024	Tuesday	World Day of Social Justice	Awareness
3.	21 st Feb,2024	Wednesday	Matri Bhasha Divas	Celebration By Punjabi Department

4.	23 rd Feb,2024	Friday	World Peace & Understanding Day	Awareness
5.	24 th Feb,2024	Saturday	Guru Ravidas Jayanti	Speech
6.	28 th Feb,2024	Wednesday	National Science Day	Celebration By Science Department

MARCH

<u>S.No</u>	<u>Date</u>	<u>Day</u>	<u>Day</u>	<u>Celebration</u>
1.	3 rd March,2024	Sunday	World Wildlife Day	Awareness
2.	4 th March,2024	Monday	National Safety Day	Awareness
3.	5 th March,2024	Tuesday	Maharishi Dayanand Saraswati Jayanti	Celebration by running House
4.	8 th March,2024	Friday	Maha Shivratri/ International World Women's Day	Celebration/Speech Celebration By Running House
5.	15 th March,2024	Friday	World Consumer Rights Day	Awareness
6.	22 th March,2024	Friday	World Water Day	Awareness
7.	29 March,2024	Friday	Good Friday	Awareness



ओ३म्
DAV PUBLIC SCHOOL SAMANA
(SENIOR SECONDARY)
CBSE AFFILIATED-1630571



NEAR CHAK AMRITSARIA PATRAN ROAD, SAMANA - 147101, DIST. PATIALA (PB)

List of Activities under Ek Bharat Shreshta Bharat

Sr.No	Description of Activity	Month/Day/ Location	Learning Outcome
1	Exposure of students to the alphabets, songs, proverbs and 100 sentences in the languages of the partnering State/UT.	Academic Year/ Every Week / school premises	It will develop the linguistic capacity of the students.
2	Essay Competition among students in the language of the partnering State/UT	Academic Year	It will develop multi-linguistic skills in students.
3	Drama/Role Play on culture, history, the tradition of partnering State/UT.	Academic Year/school premises	The students will be able to learn the culture of the partnering State/UT.
4	Identification/translation and dissemination of similar proverbs in the language of partnering State/UT.	Academic Year	The students will be able to learn the language and culture of the Partnering state/UT.
5	"Themed Display Board/Wall magazine" on the partnering state. (Historical Monuments, Dressing Style, painting, handicrafts, alphabet and basic sentences of the partnering State/UTs).	Round the Year/ school premises	The pictorial representation will help them in learning and Understanding about partnering States/UTs.
6	Pledge on Swachhta/ Single-use plastic/water saving/ National Unity in the language of partnering states/UTs	At least two times every month/ Schools' premises during morning assembly.	The students will have exposure to partnering state language.Enhance social responsibility among students.
7	"Questions/ Answer session" (Quiz) on partnering States/UTs. (Know Your Partner States/UTs)	Once in a month/ Morning Assembly.	It will help students to remember the important facts about partnering States/UTs.
8	"State Day Celebration" of partner State/UT	On State Day/ School Premises	It will develop a sense of unity among the students of both the States/UTs.







ओ३म्
DAV PUBLIC SCHOOL SAMANA
(SENIOR SECONDARY)
 CBSE AFFILIATED-1630571



House Information

2023-2024

House	Color	Motto	Tagline	Logo
Virtue	Red	Modesty	Self-Respect is the corner stone of all Virtues.	
Harmony	Green	Courage to Care	Caring is the gift of making the ordinary to Extraordinary.	
Charity	Blue	(Sympathy)	Charity makes dreams come true.	
Gratitude	Yellow	Thankful & Grateful	Gratitude Unlocks the fullness of life	

DO's AND DON'Ts

Do's

1. Give due regards to your elders.
2. Prepare yourself well to perform well.
3. Converse in English in School Campus.
4. Come to school well groomed, in proper Uniform.
5. Bring the student's diary to school daily.
6. Be regular in attendance and never be late to school. Attend morning assembly without fail.
7. Keep your classroom and school premises clean and tidy.
8. Turn off the taps after use.
9. Switch off fans and lights when not in use.
10. Be fair and honest at work. Always be considerate of the rights of others.
11. Make use of the Library.

Don'ts

1. Do not bring precious articles in-school.
2. Do not damage the school property.
3. Do not make noise in the classroom, corridors, auditorium or elsewhere in the school campus.
4. Do not bring gadgets such as mobile phones, I Pads, MP3's etc.
5. Do not be absent from school. 75% attendance is the minimum requirement.
6. Do not use abusive language.
7. Do not pluck flowers. Never touch electric plugs.
8. Do not wear expensive jewellery to school.
9. Don't involve in physical fights.
10. Do not come in personal vehicles to school.

CODE OF CONDUCT

- ❖ Converse in English in school campus.
- ❖ Come to school regularly. In case you want to avail leave, kindly get it sanctioned from class teacher.
- ❖ Ensure proper order and discipline while moving to the playground /assembly / library or any lab.
- ❖ Library books must be handled with extra care and must be returned in time.
- ❖ Shouting / Fighting or Indulging in unruly behavior in the school premises is forbidden.
- ❖ Kindly contribute to make your school clean DAV, Green DAV.
- ❖ Proper decorum should be maintained while singing National Anthem / DAV Anthem and School Prayers as a mark of patriotism.
- ❖ Students should not carry any sharp objects like blade, knife, paper cutter etc. as they can prove to be harmful.
- ❖ Possession of crackers / bursting crackers / playing with colours in the school is strictly prohibited. Any student found with expensive jewellery, mobile phone, CD's, any other objectionable article will be subjected to fine and confiscation of the above mentioned articles.

TEN PRINCIPLES OF THE ARYA SAMAJ

1. God is the primary source of all true knowledge and of all that can be known through it.
2. God is Existent, Intelligent and Blissful. He is Formless, Almighty, Just Merciful, Unborn, Infinite, Unchallengeable, Beginning less, Incomparable the support and Lord of all, Omniscient, Imperishable, Immortal, Fearless, Eternal, Holy and the Maker of the Universe. To him alone worship is due.
3. The Vedas are scriptures of true knowledge. It is the duty of all Aryas to read them, hear them being read and recite them to others.
4. We should always be ready to accept the truth and give up untruth.
5. All actions should be performed in conformity with Dharma, that is, after due consideration of right and wrong.
6. The primary aim of the Arya Samaj is too good for all, that is, to promote their physical, spiritual and social well-being.
7. We should treat all people with love, fairness and due regards for their merit.
8. One should aim at dispelling ignorance and promoting knowledge.
9. One should not only be content with one's own welfare but should look for it in the welfare of other also.
10. One should regard oneself under restriction to follow altruistic rulings of the society, while all should be free in following the rules of individual welfare.

आर्य समाज के नियम

1. सब सत्य वद्या और जो पदार्थ वद्या से जाने जाते हैं, उन सब का आदि मूल परमेश्वर है।
2. ईश्वर सच्चिदानंद स्वरूप, निराकार, सर्वशक्तिमान, न्यायकारी, दयालु, सर्वेश्वर, सर्वव्यापक, सर्वांतर्यामी, अजर, अमर, अभय, नित्य, प वत्र और सृष्टिकर्ता है उसी की उपासना करने योग्य है।
3. वेद सब सत्य वद्याओं की पुस्तक है। वेद का पढ़ना-पढ़ाना और सुनना-सुनाना सब आर्यों का परम धर्म है।
4. सत्य के ग्रहण करने और असत्य के छोड़ने में सर्वदा उद्यत रहना चाहिए।
5. सब काम धर्मानुसार अर्थात् सत्य और असत्य का वचार करके करना चाहिए।
6. संसार का उपकार करना इस समाज का मुख्य उद्देश्य है अर्थात् शारीरिक, आत्मिक और सामाजिक उन्नति करना।
7. सबसे प्रीतिपूर्वक धर्मानुसार यथायोग्य वर्तना चाहिए।
8. अ वद्या का नाश और वद्या की वृद्ध करनी चाहिए।
9. प्रत्येक को अपनी ही उन्नति से संतुष्ट न रहना चाहिए, कंतु सबकी उन्नति में अपनी उन्नति समझनी चाहिए।
10. सब मनुष्यों को सामाजिक सर्वहितकारी नियम पालने में परतंत्र रहना चाहिए और प्रत्येक हितकारी नियम में सब स्वतंत्र रहें।