



॥ ओ३म् ॥



# DAV PUBLIC SCHOOL, SAMANA

**(Senior Secondary)**

CBSE Affiliated (1630571)

**Under : DAV College Managing Committee, New Delhi**

Near Chak, Patran Road, Samana- 147101

Phone: 01764-221815, 9878144815

E-mail: [davsamana@gmail.com](mailto:davsamana@gmail.com), [davsamana@yahoo.com](mailto:davsamana@yahoo.com)

Website: [www.davsamana.org](http://www.davsamana.org)

## STUDY PLAN

**SESSION: 2023-24**



**CLASS: 7<sup>th</sup>**

Name \_\_\_\_\_

Section \_\_\_\_\_

Roll No. \_\_\_\_\_

Adm. No. \_\_\_\_\_

## Principal Message

**"Education is a shared commitment between dedicated teachers, motivated students and enthusiastic parents with high expectations"**



**Principal Mohan Lal Sharma**  
**Academician, Educationist, Scholar**  
**Writer, Social Worker, Awardee**

### **Dear Students**

Today, the role of a school is not only to pursue academic excellence but also to encourage and empower its students to be lifelong learners, critical thinkers, and productive members of an ever-changing global society. More than a decade back, DAV SAMANA pledged to transform education. The school that is being run under the able stewardship of Honorable President **Dr. Punam Suri Ji** has earned its own position not only in Samana but also in its surrounding areas. At DAV, we provide an atmosphere to our students for multifaceted development, where children get such a platform which helps them to channelize their potential in the pursuit of excellence. This can only be possible in a holistic and student-centric environment.

The school is striving hard to make the best possible efforts to inculcate strong Vedic roots combining with academics and extra-curricular activities in the children. Transforming every individual into a self-reliant and independent citizen, the school provides an amalgam of scholastic and co-scholastic activities with International exposure. In our curriculum, the student is the primary focus and each child is involved in the learning process.

A new ray of hope has been generated by the introduction of – NEP 2020, a pristine document on education wherein emphasis is laid on technology. From the academic year 2022-23, the government will implement the first phase of NEP 2020. The new norms will play a crucial role in applying the New Education Policy in a better way.

The parents are the most strengthening power in moulding the future of children. Their consistent support empowers us to do more and more. I pay my gratitude to them for their faith in us.

I am confident enough that the DAVIANS will make themselves stronger day by day, by adding a new leaf to the grandeur of the school.

**Blessings!!!**

**Principal Mohan Lal Sharma**

## STUDY PLAN - AN IMPORTANT TOOL

As we journey together, you may face many challenges and to enable you to overcome the obstacles, we offer you this wonderful tool-Study Plan to make you familiar with the values and Academic Syllabi of the school. This will increase your awareness of how you study and you will become more confident. Therefore, make this planner a part of your schedule for getting success this year.

.....

### GREEN RULES

- ❖ Be kind, polite, helpful and aware of others' feelings.
- ❖ Try your best, work hard and learn from your own mistakes.
- ❖ Respect your educators.
- ❖ Make yourself presentable.
- ❖ Take responsibility of your education.
- ❖ Be organized.
- ❖ Don't be a distraction.
- ❖ Do the task with dedication.
- ❖ Be stick to your goals.

## GENERAL INSTRUCTIONS (FOR PARENTS)

- ❖ Parents are requested to co-operate with the school in its attempt to help towards their children's progress by paying attention to their regularity, punctuality and discipline.
- ❖ Constant vigilance on the part of the parents pays rich dividends. We earnestly recommend that parents should take interest in the daily activities of the children both inside and outside the school and check the diary daily for any notes from the teacher. Kindly attend all Parent-Teacher Meetings in the interest of your wards.
- ❖ If you have any suggestions regarding your ward's study, you are welcome to contact the Principal/Class Co-ordinator/Class Teacher/Subject Teacher during Parent-Teacher Meeting or with prior appointment with Principal/Class Co-ordinator between (9:00 a.m. to 10:00 a.m.).
- ❖ Parents are requested not to enter the class room either to see their wards or to seek interviews with the teachers during class hours. No half day/short leave will be given to the student.
- ❖ Unauthorized absence for 6 consecutive days renders the student liable to have his/her name struck off the rolls. Sick children should not be sent to the school for a test or an examination. Medical certificate must be sent along with an application on the same or the next day positively. Student will be fined Rs.10 per day, if the child remains absent for the consecutive two days.
- ❖ Children when suffering from infectious disease should not be sent to school to attend classes. The student is required to submit a fitness certificate from a Medical Practitioner / Doctor on joining.
- ❖ Any change of Residential / Official Address / Telephone Number should be notified to the class teacher and school office immediately.

- ❖ Ensure that the child maintains personal hygiene. He/She has nutritious breakfast and diet and avoids eatables from roadside vendors.
- ❖ Students are not allowed to carry / use "Mobile Phones" within the school premises.
- ❖ As the medium of instruction in the school is English. So, children should be helped to follow their work easily and intelligently by a certain amount of regular conversation in English at home.
- ❖ As soon as the diary is issued, the parents should fill in all the required data and sign in the spaces provided.
- ❖ Parents should sign their ward's school diary daily to check the
  - a) completion of Assignment
  - b) Wearing proper uniform, or any other instruction and circulars given by the school should be acknowledged by signing the diary at the respective spaces provided.
- ❖ Legitimated complaints should be brought to the knowledge of the Principal without delay.
- ❖ Please ensure that the child is sent neatly dressed. Nails should be trimmed regularly. Expensive jewellery and watches nail polish and make up is not permitted.
- ❖ Encourage the children to participate in all curricular and co-curricular activities. This is very necessary for gaining self-confidence and self-satisfaction.

## MODE OF EXAMINATION

1. The Annual examination will be held in the month of February / March.
2. Grading System is in the paper of Naitik Shiksha, Performing Art & Health & Physical Education.
3. A student must pass separately in both (Written+ Practical) exams.
4. Duration of each paper will be of three hours.

\*\*\*\*

## TEACHER SHOULD KEEP IN MIND

1. Use a variety of tools (Oral, Project Work, Presentation, and Questioning).
2. Understand different learning styles and abilities.
3. Develop child's individual's skills, interests, attitudes and motivation.
4. Monitor the changes taking place in a child's learning, behavior and progress over time.
5. Share the Assessment Criteria with the students.
6. Allow peer and self-assessment.
7. Give an opportunity to the students to improve themselves.
8. Use an "Indoor Voice" while speaking in the class.

**VALUE EDUCATION TOPIC FOR SENIOR STUDENTS****APRIL****SELF DISCIPLINE & CO-OPERATION**

- Be responsible.
- Manage your motions.
- Be helpful to new students.
- Clean your body and mind.
- Have some healthy and constructive thoughts.

**MAY****DIGNITY OF LABOUR & OPTIMISIM**

- Respect all jobs/positions equally.
- Keep your surroundings clean.
- Look at the negative things in a positive manner.

**JUNE****SELF REALIZATION & MEDITATION**

- Keep your mind and soul pure.
- Spend quality time with parents.
- Be aware about duties.
- Keep your approach creative & Innovative.

**JULY****ENVIRONMENT SENSITIVITY**

- Go Green.
- Each one, Plant one.
- Use water, Electricity wisely.
- Paper should be utilized properly.

**AUGUST****SECULARISM & NATIONAL INTEGRATION**

- Acknowledge the hard-earned independence.
- Show respect towards all religions.
- Take pride in being an Indian.
- Abiding by the laws for maintaining National Integrity.

**SEPTEMBER****EFFICIENCY & EFFECTIVENESS**

- Do continuous Efforts with Patience & Endurance.
- Believe in yourself.
- Having "I can win" attitude.
- Do not pluck flowers.

**OCTOBER****COMPASSION & CHARITY**

- Love the humanity.
- Be well-mannered in words & actions.
- Help the needy.

**NOVEMBER****FAITH & DEVOTION**

- Have trust.
- Be hopeful.
- Be calm.

**DECEMBER****INSPIRATION & RESPONSIVENESS**

- Have self-trust.
- Believe in simple living and high thinking.

**JANUARY****CLEANLINESS/ CLEAN DAV GREEN DAV**

- Maintain personal hygiene.
- Clean your surroundings.
- keep your classroom tidy

**FEBRUARY****TIME MANAGEMENT & COMMITMENT**

- Practice effective study techniques.
- Be organized.

**MARCH****STRIVING FOR EXCELLENCE**

- Be diligent in your performance.
- Do things in the best possible manner.
- Be enthusiastic.



# FIRST TERM (APRIL TO SEPTEMBER)

**CLASS - 7<sup>th</sup>**

**SUBJECT - ENGLISH**

**“An English Language is a Vision of life.”**  
**“Write to be Understood, Speak to be heard, Read to Grow.”**

## TEXT BOOKS NAME:

1. English Literature (DAV Publications)
2. English Practice Book (DAV Publications)
3. English Reader (DAV Publications)

## IMPORTANCE OF ENGLISH

### ENGLISH “THE GLOBAL LANGUAGE”

The study of English in this age of globalization is essential for all. It holds an important place in our life. From the pragmatic point of view, it should receive a great boost. English serves as a window to the world. The legacy of English Language has left an indelible imprint on the Indian Psyche. Hence, we cannot deal with English just as a foreign language. The entire spectrum of education and philosophy, science and technology has been benefited through the introduction of English language. In a multilingual state of ours, English may wonderfully serve as an effective auxiliary language. This language enjoys the most prestigious reputation in the world. It has a special identity in the field of education.

## AIMS & OBJECTIVES:

To enable the students -

1. To communicate effectively and appropriately in real life situations.
2. To read silently at varying speeds depending on the purpose of reading.
3. To express ideas in clear and grammatically correct English, using appropriate punctuation and cohesion devices.
4. To use an appropriate style and format to write letters (formal and informal), biographical sketches, dialogues, speeches, reports, articles, e-mails and diary entries.
5. To adopt different strategies according to the purpose of listening (e.g. for pleasure, for general interest, for specific information).
6. To speak intelligibly using appropriate word stress, sentence stress and intonation patterns.
7. To take active part in group discussions, showing ability to express agreement or disagreement, to summarize ideas, to elicit the views of others, and to present own ideas.
8. To frame questions so as to elicit the desired response, and respond appropriately to questions.

**Instructions for the Teachers:**

1. It is necessary that teacher's voice should be audible and clear.
2. It is mandatory to prepare the teaching content in advance.
3. All the instructions should be given in English Language.
4. Teacher will make it sure that all the students must carry their study material like Textbooks, Notebooks etc.
5. It is mandatory to maintain complete record of child's performance.

**Instructions for the Students:**

1. Students must converse in English Language.
2. Students will not speak in Hindi or Punjabi Language
3. Students must follow all the instructions of the teacher.
4. Students must maintain one test notebook for each term.
5. Lesson - 1 Articles, Lesson-2 Sentences, Lesson-5 Transitive and Intransitive Verbs, Lesson - 10 Perfect Progressive Tense will be taken in Term-2 Examination.
6. Correction work must be done by the student after the completion of each chapter.
7. Graphic organizers and SDG's (Sustainable Development Goals) related with the concerned chapters must be taught to the students.

**NOTE:**

- Notebooks of Term - 1 and Term - 2 must be kept carefully for Assessment and Revision for Annual Examination.
- Related Graphic organizer and SDG will be explained which will be concerned with the chapter.

**APRIL**

Book Name	Lesson No./ Topic	No of Periods	Tools & Techniques	Art Integration Activities/ Subject Enrichment Activities	Teaching Aids
English Literature	Lesson -1 Monkey Trouble	3	Reading + Class Discussion	Poster Making on Save Animals (ART Activity) (S. No- 1.3.1)	Textbook , E-Smart Board
English Literature	Lesson- 2 "Birdie, will you pet?"	2	Recitation and explanation	Jewellery Making (ART Activity) (S.No- 4)	Textbook

English Practice	Lesson-1 Articles	2	Worksheet on Articles		Text-Book, E- Smart Board
English Practice	Lesson-2 Sentences	2	Handout on Sentence Reordering		Text-Book, E- Smart Board
English Reader	Lesson-1 People at Work A - 9, B - 8 Diary Entry, C - 4 Story Writing	3		<b>Art Integration Activity- Project on Comparative Study of different Professions of Punjab and Odisha (S.No- 5)</b>	Textbooks
Phonetic Sounds	Consonants 4+4+4 (p,t,k,b,d,g,f,v, th,th,s,z)	3	To be written in notebook		E smart video
Language Function + Word Wheel	Making Suggestions	1	To be written in notebook		Notebook
Listening & Reading competencies	Listening for main idea & Reading for finding the main idea	1+1	Small Worksheet to be pasted in notebook		Worksheet

## May

Book Name	Lesson No. / Topic	No of Periods	Subject Enrichment Activities / Tools & Techniques	Art Integration Activities	Teaching Aids
English Literature	Lesson-3 "A Hero" (Only for Reading)	2			Textbook , E-Smart Board
English Literature	Lesson-4 Fight, Manju, Fight!	3	Self Reading + Class Discussion	<b>Comic Book (ART Activity) (S.No- 4)</b>	Textbook

English Practice	Tenses + Lesson -9 Future Time Reference	2+2	Role play on Tenses + Handout on Future Time Reference		Text-Book, E- Smart Board
English Practice	Lesson-10 Perfect Progressive Tense	2	Worksheet on Perfect Progressive Tense		Text-Book, E- Smart Board
English Reader	Lesson -2 Relations, A - 10 Letter, B - 11 Diary Entry,	2	<b>Only for discussion</b>		Textbook
Phonetic Sounds	Consonants 4+4+4 (sh,zh, h,m, n, η, ch, j, r ,y, w, l)	3	To be written in notebook		E smart video
Language Function	Inviting & Giving advice	1+1	To be written in notebook		Notebook
Listening competencies	Listening for details and specific information & Listening to sequence	1	Small Worksheet to be pasted in notebook / To be written in notebook		Worksheet
Reading competencies	Reading for identifying cause and effect & Reading for drawing similarity and difference	1	Small Worksheet to be pasted in notebook / To be written in notebook		Worksheet
Sentence Starters	1		To be written in notebook / Handout		Notebook

## JUNE SUMMER VACATION

**JULY**

Book Name	Lesson No./ Topic	No of Periods	Subject Enrichment Activities/ Tools & Techniques	Art Integration Activities	Teaching Aids
English Literature	Lesson- 5 Poem I Dream A world	2	Recitation + Class Discussion		Textbook
English Practice	Lesson-5 Transitive and Intransitive Verbs	2	Worksheet on Transitive and Intransitive Verbs		TextBook ,E- Smart Board
English Practice	Lesson-12 Reading for Understanding (Passage 1&2)	1	Discussion + Explanation		Text- Book
English Reader	Lesson-3 Attitude A -11 Letter, B - 7 Story Completion, C-12 Newspaper Report	3	<b>Subject Enrichment Activity- Interview of any Eminent personality (Part - B3)</b>	Speaking Skill	Textbook
Phonetic Sounds	Monophthong 4+4+4	3	To be written in notebook		E smart video
Language Functions	Requesting & Making apologies	1	To be written in notebook		Note book
Listening competencies	Listening to summarize & Listening to Act	1	Small Worksheet to be pasted in notebook		Work sheet
Reading competencies	Reading for making predictions & Reading for judging fact and opinion	1	Small Worksheet to be pasted in notebook		Work sheet

Linkers		1	To be written in notebook	Note book
<b>AUGUST</b>		Revision of First Term Syllabus		
<b>SEPTEMBER</b>		<b>FIRST TERM EXAMINATION</b>		

## विषय - हिंदी

पुस्तक : ज्ञान सागर तथा अभ्यास सागर (डी ए वी प्रकाशन )

“निज भाषा उन्नति अहै , सबे उन्नति को मूल ।

बिन निज भाषा ज्ञान के , मिटत न हिय को मूल ॥”

भारत एक बहुभाषी देश है जिसमें बहुत सी भाषाओं का समावेश है । भाषिक और सांस्कृतिक दृष्टि से भिन्न होने के बावजूद भारतीय परम्परा में बहुत कुछ ऐसा है जो एक दूसरे को जोड़ता है । यही कारण है कि मातृभाषा के रूप में यह भाषा सभी को एकता के सूत्र में पिरोती है । बचपन से हिंदी पढ़ता आ रहा बच्चा नवीं , दसवीं तक हिंदी भाषा में निपुण हो जाता है । वह एक ओर जहाँ हिंदी भाषा से सारे देश से जुड़ेगा वहीं दूसरी ओर अपने क्षेत्र और परिवेश को हिंदी भाषा के माध्यम से जानने की कोशिश भी करेगा क्योंकि किशोरावस्था के इन बच्चों के मानसिक धरातल का विकास विश्व-स्तर तक पहुँच चुका होता है । प्रयास यह होगा कि विद्यार्थी भाषा के लिखित प्रयोग के साथ सहज व स्वाभाविक मौखिक अभिव्यक्ति में भी सक्षम हो सके ।

### हिंदी भाषा पढ़ने / पढ़ाने के मुख्य उद्देश्य:

1. भाषा के शुद्ध एवं प्रभावशाली प्रयोग की क्षमता विकसित करना ।
2. शब्द भंडार की वृद्धि तथा व्याकरण का समुचित ज्ञान।
3. दैनिक जीवन में हिंदी समझने बोलने के साथ- साथ लिखने की क्षमता का विकास करना।
4. हिंदी के माध्यम से अपने अनुभव को संसार को लिखकर सहज अभिव्यक्ति कर पाने की क्षमता का विकास करना ।
5. बच्चों में रट्टा प्रवृत्ति को कम कर के सोच समझ कर स्वयं कार्य करने की क्षमता का विकास करना ।
6. भाषा के चारों कौशलों (सुनना, बोलना, पढ़ना, लिखना व चिंतन) का उत्तरोत्तर विकास करना ।

7. स्वतंत्र और मौखिक रूप से अपने विचारों की अभिव्यक्ति का विकास करना ।
8. अपनी मातृभाषा और परिवेशगत भाषा को साथ रख कर हिंदी की संरचनाओं को समझना ।

### अध्यापकों के लिए सामान्य निर्देश :

1. अध्यापक पहले से ही पाठ- योजना तैयार करें ।
2. कक्षा में कार्य शुरू करवाने से पहले अध्यापक रोजाना बच्चों से अभ्यास पुस्तिका पर 5 से 10 कठिन शब्द लिखवाएगा तथा इस अभ्यास पुस्तिका को आंतरिक मूल्यांकन का भाग माना जाएगा ।
3. कक्षा में भाषा का उच्चारण शुद्ध एवं प्रभावशाली होना चाहिए ।
4. जाँच कार्य समय अनुसार और सतर्कता पूर्वक होना चाहिए ।
5. सभी अध्यापक विद्यार्थियों के पठन कौशल में विशेष ध्यान दें ।

### विद्यार्थियों के लिए सामान्य निर्देश :

1. बच्चे पाठ के पठन पर विशेष ध्यान देंगे ।
2. लिखित कार्य करते समय लिखाई सुंदर एवं स्पष्ट होनी चाहिए ।
3. शब्दों की बनावट और मात्राओं पर विशेष ध्यान दें ।
4. विद्यार्थी कक्षा में अनुशासित ढंग से पठन- पाठन प्रक्रिया में भाग लें

### नोट :

- नोटबुक प्रस्तुतिकरण में नियमितता ,कार्यपूर्ति, स्वच्छता और रख-रखाव को जाँचा जाएगा ।
- विषय संवर्धन गतिविधि में भाषा के वाचन एवं श्रवण कौशल पर बल दिया जाएगा।
- सत्र के अंत में दोनों सत्रों की कॉपियों को दोहराई और आंतरिक मूल्यांकन के लिए संभाल कर रखा जाए ।
- लिखित परीक्षण की कॉपी पूरे सत्र में एक ही होनी चाहिए ।
- पहले सत्र से 30 प्रतिशत पाठ्यक्रम दूसरे सत्र में भी आएगा ।
- पाठ 4 - बातूनी तथा पाठ - 6 समय ।
- अतः पहले सत्र की टिप्पणी पुस्तिका को संभालकर रखें ।

### अप्रैल

पाठ का नाम और विषय	कालांश	विषय संवर्धन /कला एकीकृत गतिविधि	सहायक सामग्री
पाठ -1 बारह मासा (कविता)	5	देसी महीनों तथा अंग्रेजी महीनों के नाम कॉपी पर लखना	ई -स्मार्ट

पाठ -2 नाटक में नाटक ( कहानी )	5	नाटक खेलने / करने के लिए आवश्यक बातें (चर्चा)	दृश्यात्मक प्रस्तुतिकरण
-----------------------------------	---	--	----------------------------

**मई**

पाठ का नाम और विषय	कालांश	विषय संवर्धन /कला एकीकृत गतिविधि	सहायक सामग्री
पाठ-3 निर्मला साँप और सयाल (कहानी)	5	सच्चे मित्र के गुण (चर्चा)	पाठ्य पुस्तक
पाठ -4 बातूनी	5	हरिशंकर परसाई जी का जीवन परिचय लेखना (रचनात्मक लेखन) (5.3)	ई -स्मार्ट
पाठ-5 राजू का सपना (केवल पढ़ने के लिए )	3	अपठित गद्यांश	( कार्यप्रपत्र )
पाठ - 6 समय (कविता )	5	व्याकरण पेड़ बनाना (मॉडल समूह में) तथा अपठित काव्यांश   (5)	( कार्यप्रपत्र )

**जून****ग्रीष्मावकाश****जुलाई**

पाठ का नाम और विषय	कालांश	विषय संवर्धन /कला एकीकृत गतिविधि	सहायक सामग्री
पाठ - 7 स्कूल की छुट्टियाँ (कहानी)	5	ग्रीष्मावकाश संबंधी सूचना	सम्बंधित पुस्तकें
पाठ - 8 एवरेस्ट की चुनौती	5	एवरेस्ट पर चढ़ाई करने वालों की जानकारी एकत्रित कीजिए (कोलाज बनाकर) 1.3.1	दृश्यात्मक प्रस्तुतिकरण
पाठ - 9 सवाल का जवाब (कहानी)	5	आप अपने आस-पास रहने वाले गरीबों की सहायता कैसे कर सकते हैं? (चर्चा)	दृश्यात्मक प्रस्तुतिकरण
पाठ - 10 झंडा ऊँचा रहे हमारा (कविता) केवल पढ़ने के लिए	3	राष्ट्रगान गायन प्रतियोगिता (समूह में) 2.2.1	ई -स्मार्ट

**अगस्त/ सितम्बर****(अर्ध वार्षिक परीक्षा की दोहराई)**



## SUBJECT - MATHEMATICS

“The only way to learn mathematics is to do mathematics”

### Prescribed Book: SECONDARY MATHEMATICS VII (DAV PUBLICATIONS)

MATHEMATICS is an important component of school education. MATHEMATICS is something that the man has himself created to meet the various demands of time. Right from morning till night, each single moment of the day is being controlled by MATHEMATICS. LIFE would be impossible without it. MATHEMATICS IS THE SCIENCE OF ALL SCIENCES AND ART OF ALL ARTS.

### AIMS AND OBJECTIVES:

1. To enable the students to discipline their minds properly.
2. To help the child to know about the relationship of different topics in **MATHEMATICS**.
3. To develop the technique of **PROBLEM SOLVING**.
4. To develop the interest of the students to know more about the nature of **MATHEMATICS**.
5. To develop the power of **LOGICAL THINKING**.
6. To develop the **SELF CONFIDENCE** of the child.

### Instructions for Teachers:

1. **LESSON PLAN** must be prepared well in time.
2. **CLASS ENTRANCE** should be with full confidence and positivity.
3. **CONTENT DELIVERY** must be effective and long lasting.
4. **COMMANDS OF TEACHERS** must be equipped with **GOOD VOCABULARY**.
5. **FAIR NOTE BOOK** must reflect efficiency of the concerned teacher.

### Instructions for Students:

1. Students will do **MATHEMATICS PRACTICE** daily with a fixed schedule at home.
2. **BOOK, NOTE BOOK** must be carried by students daily in school.
3. Students must have a self responsibility to get their note books checked in time.
4. Students must be **ATTENTIVE** in class.
5. Test must be there at the end of every chapter.
6. Tests must be **WELL PREPARED**.

### NOTE:-

#### ❖ **BOOK AND FAIR NOTE BOOK**

- It must be well maintained and kept safely through out the year for evaluation
- Tally work must be done at the end of every chapter

- Parents signatures must be there immediately after teacher's checking
- Correction work must be done immediately (if remarked by the teacher)

### ❖ TEST NOTE BOOK

- Will remain same through out the term (otherwise test will not be evaluated)
- Must be well maintained
- Must be duly signed by the parents
- Correction work must be done immediately (if remarked by the teacher)
- Parents must communicate with teacher in case of poor performance

### APRIL

Chapter No. With Name	No. of Periods	Subject Enrichment Activities / Art Integration / Project	Teaching Aids
Chapter 1 Rational Numbers	10 - 11	_____	E-Smart contents
Chapter 2 Operations on Rational Numbers	10-11	_____	_____

### MAY

Chapter No. With Name	No. of Periods	Subject Enrichment Activities / Art Integration / Project	Teaching Aids
Chapter 12 Data Handling	5-6	Collecting the data of heights of students to calculate Mean, Median and Mode-Application of concept	E-Smart contents
Chapter 3 Rational Numbers as Decimals	7 - 8	Quiz on Rational numbers + operations + Rational no. as decimals	E-Smart contents
Chapter 9 Congruent Triangles	6-7	To verify that diagonal of a parallelogram divides it into 2 congruent triangles	Different cut-outs of coloured papers showing congruency

### JUNE SUMMER VACATION (Lab manual + Charts on Congruent triangle)

### JULY

Chapter No. With Name	No. of Periods	Subject Enrichment Activities / Art Integration / Project	Teaching Aids
Chapter 10 Construction of Triangles	6 - 7	To get median, altitude of a triangle by paper folding	A pair of Compasses , E-Smart board

			Tools
Chapter 8 The Triangles and its Properties	13 - 14	To verify that sum of three angles a triangle is $180^{\circ}$	E - Smart Contents

**Note: - Case based + Viva will be taken before final Examination.**

**AUGUST**

Revision of First Term Syllabus

**SEPTEMBER**

**FIRST TERM EXAMINATION**

## SUBJECT - SCIENCE

**“All the World is a Laboratory for inquiring Minds.”**

**BOOK : The Living World Publication : DAV Publication**

**Lab Manual: S.P. Publishers**

### **AIMS & OBJECTIVES:**

1. To develop scientific attitude among students.
2. To develop observational skills, experimental skills and application skills within the students.
3. To create awareness and concern for a healthy environment and preservation of ecosystem.
4. To develop understanding of scientific concepts, principles and laws among the students.

### **Instructions for Teachers:**

1. Content of each chapter should be well prepared in advance.
2. Maintain proper record of class tests as well as periodic tests.
3. Check the home work note books on regular basis.
4. Observe each and every child minutely.
5. It is mandatory to discuss value based and HOT questions of every chapter.
6. The voice of teacher should be audible to the students.
7. Teacher should co-relate the delivered content with daily life activities.

### **Instructions for Students:**

1. Students should pay full attention during Teacher Learning Process.
2. Be a keen Observer during Experimentation.
3. Students should be handy with their books and note books according to their timetable.
4. Students should maintain their practical file side by side.
5. Students should maintain proper discipline during Lab visit.
6. Students should revise the content taught in the class side by side.

**Note 1:** Written Test conduction is must after completion of the chapter.

**2:** Notebooks must be kept carefully for Assessment and Revision for Annual Examination

<b>APRIL</b>			
<b>Chapter No. and Name</b>	<b>No. of Periods</b>	<b>Practical</b>	<b>Teaching Aids</b>
<b>Lesson 11 :</b> Electric Charges at rest	7	1. To determine the presence of charge on dry comb by rubbing.	Materials from the lab
<b>Lesson 6 :</b> Motion and Time	8	1. Plotting distance v/s time graph for uniform motion.	E-smart, Materials required for activities
<b>Lesson 15:</b> Forest	3		Live samples of Forest products and Beneficial Trees of Forest

**Subject Enrichment- Plot distance vs time graph for uniform motion**

### **MAY**

<b>Chapter No. and Name</b>	<b>No. of Periods</b>	<b>Practical/ Subject Enrichment Activities</b>	<b>Teaching Aids</b>
<b>Lesson 10:</b> Soil	6	1. To show soil contains water (Written) <b>Sr. No - 1.1.4 (Types of Soil on Indian Map)</b>	Samples of different types of soil, Materials required for the activities
<b>Lesson 16:</b> <b>Water</b>		For Project only	
<b>Lesson 1 :</b> Nutrition in living Organism (Plants)	7	1. To observe that sunlight is necessary for photosynthesis (W)	E- smart, Materials required for various activities, live specimens
<b>Lesson 2 :</b> Nutrition in Living Organism (Animals)	8	1. Explanation through Models 2. To observe that saliva digests starch.	Videos to be displayed on E- smart, Models

### **JUNE**

### **SUMMER VACATION**

Preparation of Periodic Tests (It will be conducted in July)

Prepare Project on topic Water

<b>JULY</b>			
<b>Chapter No. and Name</b>	<b>No. of Periods</b>	<b>Practical/ Subject Enrichment Activities</b>	<b>Teaching Aids</b>
<b>Lesson : 8</b> Transportation in Plants and Animals	7	1. To study water is taken up by xylem of roots to various parts of the plant (W) 2. Mind map of Transportation	E-smart board, Materials required for the activity
<b>Lesson : 5</b> Heat	10	To study that conduction and convection are method of heat transmission (W)	E-smart, Materials required for the activities
<b>AUGUST</b>	Revision of FIRST TERM Syllabus		
<b>SEPTEMBER</b>	<b>FIRST TERM EXAMINATION</b>		

## SUBJECT- SOCIAL SCIENCE

“A Subject which not only provides vast knowledge but also enables the human being to adapt himself in social, economic, political and cultural life.”

**NAME OF THE BOOK -- WE AND OUR WORLD  
PUBLICATION -- D.A.V. PUBLICATION**

### AIMS AND OBJECTIVES:

1. Understand India and make a comparison with other countries in the world.
2. Develop respect for the rights of all social divisions that exist in society.
3. Get acquainted with revolutionary ideas and new philosophies.
4. Accept the need to protect and conserve environment.
5. Develop good human values and the spirit of tolerance and appreciate the role of India in today's world.
6. Develop respect for the constitution and appreciation of constitutional values.

### Note:

1. Value based questions and activities should be done along with chapters.
2. All the activities and map skills must be done on note book.
3. Notebooks must be kept carefully for assessment and revision for annual examination.
4. Test notebooks must be properly maintained for whole term.

**Instruction for the Teachers:**

1. It is necessary that teacher's voice should be audible and clear.
2. It is mandatory to prepare the teaching content in advance.
3. All the instructions should be given in English Language.
4. Teacher will make it sure that all the students must carry their study material like Textbooks, Notebooks etc

**Instruction for the Students:**

1. Students must converse in English Language.
2. Students will not speak in Hindi or Punjabi Language.
3. Students must follow all the instructions of the teacher.
4. 30% of first term will come in second term (Keep the notebook safely).
5. Geography-Chapter- 1, History- Chapter- 9, Civics- Chapter- 19 will be taken in term 2.

**APRIL**

Lesson No. / Topic	No. of Periods	Subject Enrichment Activity/Maps	Art Integration Activity	Teaching Aids / Technology
<b><u>GEOGRAPHY</u></b> Lesson-1: Components of Environment	6	Map skill - page no. - 6	(S.No.1.2.3) Diagram of Four Sphere of Environment (Page No. 2)	Text Book, E-Smart Board Content
<b><u>CIVICS</u></b> Lesson-18: Democracy and Equality	7	All union Territories of India on map	<b>Preamble (S.No.1.5.3)</b>	E-Smart Board Content, pictures from books
<b><u>HISTORY</u></b> Lesson-9: Medieval Periods ( <b>Only For Discussion</b> )	2			E-Smart Board Content

**MAY**

Lesson No. / Topic	No. of Periods	Subject Enrichment Activity/Maps	Art Integration Activity	Teaching Aids / Technology
<b><u>GEOGRAPHY</u></b> Lesson-2: Earth and Changes on It	6	Major disparities in between Odisha and Punjab on the basis of (soil, vegetation, climate, Rainfall)	Diagram of Layers of Soil. (S.No.1.2.3)	E-Smart Board Content, Videos

<b><u>HISTORY</u></b> Lesson-10: Rise of Small kingdom in North India	6		Time Line (S.No.1.4.4)	E-Smart Board Content
Lesson-11: Rise of Small kingdom in South India.	3	Only for Discussion	(Value Based) How to preserve our rich Heritage? (Project) S.No. 5.3.2	E-Smart Board Content
<b><u>CIVICS</u></b> Lesson-19: Our State Governments	5	Map Work - All states of India with capitals	Collect information about your state (S.No.2.3.1)	E-Smart Board Content, Information related to state government

**JUNE SUMMER VACATION (Project Work Will Be Given)**

**JULY**

Lesson No./ Topic	No. of Periods	Subject Enrichment Activity	Art Integration	Teaching Aids/ Technology
<b><u>GEOGRAPHY</u></b> Lesson-3: The Surface and Interior of the Earth	5	<b>Diagram of Rock Cycle</b>	Draw a diagram of Earth's Interior (S.No.1.1.3)	E-Smart Content, Model and Pictures of Earth's interior
<b><u>HISTORY</u></b> Lesson-12: Turkish Invasions in North India	4			Text Book
Lesson-13: Delhi Sultanate	6	Group Discussion	Time line	E-Smart Content and Text Book
<b><u>CIVICS</u></b> Lesson-20: Media- The Mainstay of Democracy	5	Map Skill	Advertisement (S.No.1.1.9)	E-Smart Content , News Papers

**AUGUST** Revision of First Term Syllabus  
**SEPTEMBER** **FIRST TERM EXAMINATION**

## SUBJECT - COMPUTER

**“Technology is not an event, it’s just part of the everyday learning!”**

**Name of the Book: HANDS ON**

### **Importance of Computer Education:**

Computer technology has a deep impact on the education sector. Thanks to computers, imparting education has become easier and much more interesting than before. Computers have changed the way we study/work, be it any course/profession. Computers play a vital role in every field especially it play an important role in education. That is why the education system has made computer education a part of school curriculum. Considering the use of computer technology in almost every sphere of life, it is important for everyone to have at least the basic knowledge of using computers.

### **AIMS & OBJECTIVES:**

1. Foremost aim is to make students Technology Savvy.
2. To create awareness among students about Evolution of Computers.
3. Students should be able to create Projects using Scratch Software.
4. Students should be able to use GIMP (Image editing tool)
5. To create awareness among students about basics of Internet.
6. To make the students familiar with Web Terminology & Web Services.

### **Instruction for the Teachers:**

1. It is necessary to take students to the lab once in a week according to fix Time Table.
2. It is necessary to show all the links given in the book & perform all the given activities.
3. Teacher will look after each & every child in lab.
4. Teacher will make it sure that all the students have performed the lab activity or not.
5. Students will be evaluated only on the basis of skills in practical.

### **Instruction for the Students:**

1. Bring book according to time table.
2. Sit according to Roll No. in lab.
3. Don't change the Control Panel Settings.
4. Follow all the Rules & Regulations of Lab + Instructions of Teacher.

### **Tools & Techniques:**



Exploratory Thinking, Project Based Learning, Demonstration, Mathematical Skills, Experimentation, Effective integration of Technology, Active Learner Participation

**Note: Computer/ICT is a completely skill based subject. So, No Pen Paper Test/Exam will be conducted to evaluate the student's performance. Students will be evaluated on the basis of Practical skills only that will be conducted Month Wise, First Term & Annually.**

**APRIL**

Chapter No. / Name of Chapter	No. of Periods	Activities	Teaching Aids
Chapter - 1 The Evolution of Computers	9	1. Understand the Evolution of Computers 2. Differentiate between different generations 3. Understand the Tech Trends	E-Smart Board, Books, Computers

**MAY:-**

Chapter No. / Name of Chapter	No. of Periods	Activities	Teaching Aids
Chapter - 2 Scratch- I	9	1. Use of different blocks available in Scratch Software 2. Components of Scratch 3. Learn to choose, paint, edit and resize characters (Sprite).	E-Smart Board, Scratch

**JUNE****SUMMER VACATION****JULY**

Chapter No. / Name of Chapter	No. of Periods	Activities	Teaching Aids
Chapter - 3 Scratch -II	6	1. Learn the elementary basics of programming 2. Writing Script for different animations.	E-Smart Board, Scratch

**AUGUST**

Chapter No. / Name of Chapter	No. of Periods	Activities	Teaching Aids
Chapter - 4 Introduction to GIMP	6	1. Create, open and save file 2. Foreground and Background colours 3. Using Tools window	E-Smart Board, GIMP

4. Concept of layers.

**AUGUST & SEPTEMBER**

First Term Examination/Practical Examination

**SUBJECT -VISUAL ART**

**“Drawing plays a big role in our cognitive development. It can help us learn to write and think creativity, develop hand eye co-ordination, hone analytic skills”**

**AIMS & OBJECTIVES:**

1. To develop observation, imagination and self expression to be able to put thoughts on paper through art.
2. To work confidently with a variety of material.
3. Art Education enables the child to explore alternative ways of communicating with others. It encourages the ideas that are personal, inventive & makes a vital contribution to the development of a range of intelligence.
4. To express individuality.
5. To develop eye and hand co-ordination.

**Common Instructions for Students:**

1. Students must bring their step by step Book & Drawing file according to timetable.
2. Students must bring their own drawing material like HB Pencil, Non-Dust Eraser, Pencil, Colour etc.
3. Students should use their creative & imaginative skill while drawing and performing craft.
4. Difficult topics must be practiced in drawing file.

**Common Instructions for Teachers:**

1. Teachers should prepare the activities mentioned in study plan in advance.
2. Use of Technology must be there.
3. Check and return the drawing files in time.

**NOTE:** Practically demonstration must be given by teacher using E-Smart board, colorful chalks, dusters, colors etc.

**Tools For Evaluation:** Neatness in work and coloring. \* Students creativity and interest.

**APRIL**

Step By Step	Drawing file	No. of Periods	Activity	Teaching Aids
Page No. 3,5 to 10 (flower study + tree study)	Flower study	4	Paper flowers	Glaze paper, fevicol.

**MAY**

Step By Step	Drawing file	No. of Periods	Activity	Teaching Aids
Page No. 11, 13, 14, 15, 17, 19	Tree study	6	Prepare decorative things for Class display board.	Ivory sheet, poster colour.
<b>JUNE SUMMER VACATION</b>				
<b>JULY</b>				
Step By Step	Drawing file	No. of Periods	Activity	Teaching Aids
Page No. 20, 21, 23, 25 (Human study)	slogan on save tree	4	Frills making	coloured sheet, charts, decorative material, fevicol
<b>AUGUST</b>				
Revision of First Term Syllabus				
<b>SEPTEMBER</b>				
<b>FIRST TERM EXAMINATION</b>				

## SUBJECT- GENERAL KNOWLEDGE

Name of Book: Kid Wiz

Publication: DAV Publication

**"An investment in General Knowledge pays the best interest."**

**IMPORTANCE OF GENERAL KNOWLEDGE:** The name itself says that it is a general that every common student must and should possess. It is useful in terms of personal, academic and professional levels. In day to day life also general knowledge is very useful as it is all about common things. It is an important component of crystallized intelligence and is strongly associated with general intelligence. It is a wide body of information that a student acquires from education and from life. It also helps to grow student's confidence level and may prove to be of some great help during some important events of our lives like interview etc. A good knowledge of everything around always to impress the people around you.

### **AIMS AND OBJECTIVES:**

1. To acquaint students about their surroundings.
2. To have a healthy discussion about the day to day happenings around the world.
3. To formulate the students for the competitive level of general awareness.
4. To make students more competent and smarter.

**Instructions for the Teachers:**

1. It is necessary that the teacher's voice should be audible and clear.
2. It is mandatory to prepare the teaching content in advance.
3. Teacher will make it sure that all the students must carry their study material like books or scrap file etc.
4. It is advisable to maintain complete record of student's performance.
5. It is necessary that the checking must be done carefully and in proper time.

**Instructions for the Students:**

1. Students must complete the given work at proper time.
2. Scrap files must be maintained properly.
3. Students must follow all the instructions from the teacher.
4. Students must converse in English language.

**Note: Write 3 to 5 lines about every activity / project work on the scrap file.**

<b>APRIL</b>			
<b>Unit No. and Name</b>	<b>No. of Periods</b>	<b>Activity</b>	<b>Teaching Aids</b>
<b>UNIT I : Language and Literature</b>	3	Prepare a Fact file of the R. K. Narayan Paste 5 pictures of famous Books and write their Author Name also.	Kid Wiz Book + E-Smart
<b>My Self</b>	1	Self Introduction	Oral discussion
<b>MAY</b>			
<b>Unit No. and Name</b>	<b>No. of Periods</b>	<b>Activity</b>	<b>Teaching Aids</b>
<b>UNIT II: Environment Around</b>	3	Paste 5 pictures of endangered birds and animals. Paste 5 pictures of famous Indian Scientists.	Kid Wiz Book + E-Smart
<b>JUNE      SUMMER VACATON(Learn the completed syllabus for First Term)</b>			
<b>JULY</b>			
<b>Unit No. and Name</b>	<b>No. of Periods</b>	<b>Activity</b>	<b>Teaching Aids</b>
<b>UNIT III: World Around</b>	3	Paste 5 pictures of famous Bridges of the World.	Kid Wiz
<b>AUGUST    Revision of First Term Syllabus    Learning of School Lunch Prayer</b>			
<b>SEPTEMBER      FIRST TERM EXAMINATON</b>			

## वषय - नैतिक शक्षा

पुस्तक : नैतिक शक्षा प्रकाशन : डी.ए.वी. प्रकाशन

□ शष्ठाचार अथवा वनम्रतापूर्वक एवं शालीनतापूर्ण आचरण ही वह आभूषण है, जो मनुष्य को आदर-सम्मान दिलाता है □

### सामान्य उद्देश्य :

1. छात्रों में माता-पता, अध्यापकों एवं बुजुर्गों के प्रति सम्मान और सेवाभावना उत्पन्न करना |
2. छात्र-छात्राओं में ईश्वर भक्ति की भावना के साथ-साथ, उनमें आस्तिकता की भावना उत्पन्न करना |
3. धार्मिक रूच का संवर्धन करना, अच्छी आदतें डालना |
4. उन्हें देश एवं जाति की सेवा के प्रति कर्तव्यनिष्ठ बनाना |
5. उत्तम ग्रन्थों के माध्यम से स्वाध्याय के प्रति रूच जागृत करना |
6. देश-धर्म की सेवा में जीवन लगाने वाले तथा उत्तम ग्रन्थों की रचना द्वारा ज्ञान का संवर्धन करने वाले महापुरुषों के चरित्र से परिचय करवाना |

### नोट :

1. नैतिक शक्षा पुस्तक पढ़ना ही काफी नहीं है बल्कि अपने जीवन को धार्मिक व सदाचारी बनाना जरूरी है |
2. शिक्षा क्रम के अनुसार हवन से पहले बच्चों को दान के लिए प्रेरित किया जाए |

### सामान्य उद्देश्य :

1. छात्रों में माता-पता, अध्यापकों एवं बुजुर्गों के प्रति सम्मान और सेवा भावना उत्पन्न करना |
2. छात्र-छात्राओं में ईश्वरभक्ति की भावना के साथ-साथ उनमें आस्तिकता की भावना उत्पन्न करना |
3. धार्मिक रूच का संवर्धन करना, अच्छी आदतें डालना |
4. उन्हें देश एवं जाति की सेवा के प्रति कर्तव्यनिष्ठ बनाना |
5. उत्तम ग्रन्थों के माध्यम से स्वाध्याय के प्रति रूच जागृत करना |
6. देश-धर्म की सेवा में जीवन लगाने वाले तथा उत्तम ग्रन्थों की रचना द्वारा ज्ञान का संवर्धन करने वाले महापुरुषों के चरित्र से परिचय करवाना |

### अध्यापकों के लिए सामान्य निर्देश :

1. बच्चों को प्रतिदिन नैतिक मूल्यों की जानकारी देना |

2. बच्चों को पुस्तक ज्ञान को अपने अन्दर डालने के लिए प्रेरित करना।
3. उत्तर पुस्तिका में उत्तर ध्यानपूर्वक लिखना व बच्चों को लिखवाना।
4. समय-समय पर जाँचना।

वद्यार्थियों के लिए सामान्य निर्देश:

1. वद्यार्थी कक्षा में अनुशासन ढंग से पठन-पाठन क्रिया में भाग लें।
2. अध्यापकों द्वारा दी शिक्षा पर अमल करें।
3. मन्त्र, प्रार्थनाओं का नित्य अभ्यास करें।
4. सदाचारी, शष्टाचारी बने व अनुशासन में रहें।

**अप्रैल**

पाठ का नाम / वषय	कालांश	गति व ध्याँ	सहायक सामग्री
यज्ञ महिमा , आर्य समाज के नियम 1-10	2	छात्र शुद्ध रूप में याद करेंगे। सस्वर गायन, अभ्यास पुस्तिका में लिखकर याद करेंगे।	चार्ट, पुस्तक
पाठ -1 ईशस्तुति	1	समझकर उत्तर लखेंगे।	अभ्यास पुस्तिका
पाठ - 2 धर्म के लक्षण	2	उदाहरण के द्वारा भावार्थ धार्मिक गुणों को समझेंगे। (10 लक्षण)	पुस्तक अभ्यास

वषय संवर्धन गति व धः आर्य समाज नियम प्रतियो गता (1 से 10)

**मई**

पाठ का नाम / वषय	कालांश	गति व ध्याँ	सहायक सामग्री
पाठ - 3 आर्य समाज के नियम(3-6)	2	नियमों को समझकर लखेंगे।	सत्य और असत्य पर उदाहरण
पाठ - 4 अभियान गीत	1	अभ्यास पुस्तिका पर उत्तर लखेंगे। सस्वर गायन करेंगे + भावार्थ	पाठ्य पुस्तक
पाठ - 5 व्यायाम	2	छात्र व्यायाम पर कुछ वाक्य बोलेंगे + लखेंगे (6 वाक्य)	ई-स्मार्ट
पाठ - 6 प्रातः उठने के लाभ	2	प्रातः जल्दी उठने के लाभ पर चर्चा	ई-स्मार्ट
पाठ - 7 उद्बोधन गीत	1	उद्बोधन गीत का भावार्थ	पुस्तक

		लखेंगे सस्वर गायन	
जून	ग्रीष्मावकाश		
जुलाई			
पाठ का नाम / वषय	कालांश	गति व धर्याँ	सहायक सामग्री
पाठ - 8 सत्संग का महत्त्व	2	सत्संग के महत्त्व पर वाक्य बोलेंगे	अभ्यास पुस्तिका, पुस्तक
पाठ - 9 योग और उसके अंग	2	योग क्रयाओं को समझेंगे व 7 चर्चा	ई-स्मार्ट
अगस्त सतंबर	करवाए गए पाठ्यक्रम की दोहराई अर्ध वा षक परीक्षा		

## वषय - संस्कृत

पुस्तक : सुर भः

प्रकाशन : डी.ए.वी. प्रकाशन

सामान्य उद्देश्य :

1. वद्या र्थयों में संस्कृत के प्रति रू च एवं संस्कार उत्पन्न करना |
2. वद्या र्थयों में संस्कृत ज्ञान को वक सत करना |
3. बच्चों में राष्ट्रीय समाज व अपने संस्थान के प्रति सम्मान की भावना उत्पन्न करना |
4. पाठों के माध्यम से बच्चों को संस्कृत की बातचीत की शैली से परि चत करवाना |
5. स्वाध्याय की रू च को बढाना |

अध्यापकों के लिए सामान्य निर्देश :

1. अध्यापक पहले से ही पाठ योजना तैयार करें |
2. कक्षा में भाषा का उच्चारण शुद्ध व प्रभावशाली होना चाहिए |
3. सभी अध्यापक वद्या र्थयों के पठन कौशल में वशेष ध्यान दें |
4. बच्चों को संस्कृत भाषा बोलने के लिए प्रेरित करें |

वद्या र्थयों के लिए सामान्य निर्देश :

1. बच्चे पाठ के पठन पर वशेष ध्यान दें |
2. वद्यार्थी कक्षा में अनुशा सत ढंग से पठन पाठन प्र क्रया में भाग लें |
3. प्रतिदिन संस्कृत भाषा का अभ्यास करेंगे |
4. पीरियड के अनुसार संस्कृत पुस्तक लाना अनिवार्य है |

## अप्रैल

पाठ का नाम / वषय	कालांश	गति व धर्याँ	सहायक सामग्री
प्रार्थना ईश्वर ! तव महिमानं वन्दे	2	लयबद्ध प्रार्थना का उच्चारण करवाना व संस्कृत में परिचय बुलवाना ।	पुस्तक
पाठ -1 बुद्ध एव अस्माकं बलं	2	बुद्ध से सम्बन्धित एक अन्य कथा बच्चों से सुनना ।	अन्य पुस्तक

वषय संवर्धन गति व ध : संस्कृत में परिचय बुलवाना

## मई

पाठ का नाम / वषय	कालांश	गति व धर्याँ	सहायक सामग्री
पाठ - 2 अभ्यास: एव परमो गुरुः	2	अभ्यास के महत्व पर सूक्तियाँ एकत्रित करवाकर लखवाना ।	दृश्यात्मक सामग्री (चार्ट)
पाठ - 3 उपकारका: वृक्षाः	2	वृक्षों से मलने वालो चीजों के नाम संस्कृत में लखवाना ।	दृश्यात्मक सामग्री (चार्ट)
अव्यय, पद, प्रत्यय, उपसर्ग	1	केवल मौ खक	पुस्तक
गनती (1-25)	2	वस्तुएँ दिखाकर	दृश्यात्मक सामग्री

## जून ग्रीष्मावकाश

## जुलाई

पाठ का नाम / वषय	कालांश	गति व धर्याँ	सहायक सामग्री
पाठ - 4 आगच्छ ! भोजनं कुर्याम	2	संवाद बुलवाना, गृह की वस्तुओं की जानकारी देना	दृश्यात्मक सामग्री
पाठ - 5 सुवचनानि	2	श्लोकोच्चारण करवाना	पाठ्य पुस्तक
पत्र-1	1	पत्र का संक्षिप्त परिचय	दृश्यात्मक सामग्री

वषय संवर्धन गति व ध : पठन-पाठन कला

अगस्त करवाए गए पाठ्यक्रम की दोहराई  
सतंबर अर्ध वार्षिक परीक्षा



**ਵਿਸਾ - ਪੰਜਾਬੀ**  
**ਸਭ ਤੋਂ ਮਿੱਠੀ, ਸਭ ਤੋਂ ਸੋਹਣੀ**  
**ਮੇਰੇ ਸੋਹਣੇ ਪੰਜਾਬ ਵਰਗੀ ਇਹ ਪੰਜਾਬੀ।**  
**ਸਦਕੇ ਜਾਵਾਂ ਇਸ ਤੋਂ, ਜਿਸ ਨੇ ਬਖਸ਼ੀ ਟੌਹਰ ਨਵਾਬੀ।**  
**ਜਿਉਂਦੇ ਰਹੋ ਪੰਜਾਬੀਓ, ਤੇ ਵੱਸਦੀ ਰਹੋ ਪੰਜਾਬੀ।**

**ਪੁਸਤਕਾਂ:** ਕਿਲਕਾਰੀ ਪੰਜਾਬੀ ਪਾਠ ਪੁਸਤਕ ਭਾਗ-5  
 ਕਿਲਕਾਰੀ ਪੰਜਾਬੀ ਭਾਸ਼ਾ ਦਾ ਵਿਆਕਰਨ ਭਾਗ-7

**ਪੰਜਾਬੀ ਭਾਸ਼ਾ ਦੇ ਉਦੇਸ਼ :-**

1. ਮਾਤ-ਭਾਸ਼ਾ ਪੰਜਾਬੀ ਪ੍ਰਤੀ ਮੋਹ ਪੈਦਾ ਕਰਨਾ।
2. ਮਾਤ-ਭਾਸ਼ਾ ਰਾਹੀਂ ਸਹਿਜੇ ਹੀ ਗਿਆਨ ਹਾਸਲ ਕਰਨਾ।
3. ਮਾਤ-ਭਾਸ਼ਾ ਰਾਹੀਂ ਪੰਜਾਬੀ ਸੱਭਿਆਚਾਰ ਨਾਲ ਜੁੜਨਾ।
4. ਪੰਜਾਬੀ ਵਿਆਕਰਨ ਦੇ ਨਿਯਮਾਂ ਦਾ ਪੂਰਨ ਗਿਆਨ ਕਰਵਾਉਣਾ।
5. ਬੋਲਣ ਤੇ ਲਿਖਣ ਕੋਸ਼ਲ ਦਾ ਵਿਕਾਸ ਕਰਨਾ।

**ਬੱਚਿਆਂ ਲਈ ਨਿਰਦੇਸ਼ :-**

1. ਰੀਡਰ ਅਤੇ ਵਿਆਕਰਨ ਲਈ ਇੱਕ ਹੀ ਕਾਪੀ ਲਗਾਈ ਜਾਵੇਗੀ।
2. ਦੁਹਰਾਈ ਤੇ ਮੁਲਾਂਕਣ ਲਈ ਕਾਪੀਆਂ ਅਤੇ ਕਿਤਾਬਾਂ ਨੂੰ ਸੰਭਾਲ ਕੇ ਰੱਖਿਆ ਜਾਵੇ।
3. ਸਾਰਾ ਕੰਮ ਸਾਫ਼ ਅਤੇ ਸੁੰਦਰ ਲਿਖਤ ਵਿੱਚ ਕੀਤਾ ਜਾਵੇ।
4. ਹਰ ਪ੍ਰਸ਼ਨ ਦਾ ਉੱਤਰ ਲਿਖਣ ਤੋਂ ਬਾਅਦ ਲਾਈਨ ਲਗਾਈ ਜਾਵੇ।
5. ਅਧਿਆਪਕ ਦੁਆਰਾ ਦਿੱਤਾ ਕੰਮ ਸਮੇਂ ਸਿਰ ਪੂਰਾ ਕਰਕੇ ਕਾਪੀ ਨਿਰੀਖਣ ਲਈ ਦਿੱਤੀ ਜਾਵੇ।
6. ਹਰ ਪਾਠ ਤੋਂ ਬਾਅਦ ਸੁਧਾਰ ਕੰਮ ਜ਼ਰੂਰ ਕੀਤਾ ਜਾਵੇ।
7. ਟੈਸਟ ਲਈ ਕਾਪੀ ਵੱਖਰੀ ਲਗਾਈ ਜਾਵੇ ਤੇ ਕਵਰ ਜਰੂਰ ਕੀਤੀ ਹੋਵੇ।

**ਅਧਿਆਪਕਾਂ ਲਈ ਨਿਰਦੇਸ਼ :-**

1. ਭਾਸ਼ਾ ਦੇ ਸ਼ੁੱਧ ਉਚਾਰਨ ਤੇ ਸੁਲੇਖ ਵੱਲ ਖਾਸ ਧਿਆਨ ਦਿੱਤਾ ਜਾਵੇ।
2. ਹਰ ਪਾਠ ਪੂਰਾ ਹੋਣ ਮਗਰੋਂ ਟੈਲੀ ਕਰਵਾਇਆ ਜਾਵੇ।
3. ਪਾਠ ਨਾਲ ਸੰਬੰਧਿਤ ਗਤੀਵਿਧੀ ਜ਼ਰੂਰ ਕਰਵਾਈ ਜਾਵੇ।
4. ਹਰ ਪਾਠ ਪੜ੍ਹਨ ਤੋਂ ਬਾਅਦ ਭੁਲਾਵੇਂ ਸ਼ਬਦ ਜ਼ਰੂਰ ਲਿਖਵਾਏ ਜਾਣ।
5. ਕਾਪੀਆਂ ਅਤੇ ਕਿਤਾਬਾਂ ਦੀ ਚੈਕਿੰਗ ਸਮੇਂ ਸਿਰ ਧਿਆਨ ਨਾਲ ਕੀਤੀ ਜਾਵੇ।
6. ਬੱਚਿਆਂ ਦੀ ਭਾਸ਼ਾ ਸੰਬੰਧੀ ਹਰ ਗਤੀਵਿਧੀ ਦਾ ਪੂਰਾ ਰਿਕਾਰਡ ਰੱਖਿਆ ਜਾਵੇ।
7. ਭਾਸ਼ਾ ਮੰਚ ਸੰਬੰਧੀ ਗਤੀਵਿਧੀਆਂ ਨੂੰ ਧਿਆਨ ਵਿੱਚ ਰੱਖ ਕੇ ਪੂਰਾ ਕੀਤਾ ਜਾਵੇ।

**ਨੋਟ:** ਹਰੇਕ ਪਾਠ ਪੂਰਾ ਹੋਣ ਤੋਂ ਬਾਅਦ ਵਿਸ਼ਾ ਅਧਿਆਪਕ ਦੁਆਰਾ ਟੈਸਟ ਲਾਜ਼ਮੀ ਲਿਆ ਜਾਵੇ।

## ਅਪ੍ਰੈਲ

ਪਾਠ/ ਵਿਸ਼ਾ	ਪੀਰੀਅਡ	ਗਤੀਵਿਧੀਆਂ	ਕਲਾਕ੍ਰਿਤੀ	ਅਧਿਆਪਨ ਸਮੱਗਰੀ
ਪਾਠ-1 ਮੇਰਾ ਵੱਸਦਾ ਦੇਸ ਪੰਜਾਬ ਰਹੇ (ਕਵਿਤਾ)	3	ਪੰਜਾਬ ਸੰਬੰਧੀ ਜਾਣਕਾਰੀ ਪੇਜ ਨੰ 11	ਪੰਜਾਬ ਦੇ ਇਤਿਹਾਸਕ ਸਥਾਨਾਂ ਦੀਆਂ ਤਸਵੀਰਾਂ ਲਗਾ ਕੇ ਉਨ੍ਹਾਂ ਬਾਰੇ ਲਿਖੋ। (1.6.1)	ਪਾਠ ਪੁਸਤਕ, ਬੋਰਡ
ਪਾਠ- 2 ਮਹਾਰਾਜ ਦਾ ਨਿਆਂ(ਕਹਾਣੀ)	3	ਵੀਡੀਓ ਦਿਖਾਉਣੀ	ਚਿੱਤਰ ਵਰਨਣ	ਪਾਠ ਪੁਸਤਕ, ਵੀਡੀਓ
ਵਿਆਕਰਨ ਪਾਠ-1 ਭਾਸ਼ਾ ਜਾਂ ਬੋਲੀ	1		ਉਪਭਾਸ਼ਾ ਸੰਬੰਧੀ ਗੀਤ ਸੁਣਾਉਣੇ	ਪੁਸਤਕ
ਪਾਠ-2 ਵਿਆਕਰਨ	1		ਪੇਪਰ ਕਰਾਫਟ ਗਤੀਵਿਧੀ (4)	ਪੁਸਤਕ
ਲਿੰਗ ਪੇਜ28, 29 (ਪਹਿਲੀ ਲਾਈਨ)	1	ਆਸ ਪਾਸ ਦੀਆਂ ਵਸਤਾਂ ਦੀ ਲਿੰਗ ਬਦਲੀ ਕਰਵਾਉਣੀ		ਪੁਸਤਕ
ਵਚਨ (ਪੇਜ 35, 36 (ਪਹਿਲੀ ਲਾਈਨ)	1			ਪੁਸਤਕ
ਲੇਖ: ਦੁਸ਼ਹਿਰਾ	1	ਵਿਚਾਰ ਵਟਾਂਦਰਾ ਕਰਨਾ		ਪੁਸਤਕ
ਅਰਜੀ/ ਪੱਤਰ ਜੁਰਮਾਨਾ ਮੁਆਫੀ ਲਈ	1	ਪੱਤਰ ਦੀ ਭਾਗ ਵੰਡ ਸਮਝਾਉਣਾ		ਪੁਸਤਕ

ਮਈ				
ਪਾਠ/ ਵਿਸ਼ਾ	ਪੀਰੀਅਡ	ਗਤੀਵਿਧੀਆਂ	ਕਲਾਕ੍ਰਿਤੀ	ਅਧਿਆਪਨ ਸਮੱਗਰੀ
ਪਾਠ-3 ਇੱਕ ਡੱਬੀ ਵਿੱਚ ਬੱਤੀ ਦਾਣੇ	3	ਬੁਝਾਰਤਾਂ ਸੰਬੰਧੀ ਵੀਡੀਓ ਦਿਖਾਉਣੀ	ਦੋ ਬੁਝਾਰਤਾਂ ਲਿਖੋ(ਕਾਪੀ ਉੱਤੇ) (1.1.6)	ਪੁਸਤਕ, ਵੀਡੀਓ
ਪਾਠ-4 ਪਰਉਪਕਾਰ(ਕਵਿਤਾ)	3		ਕਵਿਤਾ ਤੋਂ ਕਹਾਣੀ ਬਣਾਓ (4.2.7)	ਪੁਸਤਕ
ਪਾਠ-5 ਸੱਚੀ ਮਿੱਤਰਤਾ (ਕਹਾਣੀ)	3	ਵੀਡੀਓ ਦਿਖਾਉਣੀ	ਚਿੱਤਰ ਵਿਚ ਰੰਗ ਭਰੋ। (1.1.9)	ਪੁਸਤਕ, ਵੀਡੀਓ
ਵਿਆਕਰਨ ਪਾਠ-3 ਵਚਨ ਬੋਧ ਅਤੇ ਵਚਨਮਾਲਾ	2	ਵਚਨਮਾਲਾ ਲਿਖੋ।		ਪੁਸਤਕ
ਅਸੁੱਧ ਸੁੱਧ (ਪੇਜ 103,104,105 (ਚਰ ਨਿਯਮ ਦੇ ਪਹਿਲੇ ਚਾਰ	1	ਸੁੱਧ ਕਰਕੇ ਲਿਖੋ।		ਪੁਸਤਕ
ਅਗੇਤਰ (1-15) + ਸੁਣਨ ਕਲਾ	1	ਕਹਾਣੀ ਸੁਣਾਉਣੀ	ਸੁਣਨ ਕਲਾ ਕਰਵਾਉਣੀ	ਪੁਸਤਕ

ਲੇਖ: ਗੁਰੂ ਗੋਬਿੰਦ ਸਿੰਘ ਜੀ	1	ਵਿਚਾਰ ਵਟਾਂਦਰਾ ਕਰਨਾ ਤੇ ਵੀਡੀਓ ਦਿਖਾਉਣੀ		ਪੁਸਤਕ
ਅਰਜੀ/ ਪੱਤਰ ਭੇਜ ਦੇ ਵਿਆਹ ਤੇ ਮਿੱਤਰ ਨੂੰ ਸੱਦਾ ਪੱਤਰ	1	ਪੱਤਰ ਦੀ ਭਾਗ ਵੰਡ ਸਮਝਾਉਣਾ		ਪੁਸਤਕ

ਜੂਨ: ਗਰਮੀ ਦੀਆਂ ਛੁੱਟੀਆਂ (ਪ੍ਰੋਜੈਕਟ: ਦੇਸ਼ ਦੇ ਕਿਸੇ ਰਾਜ ਸੰਬੰਧੀ ਜਾਣਕਾਰੀ ਬਾਰੇ)

ਜੁਲਾਈ:

ਪਾਠ/ ਵਿਸ਼ਾ	ਪੀਰੀਅਡ	ਗਤੀਵਿਧੀਆਂ	ਕਲਾਕ੍ਰਿਤੀ	ਅਧਿਆਪਨ ਸਮੱਗਰੀ
ਪਾਠ-6 ਧਰਤੀ ਦਾ ਸਵਰਗ- ਕਸ਼ਮੀਰ(ਲੇਖ)(ਕੇਵਲ ਪੜ੍ਹਨ ਲਈ	3	ਭਾਰਤ ਦੀਆਂ ਘੁੰਮਣਯੋਗ ਥਾਵਾਂ ਦੇ ਨਾਂ ਦੱਸੋ	ਸੁਲੇਖ ਕਰਵਾਉਣਾ	ਪੁਸਤਕ, ਵੀਡੀਓ
ਪਾਠ-7 ਬਾਰਾਂਮਾਹਾ(ਕਵਿਤਾ)	3	ਦੇਸੀ ਮਹੀਨਿਆਂ ਤੇ ਤਿਉਹਾਰਾਂ ਦੇ ਨਾਂ ਲਿਖਵਾਉਣੇ	ਕਾਵਿ ਟੁਕੜੀ ਚੋਂ ਪ੍ਰਸ਼ਨ ਉੱਤਰ	ਪੁਸਤਕ
ਪਾਠ-8 ਮੂਰਖ ਰਾਜਾ(ਕਹਾਣੀ)	4	ਮਗਰਮੱਛ ਤੇ ਬਾਂਦਰ ਕਹਾਣੀ ਦੀ ਵੀਡੀਓ ਦਿਖਾਉਣੀ	ਚਿਤਰ ਅਧਾਰਿਤ ਕਹਾਣੀ ਲਿਖੋ।(4)	ਪੁਸਤਕ, ਵੀਡੀਓ
ਵਿਆਕਰਨ ਪਾਠ-6 ਨਾਂਵ ਪਾਠ- 4 ਲਗਾਂ ਲਿਪੀ ਤੇ ਲਗਾਖਰ	2	ਪੇਪਰ ਕਰਾਫਟ ਗਤੀਵਿਧੀ		ਪੁਸਤਕ, ਵੀਡੀਓ
ਸਮਾਨਾਰਥਕ ਸ਼ਬਦ (1-15)	1	ਡਿਕਟੇਸ਼ਨ		ਪੁਸਤਕ
ਬਹੁਤੇ ਸ਼ਬਦਾਂ ਦੀ ਥਾਂ ਇੱਕ ਸ਼ਬਦ(1-20)	1	ਕੁਇਜ਼		ਪੁਸਤਕ
ਮਹਾਵਰੇ (1-20)	2			ਪੁਸਤਕ
ਲੇਖ: ਪਾਣੀ ਦੀ ਸੰਭਾਲ	1	ਵਿਚਾਰ ਵਟਾਂਦਰਾ ਕਰਨਾ		ਪੁਸਤਕ
ਅਰਜੀ/ ਪੱਤਰ ਨਗਰ ਪਾਲਿਕਾ ਦੇ ਪ੍ਰਧਾਨ ਨੂੰ ਮੁਹੱਲੇ ਦੀ ਸਫਾਈ ਲਈ	1	ਪੱਤਰ ਦੀ ਭਾਗ ਵੰਡ ਸਮਝਾਉਣਾ		ਪੁਸਤਕ

ਅਗਸਤ: ਦੁਹਰਾਈ ਤੇ ਨਿਯਮਕਾਲਕ ਪ੍ਰੀਖਿਆ

ਸਤੰਬਰ: ਪਹਿਲੀ ਛਿਮਾਹੀ ਦੀ ਪ੍ਰੀਖਿਆ

## SUBJECT - PERFORMING ART

**“It is the supreme art to awaken joy in creative expression and knowledge.”**

### Importance of Music & Dance:

Music and dance give great self-satisfaction and self confidence. It brings name, fame and riches i.e success in life. It has social, emotional, and spiritual benefits and gives happiness to life.

### Instruction for Teachers:

1. Give the introduction about your topic and demonstrate.
2. Pay attention towards Non Performers.
3. Teacher should be well prepared.
4. The song should be selected according to class level.
5. Assessment of students should be done on regular basis.

### Instruction for Students:

1. Move in queue to Music and Dance room.
2. Keep the shoes in shoes Rack.
3. Do the practice at home.
4. Don't touch anything without teacher's permission.

### Aims:

1. To develop a context for aesthetic and artistic experience and the opportunity to develop personally and physically through participated in dance in an enjoyable environment.
2. To provide for aesthetic experiences and to develop aesthetic awareness in the music, in drama, in dance and literature.

### Objectives:

1. To enhance knowledge and understanding of dance as an aesthetic & artistic experience.
2. Cooperate with others in dance activities.
3. To enrich personal and social development while interacting with others in a variety of structural contexts.
4. To arise the learning interest and area in instrumental learning.
6. To develop the interest to know about Indian culture.
7. To make them able to become an artist.

### **APRIL to MAY**

Topic	No. of Days	Tools & Techniques	Teaching Aid
Patriotic Song	6	Demonstration with singing	Mick, Harmonium Diary etc.
Classical Dance	6	Demonstration with steps	Electronic Tabla

### **JUNE**

### **SUMMER VACATION**

**JULY**

Topic	No. of Days	Tools & Techniques	Teaching Aid
Punjabi Folk	6	Explanation about shabad + Demonstration with singing	Harmonium+Tabla+Chimta-Manjira+ Mirox, Lyrics, Dholak
Punjabi folk Dance	6	Demonstration with action	Props & Sound System

**AUGUST**

Revision of First Term Syllabus

**SEPTEMBER****FIRST TERM EXAMINATION****SUBJECT - HEALTH & PHYSICAL EDUCATION**

**IMPORTANCE OF PHYSICAL EDUCATION:** Physical Education is the part of General Education program which is considered with growth, Development and education of students through the medium of muscle activities. It is the education of whole child by means of physical activities. Physical activities are the tools. They are so selected and considered as to influence every child's Physically, Mentally, Emotionally and Morally.

**AIMS & OBJECTIVES:**

1. Interact with the natural world in a positive manner.
2. Develop qualities such as leadership, team spirit, sense of belongingness, Courage and self defence.
3. Participate in the activities for fun and joy.
4. Conduct the movement with more body control.
5. To ensure optimum growth of each child.
6. Understand that hygienic fitness, protection and health care are important for health.
7. SEWA aims to develop a whole person in their intellectual, personal, social, emotional and social growth.

**Objectives and learning outcome will be cleared to the students:**

- All the Topics must be discussed thoroughly and all book exercises will be discussed orally. Class 5th to 10th, all the three activity of co-scholastic area must be cleared and basic knowledge must be given to students, guide the students, to opt any two and its practice will be done with the help of teachers, throughout the year.
- File of concerned chosen activities will be prepared. It will be accessed and evaluated.

**Common Instruction for the Teachers:**

1. Try to reach in class in time.

2. Bring your classes in the ground in line and discipline.
3. Take care of students in ground specially girls.
4. Prepare your team properly selected students from different classes.
5. Maintain sports ground properly.

**Common Instructions for the Students:**

1. Move always in line.
2. Maintain Self Discipline in Sports Ground.
3. Obey the instruction given by Teacher.
4. Play the games with team spirit.
5. Follow the rule and regulation during play the game.

**April**

Lesson No. / Topic	No. of Periods	Activities	Teaching Aids
Human Body	01	Demonstration	Chart / Video
Game- KHO -KHO (for girls) Volley Ball (for boys)	01	Play Games in Ground	Volley Ball / Whistle/Video/ Lime Powder
Gym Period	01	Exercise In Gym	Multi Gym
Yoga- Bhujangasana & Vajraasana	01	Perform Yogaasana	Body Movement

**May**

Lesson No. / Topic	No. of Periods	Activities	Teaching Aids
Sports skills	01	Demonstration	Chart / Video
Game-KHO-KHO (for girls)Volley Ball (for boys)	01	Play Games in Ground	Volley Ball / Whistle/Video/ Lime Powder
Gym Period	01	Exercise In Gym	Multi Gym
Yoga- Tarasana & Sarvangasana	01	Perform Yogaasana	Body Movement
SEWA (Social Empowerment through work Education & Action)	01	Project: Reduce, Recycle, Reuse (Most important 3 R's)	Discussion/Self Awareness

**JUNE SUMMER VACATION - International Yoga Day Celebration**

**JULY**

Lesson No. / Topic	No. of Periods	Activities	Teaching Aids
Game-KHO -KHO (for girls) Volley Ball (for boys)	01	Play Games in Ground	Volley Ball / Whistle/Video/ Lime Powder

Gym Period	01	Exercise In Gym	Multi Gym
Yoga-Halāsana & Dhanurasana	01	Perform Yogaasana	Body Movement
WE & Our Environment	01	Demonstration	Chart / Video
<b>Sports Day - 29 August</b>			
<b>AUGUST</b>		Revision of First Term Syllabus	
<b>SEPTEMBER</b>		<b>FIRST TERM EXAMINATION</b>	

## ORAL / PRACTICAL CRITERIA

### GENERAL KNOWLEDGE

Sr. No.	Criteria	Marks
1	Book Content	12
2	Scrap file	4
3	Current News	2
4	Self Introduction	2
5	Condition of Book	1
6	Condition of Diary	2
7	Discipline	1
8	Uniform	1
	<b>Total</b>	<b>25</b>

### PHYSICAL EDUCATION

Sr. No.	Criteria	Marks
1	Yoga Each Asanas(5 Marks)	15
2	Fundamental Skills of Games	15
3	Yoga Viva	5
4	Game Viva	5
5	Yoga Practical File	5
6	Game Practical File	5
	<b>Total</b>	<b>50</b>

### COMPUTER

Practical Activity 1 (10 Marks)	Practical Activity 2 (10 Marks)	Practical Activity 3 (10 Marks)	Marks of Two Best Activities (10+10=20)	Short Practical 2 (10) + Long Practical 1 (10) + Viva (10) = 30 Marks (Oral / Practical Examination)	Total Marks = 50 Monthly Activities (20) + Oral / Practical Examination (30)
<b>Students will be awarded grades as Computer / ICT is a Co - Scholastic Subject</b>					

### PERFORMING ART

**Note:-**Students will be observed in 5 points grading scale.

(A1 = Highly Competent, A2= Quite Capable, B1 = Performs Satisfactory, B2 = Trying Well, C = Can Do Better)

The aspects of regularity, sincere participation, output and teamwork.

## संस्कृत

क्रं वषय	कुल अंक(25)
1. पुस्तक पढना	5 अंक
2. व्याकरण	5 अंक
3. पाठ्य पुस्तक का अभ्यास	10 अंक
4. अनुशासन / वर्दी / पुस्तक (2+2+1)	5 अंक
कुलांक	25

### SECOND TERM (OCTOBER TO MARCH) SUBJECT- ENGLISH

**Note: 30% syllabus of First Term will come in Second Term.**

#### OCTOBER

Book Name	Lesson No: Topic	No of Periods	Tools & Techniques	Art Integration Activities/ Subject Enrichment Activities	Teaching Aids
English Literature	Lesson No-6 The Stone Soup in Bohemia (Only for Reading)	1	Only for reading (Summary discussion)		Textbook
English Literature	Lesson-7 A Stormy Adventure	5	Explanation		Textbook
English Literature	Lesson-8 The Spider and the Fly	3	Recitation + Class Discussion	Art Integration Activity- Invitation card (S.No- 1.4.4)	Textbook
English Practice	Lesson-6 Modals	2	Worksheet on Modals		Textbook and E-smart



English Reader	Lesson-4 Achievers B - 10 Letter, C - 8 Newspaper Report, C -10 E-Mail	3	Explanation	<b>Art Integration Activity- Project on Great Achievers &amp; Write about their Achievements (S.No- 5)</b>	Textbook , E-Smart Board
Phonetic Sounds	Diphthongs two (First two)	2	To be written in notebook		E smart video
Language Functions	Refusing	1	To be written in notebook		Notebook
Listening competencies	Listening to Respond	1	Small Worksheet to be pasted in notebook		Worksheet
Reading competencies	Reading for drawing conclusions/ Inferences	1	Small Worksheet to be pasted in notebook		Worksheet
Word Wheel		1	To be written in notebook		Notebook

**NOVEMBER**

<b>Book Name</b>	<b>Lesson No: Topic</b>	<b>No of Periods</b>	<b>Subject Enrichment Activities / Tools &amp; Techniques</b>	<b>Art Integration Activities</b>	<b>Teaching Aids</b>
English Literature	Lesson-9 The Human Robot	4	<b>Subject Enrichment Activity- Debate on Technology is Boon or Bane (Speaking Skill)</b>		Textbook , E-Smart Board

English Literature	Lesson-10 Friends and Flatterers	3	Recitation + Class Discussion	Handout + Video on True Friends and Flatterers	Textbook
English Practice	Lesson-11 Linkers	3	Worksheet on Linkers		Worksheet
English Practice	Lesson-8 Reported Speech	4	Worksheet of Narration		Textbook , E-Smart Board
English Practice	Lesson-3 The Compound Sentences	3	Inductive – Deductive Method		Textbook , E-Smart Board
English Practice	Lesson-12 Reading for Understanding (Passage 3-5)	2	Intensive Reading		Text-Book, E- Smart Board
English Reader	Lesson- 5 The Future World A - 9 Notice, B -9 & 10 E-Mail	3	Only for Discussion		Textbook , E-Smart Board
Phonetic Sounds	Diphthongs (Next Three)	3	To be written in notebook		E smart video
Language Functions	Agreeing and Regretting	1	To be written in notebook		Notebook
Listening competencies	Listening to Analyze & Listening to Infer	1	Small Worksheet to be pasted in notebook		Worksheet
Reading competencies	Reading for Character Analysis & Reading for Sequencing	1	Small Worksheet to be pasted in notebook		Worksheet
Sentence Starters		1	To be written in notebook		Notebook

**DECEMBER**

<b>Book Name</b>	<b>Lesson No: Topic</b>	<b>No of Periods</b>	<b>Subject Enrichment Activities / Tools &amp; Techniques</b>	<b>Art Integration Activities</b>	<b>Teaching Aids</b>
English Literature	Lesson: 11 Chocolates in My Dream Too	2	Class Discussion	<b>Art Integration Activity- Role Play of the chapter (S.No- 4)</b>	Text- Book
English Practice	Lesson:4 Phrases and Clauses	4	Inductive – Deductive Method		Textbook , E-Smart Board
English Practice	Lesson:7 Passive Voice	3	Handout on Rules and Exercises of Passive Voice	<b>Art Integration Activity- Procedure Description (recipe) of your favorite Dish (S.No- 4)</b>	Textbook
English Reader	Lesson:6 Unity in Diversity A -10 Speech, C – 6 Letter	3	C. 8 Pamphlet on Unity in Diversity (In Reader Book)	<b>Eh Bharat Shreshtha Bharat Activity:- Project Based on Language. Dress &amp; Festivals of Punjab and Odisha</b>	Textbook
Phonetic Sounds	Diphthongs (Next Three)	3	To be written in notebook		E smart video
Language Functions	Offering & Complaining	1	To be written in notebook		Notebook
Listening	Listening to	1	Small		Workshee

competencies	Evaluate & Listening to draw		Worksheet to be pasted in notebook		t
Reading competencies	Reading to draw,act,find, respond	1	Small Worksheet to be pasted in notebook		Worksheet
Linkers		1	To be written in notebook		Notebook

**JANUARY / FEBRUARY**

Revision of whole Syllabus

**MARCH****ANNUAL EXAMINATION****वषय - हिंदी**

अक्टूबर			
पाठ का नाम और वषय	कालांश	वषय संवर्धन /कला एकीकृत गति व ध	सहायक सामग्री
पाठ – 11 उस रात की बात (कहानी)	5	पाठ में वर्णित मानवीय मूल्यों की चर्चा करना ।	पाठ्य पुस्तक
पाठ -12 दोहे	5	दोहा गायन (कला एकीकृत) (2.2.2)	दृश्यात्मक प्रस्तुतिकरण
पाठ – 13 साहस को सलाम	5	स्वयं की डायरी लिखना । रचनात्मक लेखन ।	पाठ्य पुस्तक
पाठ – 14 एस. रामानुजन (केवल पढ़ने के लिए)	3	रामानुजन के जीवन का परिचय देना । (परियोजना कार्य ) (5)	ई स्मार्ट
नवम्बर			
पाठ का नाम और वषय	कालांश	वषय संवर्धन /कला एकीकृत गति व ध	सहायक सामग्री
पाठ-15 अन्न दाता कृषक (कवता)	5	खेती में आने वाली समस्याओं की चर्चा करना ।	सामूहिक चर्चा
पाठ -16 देश भक्त पुरु	5	पाठ में आए चरित्रों में से किसी एक का	सम्बंधित

(नाटक) केवल पढ़ने के लिए ।		मुखौटा बनाना   (1.3.1)	पुस्तकें
पाठ-17 काकी (कहानी)	5	पतंग बनाना (रचनात्मक कार्य)	पाठ्य पुस्तक
दिसम्बर			
पाठ का नाम और वषय	कालांश	वषय संवर्धन /कला एकीकृत गति व ध	सहायक सामग्री
पाठ-18 बाल लीला एवं कुंड लयाँ	5	पठित काव्यांश ( वषय संवर्धन )	ई -स्मार्ट कार्य प्रपत्र
पाठ -19 गणेशोत्सव (निबंध)	6	क्ले की मदद से गणेश जी की प्रतिमा बनाना (कला एकीकृत) (5) एवं पठित गद्यांश ।	दृश्यात्मक प्रस्तुतिकरण , कार्य प्रपत्र
पाठ - 20 कर्मवीर (क वता)	5	कर्मवीर व्यक्तियों की (चर्चा)	पाठ्य पुस्तक
जनवरी / फरवरी	द्वितीय सत्र की दोहराई		
मार्च	वार्षिक परीक्षा		

## SUBJECT - MATHEMATICS

**Note: 30% Syllabus of First Term will come in Second Term.**

**Chapter-1 Rational Numbers, Chapter-8 Triangle & its properties will come in Term-II Examination.**

### OCTOBER

Chapter No. With Name	No. of Periods	Subject Enrichment Activities / Art Integration / Project	Teaching Aids
Chapter 6 Algebraic Expressions	9 - 10	Graffiti wall	E- Smart Contents
Chapter 7 Linear Equations in one Variable	8 - 10	_____	E-Smart Contents

**NOVEMBER**

Chapter No. With Name	No. of Periods	Subject Enrichment Activities / Art Integration / Project	Teaching Aids
Chapter 4 Exponents and Radicals	10-12	_____	Properties in E-Smart contents
Chapter 11 Perimeter and Area	15 - 18	To find ratio of circumference of a circle to its diameter Application of concepts	Cut-outs of different Shapes & Real life examples

**DECEMBER**

Chapter No. With Name	No. of Periods	Subject Enrichment Activities / Art Integration / Project	Teaching Aids
Chapter 13 Symmetry	4-5	_____	Colourful papers along with examples of symmetry
Chapter 14 Visualising Solids	3 - 4	Net of LUDO DICE Individual, Project/ Creative Thinking	E- Smart Contents
Chapter 15 Application of Percentage	8 - 9		Discount offers Advertisement

**Note:- Case Based Questions and Viva will be conducted before Final Examination.**

**JANUARY/ FEBRUARY**      Revision of whole Syllabus  
**MARCH**                      ANNUAL EXAMINATION

**SUBJECT-SCIENCE**

**Note: 30% syllabus of first term will come in 2<sup>nd</sup> term.**

**Ch- 1 (Nutritions in Plants) & Ch - 11(Electric Charges at Rest)**

**OCTOBER**

Chapter No. and Name	No. of Periods	Practical/ Subject Enrichment Activities	Teaching Aids
<u>Lesson 3</u> Chemical Substances and Processes	10	1. To study various chemical reactions (W) 2. Mnemonic	Materials required for the activity

<b>Lesson 4</b> Acid Bases and Salts.	10	To study the effect of indicators on acidic , basic and neutral salts(W)(Sr. No - 1.1.1 Chart of Acid & Bases Substances in your Kitchen )	Material required for the activity
--	----	--	------------------------------------

**NOVEMBER**

Chapter No. and Name	No. of Periods	Practical/ Subject Enrichment Activities	Teaching Aids
<b>Lesson - 17</b> Electric Current and its Effects	10	1. Working of Electric Bell through model.	Materials required for activities
<b>Lesson - 9</b> Reproduction in Plants	7	1. <u>Infographic making of reproduction &amp; seed dispersal</u> 2. To dissect a flower and study its parts.(W)	Live models, charts, Model of a flower
<b>Lesson : 14</b> Fabric from fibre	4	1. To study the life cycle of a silk moth. 2. Show life cycle of silk moth by using dialy life material like cotton, beads etc.	E-Smart

**DECEMBER**

Chapter No. and Name	No. of Periods	Practical	Teaching Aids
<b>Lesson : 7</b> Respiration in Organisms	10	1. To show that exhaled air contains carbon dioxide through NaOH and phenolphthalein(W)	Model, Chart, materials required for activity
<b>Lesson : 12</b> Light	15	1. To study image formation by concave and convex mirror.	Materials required for activity, Plane mirror, convex mirror, concave mirror

**JANUARY / FEBRUARY  
MARCH**

Revision of whole Syllabus  
**ANNUAL EXAMINATION**

**SUBJECT- SOCIAL SCIENCE****Note: Whole syllabus of First Term will come in Second Term.****Chapter no. 01 Components of Environment****Chapter no. 19 Our State Government****Chapter no. 02 Earth and Changes on it.****OCTOBER**

<b>Lesson No./ Topic</b>	<b>No. of Periods</b>	<b>Subject Enrichment Activities/ Activity</b>	<b>Art Integration</b>	<b>Teaching Aids/ Technology</b>
<b><u>GEOGRAPHY</u></b> Lesson-4: Air Around Us	6	Project : Poster on Save Environment & Paste in Notebook(S.No. 1.4.2)	<b>Diagram of Structure of Atmosphere (S.No. 1.1.4)</b>	Videos related to topics, E-Smart Content
Lesson-5: Water Surrounding the Earth	5		Weather variation in Andhra & Punjab on A4 sheets.	E-Smart Content, Videos related to topics
<b><u>HISTORY</u></b> Lesson-14: Regional Powers (Only For Discussion)	2			
<b><u>CIVICS</u></b> Lesson-21: Advertising & Democracy	5		<b>Make any one slogan - Literacy or Health(S.No.1.1.8)</b>	Advertisements, Books pictures, E-Smart Content

**NOVEMBER**

<b>Lesson No./ Topic</b>	<b>No. of Periods</b>	<b>Subject Enrichment Activities/Activity</b>	<b>Art Integration</b>	<b>Teaching Aids/ Technology</b>
<b><u>GEOGRAPHY</u></b> Lesson-6: Life On the Earth (only discussion)	5	Map skill -page no. 48	<b>Worksheet</b>	E-Smart Content
<b><u>GEOGRAPHY</u></b>	5	Map Work:	<b>Something to</b>	E-Smart Content ,



Lesson-7: Human Environment		International Airports and sea ports in India.(Any 5)	<b>do - page no. 56</b>	Pictures related topics
<b>HISTORY</b> Lesson-15: The Mughal Empire	6	Something to Do- no.3- Who am I? Page no.130	<b>Time line</b>	PPT, E-Smart Board,
<b>CIVICS</b> Lesson-22: Unpacking Gender (only for internal assessment)	5	Map Work: Page no.190		Text Book, E-Smart Content, Pictures of gender inequality

**DECEMBER**

Lesson No. / Topic	No. of Periods	Subject Enrichment Activities/Activity	Art Integration	Teaching Aids/ Technology
<b>GEOGRAPHY</b> Lesson-8: Land and the People(Only For Discussion)	2			E-Smart Content
<b>HISTORY</b> Lesson-16: Emergence of Independent States	2	(S.No. 4.1.1) A story on Shiva ji / Sikhs / Rajputs - wars and life(Mind Map)		Text Book,
Lesson-17: Major Religions	4	<b>Something to do Page No -&gt;148</b>	<b>Hands Out on Major Religions(Project)S.no.6</b>	E-Smart Content
<b>CIVICS</b> Lesson-23 Markets Around Us	5	Map Skill Page No. 198		E-Smart Content

**JANUARY /FEBRUARY**  
**MARCH**

Revision of whole Syllabus  
**ANNUAL EXAMINATION**

**SUBJECT - COMPUTER**

<b>OCTOBER</b>			
<b>Chapter No./ Name of Chapter</b>	<b>No. of Periods</b>	<b>Activities</b>	<b>Teaching Aids</b>
Chapter - 5 GIMP Tools	6	1. Learn various tools available in GIMP. 2. Use advanced tools of GIMP for editing images	E-Smart Board, GIMP
<b>NOVEMBER</b>			
<b>Chapter No./ Name of Chapter</b>	<b>No. of Periods</b>	<b>Activities</b>	<b>Teaching Aids</b>
Chapter - 6 Advanced GIMP	6	1. Concept of layers 2. Filters and Masking.	E-Smart Board, GIMP
Chapter-7 Basics of Internet	3	1. Role of World Wide Web 2. Concept of web server	E-Smart Board, Internet Connection
<b>DECEMBER</b>			
<b>Chapter No./ Name of Chapter</b>	<b>No. of Periods</b>	<b>Activities</b>	<b>Teaching Aids</b>
Chapter-7 Basics of Internet	3	Web Browsers and Blogs	E-Smart Board, Internet Connection
Chapter - 8 Internet and Web Services	6	Use of E-Learning, E-Commerce, E-Shopping, E-Reservation, E-Banking.	E-Smart Board,Internet Connection
<b>JANUARY / FEBRUARY</b>		Revision + Oral / Practical Examination	
<b>MARCH</b>		<b>ANNUAL EXAMINATION</b>	

**SUBJECT -VISUAL ART**

<b>OCTOBER</b>				
<b>Step By Step</b>	<b>Drawing file</b>	<b>No. of Periods</b>	<b>Activity</b>	<b>Teaching Aids</b>
Page No. 29, 31, 33,35 (composition)	Draw and colour landscape	4	Wall Hanging	Decorative material, thali, fevicol
<b>NOVEMBER</b>				
<b>Step By Step</b>	<b>Drawing file</b>	<b>No. of Periods</b>	<b>Activity</b>	<b>Teaching Aids</b>
Page No. 37,39,41,43 (composition)	Draw and colour seascape	6	Idol Making( Ganesha Toys etc.)	Colour brushes, ivory sheet, fevicol.

**DECEMBER**

Step By Step	Drawing file	No. of Periods	Activity	Teaching Aids
Page No. 44 to 47 (composition)	Fruits composition with poster colour	5	File Decoration	Colourful charts decorative material.

**JANUARY/FEBRUARY**

Revision of whole Syllabus

**MARCH****ANNUAL EXAMINATION****SUBJECT - GENERAL KNOWLEDGE****OCTOBER**

Unit No. and Name	No. of Periods	Activity	Teaching Aids
<b>UNIT IV</b> Art and Culture	3	Paste 5 pictures of different dance styles with their associated places.	Kid Wiz + E-Smart

**NOVEMBER**

Unit No. and Name	No. of Periods	Activity	Teaching Aids
<b>UNIT V</b> Math Magic	3	Paste Picture of great Mathematician Ramanujan and prepare his fact file as shown on page no. 78 of your book.	Kid Wiz + E-Smart
House Information	1	Knowledge of all school houses.	Oral discussion

**DECEMBER**

Unit No. and Name	No. of Periods	Activity	Teaching Aids
<b>UNIT VI</b> Sports and Games	3	1. Paste 5 pictures of famous Hockey Stars of India. 2. Paste any 5 pictures of famous Asanas with their names.	Kid Wiz + E-Smart

**JANUARY / FEBRUARY**

Revision of whole Syllabus

**MARCH****ANNUAL EXAMINATION****वषय - नैतिक शिक्षा**

अक्टूबर			
पाठ का नाम / वषय	कालांश	गति व धर्याँ	सहायक सामग्री
माँ-बाप को भूलना नहीं	1	छात्र याद करेंगे   सस्वर उच्चारण	चार्ट

		करवाना	
पाठ -10 ईश वनय	1	उत्तर लखेंगे   + भावार्थ	पुस्तक
पाठ -11 स्वामी श्रद्धानंद	2	पाठ को समझकर बुराईयों को छोड़ेंगे।	गुरुकुल भ्रमण
पाठ -12 महात्मा हंसराज	2	महात्मा हंसराज जी पर 7 वाक्य लखेंगे	उदाहरण
पाठ -13 स्वामी दर्शनानंद (केवल पढ़ने के लिए)	2	इनके प्रचार कार्यों का उल्लेख	
नवंबर			
पाठ का नाम / वषय	कालांश	गति व धर्याँ	सहायक सामग्री
पाठ -14 आर्य पार्थक पं. लेखराम	2	इनके कुछ ग्रंथों के नाम प्रस्तुत करेंगे	पुस्तक
पाठ -15 उद्घोष	1	उद्घोष क वता का भावार्थ लखेंगे	महापुरुषों का उदाहरण
पाठ -16 मेरा देश	2	देश के अलग-अलग नाम याद करके उत्तर लखेंगे	स्वामी दयानंद जी का उदाहरण
पाठ -17 रोगी कौन नहीं	2	पाप का अन्न खाने से होने वाली हानि के प्रभाव उदाहरण प्रस्तुत करेंगे	पुस्तक
दिसंबर			
पाठ का नाम / वषय	कालांश	गति व धर्याँ	सहायक सामग्री
पाठ -18 अंध वश्वास का फल (केवल पढ़ने के लिए)	2	सम्राटों का उदाहरण	अभ्यास पुस्तिका
पाठ -19 अटल प्रीति	1	प्रभुभक्ति पर भजन + भावार्थ	पाठ्य पुस्तक एवं अभ्यास पुस्तिका
पाठ -20 हमारे पर्व	2	छात्र कुछ पर्वों के नाम लखेंगे	ई-स्मार्ट
पाठ -21	1	मंत्र याद करेंगे  (कोई 4 मन्त्र)	ई-स्मार्ट
पाठ -22	1	शांति पाठ लखकर याद करेंगे	पुस्तक

जनवरी / फरवरी करवाए गए पाठ्यक्रम की दोहराई  
मार्च वा षक परीक्षा  
नोट: प्रत्येक पाठ के बाद परीक्षा ली जाएगी |

## विज्ञा - पंजाबी

अकतुबतर:

पाठ/ विज्ञा	पीरीअड	गतीविपीआं	कलाक़िती	अधिआपन समंगरी
पाठ-9 अंषां दे रुंख(लेख)	3		पैरुा रचना(किसे अडुल जाद बारे) (4)	पुसतक
पाठ-10 भासा(कविता)	3		उपबेलीआं दा गीत सुणाउहा	पुसतक, वीडीओ
पाठ-11 निंषु वाली धीर(कहाणी)	3	धीर बहाउहा दी विपी कापी ते लिखवाउहा		पुसतक
विआकरन पाठ-9 पडनांव	2	वीडीओ राही करवाउहा	पेपर कराफट	पुसतक, वीडीओ
पाठ-10 विसेसुत पाठ-11 किरिआ	2	वीडीओ राही करवाउहा	पेपर कराफट	पुसतक
विरोपी सुबद (1-25 ) पहिली लाएनि	1			पुसतक
लेख: सवेर दी सैर	1	विचार वटांदरा करना		पुसतक
अरजी/ पंतुर सकुल विंच पहिली वार दाखला लेन लही मुंख अधिआपक नुं पंतुर	1	पंतुर दी भाग वंड समझाउहा		पुसतक

नवेबतर:

पाठ/ विज्ञा	पीरीअड	गतीविपीआं	कलाक़िती	अधिआपन समंगरी
पाठ-12 टटीहरी(लेख) (केवल पडुन लही)	4	विसे संबपी वीडिओ दिखाउहा	उसवीर वरनह	पुसतक, वीडीओ
पाठ-13 हिंमत दा पला (कविता)	3	विसे संबपी वीडिओ दिखाउहा	कविता तें कहाणी लिखे।(4)	पुसतक, वीडीओ
पाठ-14 सिआहा खेता	4	कहाणी सुणाउहा		पुसतक

(ਕਹਾਣੀ)				
ਪਾਠ-12 ਕਾਲ ਅਤੇ ਵਾਚ	2	ਵੀਡੀਓ ਰਾਹੀਂ ਕਰਵਾਉਣਾ		ਪੁਸਤਕ
ਭਰੂ ਆਰਥਕ ਸ਼ਬਦ (1-10)				ਪਾਠ- ਪੁਸਤਕ
ਪਿਛੇਤਰ (1-15) ਸੁਣਨ ਕਲਾ	1	ਵੀਡੀਓ/ਐਡੀਓ ਸੁਣਾਉਣੀ	ਸੁਣਨ ਕਲਾ	ਪੁਸਤਕ
ਲੇਖ: ਸ਼੍ਰੀ ਗੁਰੂ ਨਾਨਕ ਦੇਵ ਜੀ	1	ਵਿਚਾਰ ਵਟਾਂਦਰਾ ਕਰਨਾ		ਪੁਸਤਕ
ਅਰਜੀ/ ਪੱਤਰ ਕਿਸੇ ਕਿਤਾਬਾ ਦੀ ਫਰਮ ਤੋਂ ਵੀ ਪੀ ਪੀ ਰਾਹੀਂ ਕਿਤਾਬਾਂ ਮੰਗਵਾਉਣ ਲਈ	1	ਪੱਤਰ ਦੀ ਭਾਗ ਵੰਡ ਸਮਝਾਉਣਾ		ਪੁਸਤਕ

## ਦਸੰਬਰ:

ਪਾਠ/ ਵਿਸ਼ਾ	ਪੀਰੀਅਡ	ਗਤੀਵਿਧੀਆਂ	ਕਲਾਕ੍ਰਿਤੀ	ਅਧਿਆਪਨ ਸਮੱਗਰੀ
ਪਾਠ- 15 ਖੰਡ ਤੇ ਗੁੜ	4	ਵੀਡੀਓ ਦਿਖਾਉਣੀ		ਪੁਸਤਕ, ਵਾਰਤਾਲਾਪ
ਪਾਠ-16 ਬਾਪੂ ਦੀ ਘੋੜੀ(ਇਕਾਂਗੀ)( ਕੇਵਲ ਪੜ੍ਹਨ ਲਈ)	4		ਇਕਾਂਗੀ ਮੰਚਨ	ਪੁਸਤਕ, ਸਜੀਵ ਪਾਤਰ
ਵਿਆਕਰਨ ਪਾਠ-24 ਵਿਸਰਾਮ ਚਿੰਨ੍ਹ	2	ਪੀ ਪੀ ਟੀ ਦਿਖਾਉਣੀ		ਪੁਸਤਕ, ਪੀ ਪੀ ਟੀ
ਬਹੁਤੇ ਸ਼ਬਦਾਂ ਦੀ ਥਾਂ ਇੱਕ ਸ਼ਬਦ (21-40)	1	ਡਿਕਟੇਸ਼ਨ		ਪੁਸਤਕ
ਅਖਾਣ ਕੇਵਲ ਅਰਥ (1-15)	1			ਪੁਸਤਕ
ਲੇਖ: ਦੀਵਾਲੀ	1	ਵਿਚਾਰ ਵਟਾਂਦਰਾ ਕਰਨਾ		ਪੁਸਤਕ
ਅਰਜੀ/ ਪੱਤਰ ਛੋਟੇ ਭਰਾ ਨੂੰ ਪੜ੍ਹਾਈ ਲਈ ਪ੍ਰੇਰਨਾ ਪੱਤਰ	1	ਪੱਤਰ ਦੀ ਭਾਗ ਵੰਡ ਸਮਝਾਉਣਾ		ਪੁਸਤਕ

ਜਨਵਰੀ / ਫਰਵਰੀ- ਕੀਤੇ ਗਏ ਕੰਮ ਦੀ ਦੁਹਰਾਈ ਤੇ ਨਿਯਮਕਾਲਕ ਪ੍ਰੀਖਿਆ  
ਮਾਰਚ- ਦੂਜੀ ਛਿਮਾਹੀ ਪ੍ਰੀਖਿਆ (ਦੂਜੀ ਟਰਮ + ਪਹਿਲੀ ਟਰਮ ਦਾ 30% ਸਿਲੇਬਸ)  
(ਪਾਠ- 8 ਮੂਰਖ ਰਾਜਾ, ਲਿੰਗ ਬਦਲੇ (1-32 ਪਹਿਲੀ ਲਾਈਨ), ਵਚਨ ਬਦਲੇ

## वषय - संस्कृत

अक्तूबर			
पाठ का नाम / वषय	कालांश	गति व धर्याँ	सहायक सामग्री
पाठ - 6 यस्य बुद्धः तस्य बलं	2	संवाद बुलवाना	पुस्तक
पाठ -7 बुद्धः एव उत्तमा	2	बुद्ध से संबंधत एक अन्य कथा बच्चों से सुनना	अन्य पुस्तक
नवंबर			
पाठ का नाम / वषय	कालांश	गति व धर्याँ	सहायक सामग्री
पाठ - 8 अ ववेकः परमापदां पदम्	2	सूक्तियाँ एकत्रित कर बुलवाना	चार्ट
पाठ - 9 बुद्धमान गोपालकः	2	बुद्ध का महत्त्व बताना	पुस्तक
गनती 1-25	1	मटका गेम	चट्स
दिसंबर			
पाठ का नाम / वषय	कालांश	गति व धर्याँ	सहायक सामग्री
पाठ -10 मधुरा ण वचनानि	2	मधुर वचन बुलवाने	अन्य पुस्तक
पत्र 2	1	पत्र का संक्षप्त परिचय	पुस्तक
वषय संवर्धन गति व ध - श्लोक उच्चारण प्रतियो गता			
जनवरी /फरवरी	करवाए गए पाठ्यक्रम की दोहराई		प्रत्येक पाठ के बाद परीक्षा ली जाएगी ।
मार्च	वार्षिक परीक्षा		

## SUBJECT - PERFORMING ART

### OCTOBER-NOVEMBER

Topic	No. of Days	Tools & Techniques	Teaching Aid
Shabad	6	Demonstration with singing	Harmonium+Tabla+ Mirox, Lyrics,Dairy etc.
Lillyput Dance + Western Dance	6	Demonstration with steps	Sound System
National Anthem +	6	Demonstration with	Harmonium,

DAV GAAN		singing& Instruments.	keyboard, congo etc.
----------	--	-----------------------	----------------------

**DECEMBER-****Revision****JANUARY/FEBRUARY**

Revision of whole Syllabus

**MARCH****ANNUAL EXAMINATION****SUBJECT - HEALTH & PHYSICAL EDUCATION**

<b>OCTOBER</b>			
<b>Lesson No. / Topic</b>	<b>No. of Periods</b>	<b>Activities</b>	<b>Teaching Aids</b>
Food & Nutrition	01	Demonstration	Chart / Video
Gym Period	01	Exercise In Gym	Multi Gym
Game- KHO-KHO (for girls) Volley Ball (for boys)	01	Play Games in Ground	Volley Ball/ Video/ Whistle/ Lime Powder
Yoga-Bhujangasana & Chakarasana	01	Perform Yogaasana	Body Movement/ Chart
<b>NOVEMBER</b>			
<b>Lesson No. / Topic</b>	<b>No. of Periods</b>	<b>Activities</b>	<b>Teaching Aids</b>
Safety & Security	01	Demonstration	Chart
Game- KHO-KHO(for girls ) Volley Ball( for boys )	01	Play Games in Ground	Volley Ball/ Video/ Whistle/ Lime Powder
Gym Period	01	Exercise In Gym	Multi Gym
Yoga-Halāsana & Dhurasana	01	Perform Yogaasana	Body Movement/ Chart
<b>DECEMBER</b>			
<b>Lesson No. / Topic</b>	<b>No. of Periods</b>	<b>Activities</b>	<b>Teaching Aids</b>
Social health/ Consumer health & sports services	01	Demonstration	Chart / Video



Gym Period	01	Exercise In Gym	Multi Gym
Yoga-Padamasana & Tarasana	01	Perform Yogaasana	Body Movement/ Chart
Game- KHO-KHO (for girls) Volley Ball (for boys)	01	Play Games in Ground	Volley Ball/ Video/ Whistle/ Lime Powder
<b>Subject Enrichment Activities</b>			
1. Benefits of Yoga, Yoga Files.			
2. Rules for game Kho - Kho, Volley Ball, Game File.			
<b>JANUARY/FEBRUARY</b>		Revision of whole Syllabus	
<b>MARCH</b>		<b>ANNUAL EXAMINATION</b>	

### CALENDAR ACTIVITIES

Sr. No.	Month	Activities
1	May	Mother's Day (Card Making)
2	July	Junior Scientist KHOJ Quiz + Cyber awareness-Stay Safe online (Slogan Writing competitions)
3	August	Cartoon Making Competition
4	October	Ram leela Manch / Doha Gayan Pratiyogita
5	November	Riddles
6	January	Khula Manch Pratiyogita

## INTERNAL ASSESSMENT

Internal assessment is based mostly on core competencies desired in each subject. Under each competency, parameters / tools to be used to test the competency are mentioned below.

LANGUAGES	
COMPETENCIES	ASSESSMENT PARAMETERS
<b>LISTENING &amp; SPEAKING SKILL(10)</b>	<b>LISTENING TASKS</b> (based on listening to recorded material/ audio for gist, specific details, understanding, analysis, inference, to draw conclusions, to report / communicate, to sequence, to find purpose, to understand vocabulary to draw a road map/ picture to act or follow, etc.)
	<b>CONVERSATION</b> (interviews, telephonic conversation, panel discussions, pair/group discussions, circle time, interactive activities, etc.)
	<b>PHONICS</b> (poem recitation, paragraph narration, word pronunciation, stress, intonation, pauses, tone, etc.)
	<b>LANGUAGE FUNCTIONS</b> (suggesting, seeking/ giving permissions, Refusing / agreeing, offering, complaining, requesting, complimenting, apologizing, ordering etc.)
	<b>PRESENTATION</b> (topic presentation, picture description, story telling, extempore, debate, radio show, advertisements, newsroom, roleplay, class assembly etc.)
<b>READING SKILL(5)</b>	<b>READING COMPREHENSION</b> (reading for central idea, cause effect, similarity difference, predicting, fact & opinion, drawing conclusions, character analysis, creating concept maps/ flowcharts/ graphic, organisers etc.)
	<b>VOCABULARY &amp; DICTIONARY USE</b> (new words, synonyms, antonyms, Idioms and their usage in sentences)
	<b>LOUD READING</b> (with focus on rhyme, rhythm, pronunciation, word & Sentence stress, pauses, etc.)
<b>WRITING SKILL &amp;</b>	<b>CREATIVE WRITING</b> (based on verbal or visual stimulus, sentence formation, paragraph drafting, describing an object / place / person / event, story writing, etc. using creativity, coherence, cohesion and appropriate sentence starters)
	<b>GRAMMAR</b> (games, activities and worksheets-contextual use of

<b>LANGAUGE</b>	Grammar for editing, fill-ups, cloze text, etc.)
<b>CONVENTIONS (5)</b>	<b>VOCABULARY&amp;DICTIONARYUSE</b> (new words, synonyms, antonyms, Idioms & proverbs, contextual usage in sentences)
	<b>SPELLING</b> (puzzles, worksheets, activities and games to learn spelling)
<b>PORTFOLIO (5)</b>	<b>NOTEBOOK PRESENTATION &amp; CORRECTIONWORK</b>
	<b>ART INTEGRATED SUBJECT ENRICHMENT ACTIVITIES</b>
	<b>CLASS TEST/ORALTEST/VERBAL REASONING QUIZ</b>
<b>PROJECT (5)</b>	<b>PROJECT &amp; VIVA</b>
<b>GOOD READER BONUS</b>	<b>(0/1/2/3/4marks)*</b> For details, please see annexure
<b>English Book for Reader Bonus Points</b>	Read Now-6 (1 <sup>st</sup> and 2 <sup>nd</sup> Term)

### SCIENCE

<b>COMPETENCIES</b>	<b>ASSESSMENT PARAMETERS</b>
<b>CRITICAL THINKING &amp; EVALUATION (5)</b>	GROUP DISCUSSION / SYMPOSIUM (GROUP)
	DEBATE / ELOCUTION / EXTEMPORE (INDIVIDUAL)
<b>PROBLEM SOLVING &amp; INFERENCE (5)</b>	EXPERIMENT / PRACTICAL DEMO / LAB ACTIVITY
	FIELD STUDY - SURVEY / INTERVIEW / QUESTIONNAIRE / INVESTIGATIVE TRIP / NATURE WALK
	PUZZLES / QUIZ / ORAL TESTS / MCQs BASED ON LOGICAL REASONING & CASE-BASED STUDY
<b>COLLABORATION &amp;</b>	SCIENCE EXHIBITION / STEM LAB
	MODEL / CHART / PPT WITH DEMO / PRESENTATION

<b>CREATIVE THINKING (5)</b>	POSTERS/INFOGRAPHICS/MINDMAPS/FLOWCHARTS/WALL MAGAZINE
<b>VALUE/ETHICAL APPLICATION OF CONCEPTS (5)</b>	VALUE BASED ACTIVITY / PRESENTATION/ STORYTELLING/ ROLEPLAY/ AWARENESS CAMPAIGN/ PREVENTION DRIVES/TREE PLANTATION/VACCINATION DRIVE ETC.
<b>PROJECT &amp; VIVA (5)</b>	RESEARCH PROJECT
	VIVA VOCE
<b>PORTFOLIO (5)</b>	NOTEBOOK, FILE PRESENTATION & DIAGRAMS
	ASSIGNMENTS AND WORKSHEETS
	ART INTEGRATED SUBJECT ENRICHMENT ACTIVITIES

### ਪੰਜਾਬੀ ਭਾਸ਼ਾ

ਕੌਸ਼ਲ	ਭਾਸ਼ਾ ਮੁਲਾਂਕਣ ਦਾ ਮਾਪਦੰਡ
<b>ਸੁਣਨ ਤੇ ਬੋਲਣ ਕੌਸ਼ਲ (10)</b>	<b>ਸੁਣਨ ਦੇ ਕੰਮ:-</b> (ਰਿਕਾਰਡ ਕੀਤੀ ਗਈ ਸਮੱਗਰੀ / ਸਾਰ ਦੇ ਲਈ ਆਡੀਓ ਸੁਣਨ ਦੇ ਅਧਾਰ ਤੇ, ਸਮਝ, ਵਿਸ਼ਲੇਸ਼ਣ, ਅਨੁਮਾਨ, ਸਿੱਟੇ ਕੱਢਣ ਲਈ, ਰਿਪੋਰਟ ਕਰਨਾ/ਸੰਵਾਦ ਕਰਨਾ, ਅਨੁਕ੍ਰਮ ਕਰਨਾ, ਉਦੇਸ਼ ਲੱਭਣਾ, ਸ਼ਬਦਾਵਲੀ ਨੂੰ ਸਮਝਣਾ, ਰੋਡ ਮੈਪ/ਚਿੱਤਰ ਬਣਾਉਣਾ, ਕੰਮ ਕਰਨਾ ਜਾਂ ਪਾਲਣਾ ਕਰਨਾ ਆਦਿ)
	<b>ਗੱਲਬਾਤ:-</b> ਇੰਟਰਵਿਊ, ਟੈਲੀਫੋਨ ਰਾਹੀਂ ਗੱਲਬਾਤ) ਵਾਰਤਾਲਾਪ, ਪੈਨਲ ਰਾਹੀਂ ਚਰਚਾ, ਸਮੂਹ ਚਰਚਾ, ਇੰਟਰਐਕਟਿਵ ਗਤੀਵਿਧੀਆਂ ਆਦਿ।
	<b>ਧੁਨੀ ਵਿਗਿਆਨ :-</b> ਕਵਿਤਾ ਪਾਠ, ਅਨੁਛੇਦ ਕਥਨ, ਸ਼ਬਦ ਉਚਾਰਨ, ਜੋਰ, ਸਵਰ, ਵਿਰਾਮ ਆਦਿ
	<b>ਭਾਸ਼ਾ ਕੰਮ :-</b> ਸੁਝਾਅ ਦੇਣਾ, ਸਲਾਹ ਦੇਣਾ, ਸਹਿਮਤੀ ਮੰਗਣਾ/ਦੇਣਾ, ਮਨੁੱਖਾਂ ਕਰਨਾ/ਸਹਿਮਤ ਹੋਣਾ, ਪੇਸ਼ਕਸ਼ ਕਰਨਾ, ਸ਼ਿਕਾਇਤ ਕਰਨਾ, ਪ੍ਰਸ਼ੰਸਾ ਕਰਨਾ, ਮਾਫੀ ਮੰਗਣਾ ਅਤੇ ਆਦੇਸ਼ ਦੇਣਾ ਆਦਿ।
	<b>ਪ੍ਰਸਤੁਤੀਕਰਨ:-</b> ਵਿਸ਼ੇ ਦੀ ਪ੍ਰਸਤੁਤੀ, ਤਸਵੀਰ ਵਰਣਨ, ਕਹਾਣੀ ਸੁਣਾਉਣੀ, ਵਾਦ-

	ਵਿਵਾਦ , ਰੇਡੀਓ ਸ਼ੋਅ , ਵਿਗਿਆਪਨ , ਨਿਊਜ਼ਰੂਮ , ਰੋਲ-ਪਲੇਅ ਆਦਿ।
ਪੜ੍ਹਨ ਕੌਸ਼ਲ (5)	ਪੜ੍ਹਨ ਦੀ ਸਮਝ:- (ਕੇਂਦਰੀ ਵਿਚਾਰ ਲਈ ਪੜ੍ਹਨਾ,ਕਾਰਨ ਪ੍ਰਭਾਵ, ਸਮਾਨਤਾ ਅਤੇ ਅੰਤਰ ਦੇ ਲਈ ਪੜ੍ਹਨਾ, ਭਵਿੱਖਬਾਣੀ ਕਰਨਾ ,ਤੱਥ ਤੇ ਰਾਏ ,ਸਿੱਟਾ ਕੱਢਣਾ, ਚਿੱਤਰ ਵਿਸ਼ਲੇਸ਼ਣ , ਮਾਨ ਚਿੱਤਰ/ ਪ੍ਰਵਾਹ ਚਾਰਟ/ ਗ੍ਰਾਫਿਕ ਆਯੋਜਕ ਬਣਾਉਣਾ ਆਦਿ)
	ਸ਼ਬਦਾਵਲੀ ਅਤੇ ਸ਼ਬਦਕੋਸ਼ ਦਾ ਉਪਯੋਗ :- (ਨਵੇਂ ਸ਼ਬਦ , ਸਮਾਨਾਰਥਕ ਸ਼ਬਦ , ਵਿਰੋਧੀ ਸ਼ਬਦ , ਮੁਹਾਵਰੇ ਤੇ ਅਖਾਣ, ਵਾਕਾਂ ਵਿੱਚ ਵਰਤੋਂ )
	ਉੱਚੀ ਅਵਾਜ਼ ਵਿੱਚ ਪੜ੍ਹਨ:- ( ਕਵਿਤਾ ਵਿੱਚ ਲੈਅ-ਤਾਲ , ਛੰਦ , ਅਰੋਹ-ਵਿਰੋਹ,ਤੁਕਬੰਦੀ ਆਦਿ ਦੇ ਉਚਾਰਨ ਵੱਲ ਵਿਸ਼ੇਸ਼ ਧਿਆਨ ਦੇਣਾ ਆਦਿ )
ਲਿਖਣ ਕੌਸ਼ਲ (5)	ਰਚਨਾਤਮਕ ਲੇਖਣ:- (ਮੌਖਿਕ ਜਾਂ ਦਿਖ ਉਤੇਜਨਾ ਦੇ ਅਧਾਰਤ , ਵਾਕ ਰਚਨਾ,ਅਨੁਛੇਦ ਤਿਆਰ ਕਰਨਾ, ਕਿਸੇ ਵਸਤੂ/ਸਥਾਨ/ਵਿਅਕਤੀ/ਘਟਨਾ ਦਾ ਵਰਣਨ, ਕਹਾਣੀ ਲਿਖਣਾ ਆਦਿ।ਰਚਨਾਤਮਕਤਾ , ਤਾਲਮੇਲ,ਉਚਿਤ ਵਾਕਾਂ ਦਾ ਉਪਯੋਗ ਕਰਕੇ)
	ਵਿਆਕਰਨ:- ਖੇਡ, ਗਤੀਵਿਧੀ ਅਤੇ ਵਰਕਸ਼ੀਟ ਦੀ ਪ੍ਰਸੰਗਿਕ ਵਰਤੋਂ ਦੇ ਲਈ ਵਿਆਕਰਨ , ਖਾਲੀ ਥਾਵਾਂ ਭਰੇ ਸੰਬੰਧੀ ਪ੍ਰੀਖਿਆ ਆਦਿ।
	ਸ਼ਬਦਾਵਲੀ ਅਤੇ ਸ਼ਬਦਕੋਸ਼ ਦਾ ਉਪਯੋਗ :- (ਨਵੇਂ ਸ਼ਬਦ , ਸਮਾਨਾਰਥਕ ਸ਼ਬਦ , ਵਿਰੋਧੀ ਸ਼ਬਦ , ਮੁਹਾਵਰੇ ਤੇ ਅਖਾਣ, ਵਾਕਾਂ ਵਿੱਚ ਵਰਤੋਂ )
	ਵਰਤਨੀ:- ( ਪਹੇਲੀਆਂ , ਵਰਕਸ਼ੀਟ , ਗਤੀਵਿਧੀਆਂ ਤੇ ਖੇਡ ਰਾਹੀਂ ਸਿੱਖਣਾ )
ਪੋਰਟਫੋਲੀਓ (5)	ਕਾਪੀ ਦਾ ਕੰਮ ਅਤੇ ਸੁਧਾਰ ਕੰਮ
	ਕਲਾ ਇਕੱਤਰਤਾ ਤੇ ਵਿਸ਼ਾ ਸੰਸ਼ੋਧਨ ਗਤੀਵਿਧੀ
	ਜਮਾਤ ਟੈਸਟ / ਮੌਖਿਕ ਟੈਸਟ / ਮੌਖਿਕ ਤਰਕ ਪ੍ਰਸ਼ਨੋਤਰੀ
ਪ੍ਰੋਜੈਕਟ (5)	ਪ੍ਰੋਜੈਕਟ

आंतरिक मूल्यांकन मापदंड	
दक्षता एवं कौशल	
श्रवण  और	सुनने के कार्य (रिकॉर्ड की गई सामग्री/सार के लए ऑ डयो सुनने के
	संभाषण (साक्षात्कार, टेलीफोनिक) वार्तालाप,पैनल चर्चा,जोड़ी/समूह
	ध्वनि वदया (क वता पाठ, अनुच्छेद कथन, शब्द उच्चारण, तनाव, स्वर,
	भाषा कार्य (सुझाव देना,सलाह देना,अनुमति मांगना/देना,मना करना/सहमत
	प्रस्तुतिकरण ( वषय प्रस्तुति, चत्र ववरण,कहानी-कथन, आशुभाषण, वाद-
पठन कौशल  (5)	पढने की समझ (केंद्रीय वचार, कारण-प्रभाव, समानता और अंतर के लए
	शब्दावली और शब्दकोश का उपयोग (नए शब्द, समानार्थक शब्द, वलोम,
	उच्च पठन (गद्य व पद्य पठन के दौरान लय-ताल, छंद, आरोह- अवरोह,
लेखन कौशल  (5)	रचनात्मक लेखन (मौ खक या दृश्य वषय के आधार पर, वाक्य रचना,
	व्याकरण (खेल, गति व धर्यों और कार्यपत्रकों के प्रासं गक उपयोग संपादन के
	शब्दावली और शब्दकोश का उपयोग (नए शब्द, समानार्थक शब्द, वलोम,
	वर्तनी (वर्तनी सीखने के लए पहेली दु वधा, कार्यपत्रक, गति व धर्याँ और
पोर्टफो लयो  (5)	टिप्पणी पुस्तिका(Note book) प्रस्तुतिकरण और सुधार कार्य।
	कला एकीकृत वषय संवर्धन गति व धर्याँ।
	कक्षा परीक्षण/मौ खक परीक्षण/मौ खक तर्क प्रश्नोत्तरी।

परियोजना कार्य (5)	परियोजना कार्य एवं साक्षात्कार।
उत्तम पाठक लाभांश	(0/1/2/3/4 अंक)*

<b>SOCIAL SCIENCE</b>	
<b>COMPETENCIES</b>	<b>ASSESSMENT PARAMETERS</b>
<b>CRITICAL THINKING &amp; EVALUATION(5)</b>	GROUP DISCUSSION/SEMINAR/SYMPOSIUM/MOCKUP/ GRAMS ABHA/GRAM PANCHAYAT/RWA/ELECTIONS(GROUP)
	DEBATE/ELOCUTION/EXTEMPORE/PRESENTATION(INDIVIDUAL)
<b>PROBLEM SOLVING &amp; INFERENCE (5)</b>	FIELD STUDY SURVEY/ INTERVIEW/ QUESTIONNAIRE/ INVESTIGATIVE TRIP
	CASE-BASED STUDY/QUIZ/MCQs/ORAL TESTS/HOTs
<b>COLLABORATION &amp; CREATIVE THINKING(5)</b>	MODEL/CHART/PPT PRESENTATION/DEMO/EXHIBITION
	POSTERS/INFOGRAPHICS/MIND MAPS/FLOW CHARTS/MONOGRAPHS
<b>VALUE/ ETHICAL APPLICATION OF CONCEPTS(5)</b>	VALUE BASED ACTIVITY/PRESENTATION/ROLEPLAY/STORY TELLING
	COMMUNITY SOCIAL WORK - DONATION DRIVE IN ORPHANAGE/OLD AGE HOME/BLIND SCHOOL/HOME FOR DIFFERENTLY ABLED/CLEANLINESS DRIVE/ SAVE MONUMENTS DRIVE /EACH ONE-TEACH ONE/ ADULT EDUCATION/CHILD LABOUR ETC.

	AWARENESS CAMPAIGNS ETC.
<b>PORTFOLIO (5)</b>	NOTEBOOK/FILE PRESENTATION & MAP WORK
	ASSIGNMENTS AND WORKSHEETS
	ART INTEGRATED SUBJECT ENRICHMENT ACTIVITIES
<b>PROJECT&amp;VIVA (5)</b>	RESEARCH PROJECT
	VIVA -VOCE

### MATHEMATICS

COMPETENCIES	ASSESSMENT PARAMETERS
<b>EVALUATION&amp;INFERENCE(5)</b>	CASE-BASED QUESTIONS /WORD PROBLEMS /HOTs
<b>CRITICAL THINKING &amp; PROBLEM SOLVING (5)</b>	COMPUTATION & DEDUCTION  PUZZLES/ QUIZZES BASED ON CODING- DECODING/SEQUENCING/MENTAL ABILITY/NON- VERBALREASONING/  GRAPHIC-BASED/PATTERN/SERIESETC.
<b>COLLABORATION &amp; CREATIVE THINKING (5)</b>	GROUP/INDIVIDUAL PROJECT & VIVA
	MODEL/CHART/PPT PRESENTATION/ DEMO/ POSTERS/ INFOGRAPHICS/ MINDMAPS/FLOWCHARTS/EXHIBITION



<b>VALUE / ETHICAL APPLICATION OF CONCEPTS (5)</b>	APPLICATION OF CONCEPTS OF MATHS IN REAL LIFE
	VALUE BASED ACTIVITY/PRESENTATION/ROLE PLAY/STORYTELLING
<b>PORTFOLIO(5)</b>	NOTEBOOK PRESENTATION, ASSIGNMENTS AND WORKSHEETS
	MATHS LAB/ ART INTEGRATED SUBJECT ENRICHMENT ACTIVITIES
<b>PROJECT &amp; VIVA (5)</b>	RESEARCH PROJECT
	VIVA VOCE

### DETAILED INTERNAL ASSESSMENT

Language I-English	Language II-Hindi	Language III- Sanskrit/Punjabi
<b>Skills/Competencies</b>	<b>Skills/Competencies</b>	<b>Skills/Competencies</b>
Listening Skills(5)	Listening Skills(5)	Listening Skills(5)
Speaking Skill(5)	Speaking Skill(5)	Speaking Skill(5)
Reading Skill(5)	Reading Skill(5)	Reading Skill(5)
Writing Skill & Language (Vocab, Spelling, Grammar)(5)	Writing Skill & Language (Vocab, Spelling, Grammar)(5)	Writing Skill & Language (Vocab, Spelling, Grammar)(5)
Project & Viva(5)	Project & Viva(5)	Project & Viva(5)
Portfolio (Notebook & SEA)(5)	Portfolio (Notebook & SEA)(5)	Portfolio (Notebook & SEA)(5)
Reading Bonus(0/1/2/3/4)	Reading Bonus(0/1/2/3/4)	-
<b>TOTAL (30)</b>	<b>TOTAL (30)</b>	<b>TOTAL (30)</b>

Social Science	Science	Mathematics
<b>Skills/competencies</b>	<b>Skills/competencies</b>	<b>Skills/competencies</b>

Critical Thinking & Evaluation(5)	Critical Thinking & Evaluation(5)	Critical Thinking & Evaluation(5)
Problem Solving(5)	Problem Solving(5)	Problem Solving(5)
Collaboration & Creative Thinking(5)	Collaboration & Creative Thinking(5)	Collaboration & Creative Thinking(5)
Value/Ethical Application(5)	Value/Ethical Application(5)	Value/Ethical Application(5)
Project & Viva(5)	Project & Viva(5)	Project & Viva(5)
Portfolio(Notebook & SEA)(5)	Portfolio(Notebook & SEA)(5)	Portfolio(Notebook & SEA)(5)
<b>TOTAL(30)</b>	<b>TOTAL(30)</b>	<b>TOTAL(30)</b>

GENERAL KNOWLEDGE	नैतिक शिक्षा –I	नैतिक शिक्षा-II
Skills/competencies	डी.ए.वी गान(3)	आर्य समाज के नियम (40)
Book Content(12)	प्रार्थना/ शांति पाठ(3)	मंत्र (कोई तीन) (3)
Scrapfile(3)	आर्य समाज के नियम(3)	कैप्टन वक्रम बत्रा पर वाक्य (3)
Current News(1)	लाला लाजपत राय पर वाक्य(3)	प्रश्न / उत्तर (10)
Self-Introduction(2)	प्रश्न / उत्तर (10)	अनुशासन / वर्दी / पुस्तक (5)
Condition of Book(1)	अनुशासन / वर्दी / पुस्तक (3)	-
Condition of Diary (1)	-	-
Discipline(1)	-	-
Uniform(1)	-	-
Diary Content(3)	-	-
Total(25)	<b>कुलांक (25)</b>	<b>कुलांक (25)</b>

**COMPUTER****Evaluation Criteria For Both Terms**

Practical Activity 1 (10 Marks)	Practical Activity 2 (10 Marks)	Practical Activity 3 (10 Marks)	Practical Activity 4,5 (05+05=10 Marks)	Marks of Two Best Activities (10+10=20)	Short Practical 2 (10) + Long Practical 1(10)+ Viva(10) = 30 Marks (Oral/ Practical Examination)	Total Marks =50 Monthly Activities (20) + Oral/ Practical Examination (30)
---------------------------------	---------------------------------	---------------------------------	---	---	--	--

**Students will be awarded grades as Computer/ICT is a Co-Scholastic Subject)**

**8-POINT GRADING SCALE FOR SCHOLASTIC AREAS**

A1	A2	B1	B2	C1	C2	D	E
91-100	81-90	71-80	61-70	51-60	41-50	33-40	32 & BELOW

**5-POINT GRADING SCALE FOR CO-SCHOLASTIC AREAS**

A1	A2	B1	B2	C
HIGHLY COMPETENT	QUITE CAPABLE	PERFORMS SATISFACTORY	TRYING WELL	CAN DO BETTER

**HEALTH & PHYSICAL EDUCATION**

CLEANLINESS (HAIR, HANDS, FACE, SHOES & UNIFORM)

SEWA PROJECT

SPORTS & GAMES

YOGA

**VISUAL & PERFORMING ARTS**

ART, CRAFT, PAINTING, SCULPTURE

Music, DANCE, THEATRE, DRAMA



**ओ३म्**  
**DAV PUBLIC SCHOOL SAMANA**  
**(SENIOR SECONDARY)**  
**CBSE AFFILIATED-1630571**



**MEDICAL PLANNER FOR CLASSES**  
**4<sup>th</sup> to 12<sup>th</sup> (SENIOR)**  
**SESSION: 2023-24**



MONTH	TOPICS
APRIL	Recovery is Hard, Regret is Harder (Substance Abuse)
MAY	Digital Detox (Plug in Drug)
JUNE	Steps towards Better me (Home Work)
JULY	Don't be a Couch Potato (Obesity & Overweight)
AUGUST	Mental First Aid. (Break the silence-Talk to an Expert)
SEPTEMBER	Adolescent Issues
OCTOBER	Self Esteem & Body Image
NOVEMBER	Gut Health (Check Your Plate)
DECEMBER	Time Management Or Mind Management Both are equally important.
JANUARY	Emotional intelligence.
FEBRUARY	Don't Pop Your Balloon Get a grip on your anger (Anger Management)

**Principal Mohan Lal Sharma**

**आर्य पर्व (2023-24)**

क्रम संख्या	तिथि	दिन	पर्व
1.	10 अप्रैल 2023	सोमवार	आर्य समाज स्थापना दिवस
2.	10 अप्रैल 2023	सोमवार	सत्र के शुभारंभ पर हवन
3.	19 अप्रैल 2023	बुधवार	महात्मा हंसराज जन्म दिवस
4.	26 अप्रैल 2023	बुधवार	पंडितगुरुदत्त वदयार्थी जन्म दिवस
5.	01 जून 2023	वीरवार	डी.ए.वी. स्थापना दिवस
6.	14 सितंबर 2023	वीरवार	गुरु वरजानंद पुण्यतिथि
7.	05 अक्टूबर 2023	वीरवार	स्वामी वरजानंद जयंती
8.	15 अक्टूबर 2023	रविवार	महात्मा आनंद स्वामी जन्म दिवस
9.	21 अक्टूबर 2023	शनिवार	रामचंद्र छत्रपति बलदान दिवस
10.	24 अक्टूबर 2023	मंगलवार	महात्मा आनंद स्वामी पुण्यतिथि
11.	12 नवंबर 2023	रविवार	ऋषि निर्वाणोत्सव
12.	14 नवंबर 2023	मंगलवार	स्वामी दयानंद वरजानंद की कुटिया
13.	14 नवंबर 2023	मंगलवार	महात्मा हंसराज पुण्यतिथि
14.	19 दिसंबर 2023	मंगलवार	पंडित राम प्रसाद बिस्मिल बलदान दिवस
15.	23 दिसंबर 2023	शनिवार	स्वामी श्रद्धानंद बलदान दिवस
16.	01 जनवरी 2024	सोमवार	नव वर्ष के शुभ अवसर पर हवन
17.	12 जनवरी 2024	शुक्रवार	स्वामी ववेकानंद जयंती
18.	28 जनवरी 2024	रविवार	लाला लाजपतराय जयंती
19.	12 फरवरी 2024	सोमवार	ऋषि दयानंद सरस्वती जन्म दिवस
20.	21 फरवरी 2024	बुधवार	मुनीश्वरानंद पुण्यतिथि
21.	8 मार्च 2024	शुक्रवार	ऋषि बोधोत्सव
22.	19 मार्च 2024	मंगलवार	पंडित गुरुदत्त वदयार्थी पुण्यतिथि
23.	09 अप्रैल 2024	सोमवार	हिंदू नव वर्ष के अवसर पर हवन

## Important Days (Awareness) Session 2023-24

### APRIL

<u>Sr.No</u>	<u>Date</u>	<u>Day</u>		<u>Celebration</u>
1.	4 <sup>th</sup> April 2023	Tuesday	Mahavir Jayanti	Awareness
2.	6 <sup>th</sup> April,2023	Thursday	Hanuman Jayanti	Awareness
3.	7 <sup>th</sup> April,2023	Friday	World Health Day/ Good Friday	Awareness
4.	10 <sup>th</sup> April,2023	Monday	Arya Samaj Sathapana Diwas,	HawanYajna , Speech By House
5.	13 <sup>th</sup> April,2023	Thursday	Jallianwala Bagh Massacre	Awareness
6.	14 <sup>th</sup> April,2023	Friday	Baisakhi /Dr. B.R. Ambedkar Jayanti	Awareness
7.	18 <sup>th</sup> April,2023	Tuesday	World Heritage Day	Awareness By Social Science Faculty
8.	19 <sup>th</sup> April,2023	Wednesday	Mahatma Hans Raj Jayanti	Tribute By Running House
9.	21 <sup>st</sup> April 2023	Friday	National Civil Service Day (India)	Awareness
10.	22 <sup>nd</sup> April,2023	Saturday	World Earth Day/ Eid Ul Fitre	Awareness
11.	23 <sup>rd</sup> April,2023	Sunday	World Book Day/ English language day	Awareness
12.	25 <sup>th</sup> April,2023	Tuesday	World Malaria Day	Awareness
13.	29 <sup>th</sup> April,2023	Saturday	International Dance Day	Awareness

### May

<u>Sr.No</u>	<u>Date</u>	<u>Day</u>		<u>Celebration</u>
1.	1 <sup>st</sup> May,2023	Monday	International Labour Day	Activity of Grade-D By House + Classes 11 <sup>th</sup> & 12 <sup>th</sup>
2.	2 <sup>nd</sup> May,2023	Tuesday	World Asthma day	Awareness
3.	3 <sup>rd</sup> May,2023	Wednesday	World Press Freedom Day	Awareness

4.	5 <sup>th</sup> May 2023	Friday	Budh Purnima	Speech
5.	7 <sup>th</sup> May,2023	Sunday	World Athletics Day, World Laughter Day	Awareness
6.	8 <sup>th</sup> May,2023	Monday	World Red Cross Day	Speech By House
7.	9 <sup>th</sup> May 2023	Tuesday	Rabindra Nath Tagore Jayanti	Awareness
8.	11 <sup>th</sup> May,2023	Thursday	National Technology Day	Awareness
9.	14 <sup>th</sup> May 2023	Sunday	Mothers day	Awareness
10.	21 <sup>st</sup> May,2023	Sunday	National Anti Terrorism Day	Awareness
11.	22 <sup>nd</sup> May,2023	Monday	International Biodiversity Day	Awareness (11 <sup>th</sup> Biology)
12.	31 <sup>st</sup> May,2023	Wednesday	World No Tobacco Day/Anti Tobacco Day	Speech By House+ Poster Making by Class 10 <sup>th</sup> & 11 <sup>th</sup>

**JUNE**

<u>Sr.No</u>	<u>Date</u>	<u>Day</u>	<u>Day</u>	<u>Celebration</u>
1.	1 <sup>st</sup> June,2023	Thursday	DAV Foundation Day- (HawanYajna) /Global Day of Parents	Hawan
2.	4 <sup>th</sup> June,2023	Sunday	Sant Kabir Jayanti	Awareness
3.	5 <sup>th</sup> June,2023	Monday	World Environment Day	Speech
4.	7 <sup>th</sup> June,2023	Wednesday	World Food Safety Day	Awareness
5.	12 <sup>th</sup> June,2023	Monday	Anti Child Labour Day	Awareness
6.	14 <sup>th</sup> June,2023	Wednesday	World Blood Donor Day	Awareness
7.	16 <sup>th</sup> June,2023	Friday	Martyrdom day of Shru Guru Arjan Dev ji	Awareness
8.	18 <sup>th</sup> June,2023	Sunday	Father's Day	Speech
9.	21 <sup>st</sup> June,2023	Wednesday	International Yoga Day World Music Day	(Celebration by NCC Cadets) Celebration by Music Department
10.	23 <sup>rd</sup> June,2023	Sunday	Global Day of Parents	Awareness

11.	26th June 2023	Monday	International Anti drug day	Awareness
12.	29th June,2023	Thursday	Bakrid	Awareness

July

<u>Sr.No</u>	<u>Date</u>	<u>Day</u>	<u>Day</u>	<u>Celebration</u>
1.	1 <sup>st</sup> July,2023	Saturday	National Doctor's Day	Awareness
2	11 <sup>th</sup> July,2023	Tuesday	World Population Day	Awareness
3	15 <sup>th</sup> July,2023	Saturday	World Youth Skill Day	Awareness
4	26 <sup>th</sup> July,2023	Wednesday	Kargil Vijay Diwas/International day of conservation of the mangrove ecosystem	Awareness Speech/Expert talk
5	28 <sup>th</sup> July,2023	Friday	World Hepatitis Day	Awareness
6	31 <sup>st</sup> July,2023	Monday	Martyrdom Day Of Saheed Udham Singh Ji (Tribute by Running House)	Awareness

AUGUST

<u>Sr.No</u>	<u>Date</u>	<u>Day</u>	<u>Day</u>	<u>Celebration</u>
1	12 <sup>th</sup> August,2023	Saturday	World Youth Day	Awareness
2.	15 <sup>th</sup> August,2023	Tuesday	Indepedence Day	Celebration
3	19 <sup>th</sup> August,2023	Saturday	World Photography day	Awareness +Speech
4	20 <sup>th</sup> August,2023	Sunday	National Sadhbhavna Diwas	Awareness
5	21 <sup>th</sup> August,2023	Monday	World Senior Citizen Day	Awareness
6	26 <sup>th</sup> August,2023	Saturday	Women Equality Day	Awareness
7	29 <sup>th</sup> August,2023	Tuesday	National Sports Day	Awareness
8	30 <sup>th</sup> August,2023	Wednesday	Raksha Bandhan (Rakhi)	Celebration
9	31 <sup>th</sup> August,2023	Thursday	World Sanskrit Diwas	Awareness

SEPTEMBER

<u>Sr.No</u>	<u>Date</u>	<u>Day</u>	<u>Day</u>	<u>Celebration</u>
1	5 <sup>th</sup> Sep,2023	Tuesday	Teachers Day (Guru Utsav)	Celebration By Running House
2	6 <sup>th</sup> Sep,2023	Wednesday	Janamashtmi	Celebration By Running House



3	8 <sup>th</sup> Sep,2023	Friday	International Literacy day	Awareness +Speech
4	14 <sup>th</sup> Sep,2023	Thursday	Hindi Diwas	Speech and Celebration by Hindi Department
5	15 <sup>th</sup> Sep,2023	Friday	International Democracy Day Engineer's day	Awareness
6	16 <sup>th</sup> Sep,2023	Saturday	World Ozone Preservation Day	Awareness
7	21 <sup>th</sup> Sep,2023	Thursday	International Peace Day	Awareness
8	27 <sup>th</sup> Sep,2023	Wednesday	World Tourism Day	Awareness
9	29 <sup>th</sup> Sep,2023	Friday	World Heart Day	Awareness

**OCTOBER**

<u>Sr.No</u>	<u>Date</u>	<u>Day</u>	<u>Day</u>	<u>Celebration</u>
1.	2 <sup>nd</sup> Oct,2023	Monday	Mahatma Gandhi Jayanti & Non Violence Day Lal Bahadur Jayanti	Tribute by Houses
2.	4 <sup>th</sup> Oct,2023	Wednesday	World Animal Welfare Day	Awareness
3.	8 <sup>th</sup> Oct,2023	Sunday	Indian Air Force Day	Awareness
4.	10 <sup>th</sup> Oct, 2023	Tuesday	World Mental Health Day	Awareness
5.	11 <sup>th</sup> Oct,2023	Wednesday	International Girl Child Day Prakash Purab of Shri Guru Ram Dass Ji	Awareness +Speech
6.	15 <sup>th</sup> Oct,2023	Sunday	World Students Day	Awareness
7.	16 <sup>th</sup> Oct, 2023	Monday	World Food day & Janam Diwas of Banda Singh Bahadur ji	Awareness
8.	24 <sup>th</sup> Oct, 2023	Tuesday	Dussehra + United Nations Day	Awareness + Celebration by running house
9.	28 <sup>th</sup> Oct, 2023	Saturday	Maharishi Valmiki Jayanti	Speech
10.	31 <sup>st</sup> Oct, 2023	Tuesday	National Unity Day	Awareness

**NOVEMBER**

<u>Sr.No</u>	<u>Date</u>	<u>Day</u>	<u>Day</u>	<u>Celebration</u>
1.	1 <sup>st</sup> Nov,2023	Wednesday	Punjab Diwas Karwa Chauth	Awareness + speech

2.	12 <sup>th</sup> Nov, 2023	Sunday	Diwali	Awareness + speech
3.	13 <sup>th</sup> Nov, 2023	Monday	Govardhan Pooja	Speech
4.	14 <sup>th</sup> Nov, 2023	Tuesday	Children Day	Speech
5.	15 <sup>th</sup> Nov, 2023	Wednesday	Bhai Dooj	Speech
6.	19 <sup>th</sup> Nov, 2023	Sunday	Chath Pooja	Awareness
7.	24 <sup>th</sup> Nov, 2023	Friday	Martydom Day of Shri Guru Tegh Bahadur Ji	Speech + Tribute
8.	27 <sup>th</sup> Nov, 2023	Monday	Guru Nanak Dev Ji Jayanti	Celebration by Punjabi Department

**DECEMBER**

<u>Sr.No</u>	<u>Date</u>	<u>Day</u>		<u>Celebration</u>
1.	1 <sup>st</sup> Dec,2023	Friday	World AIDS Day	Awareness
2.	2 <sup>nd</sup> Dec,2023	Saturday	World Computer Literacy Day National Pollution Control Day	Speech + Awareness
3.	4 <sup>th</sup> Dec,2023	Monday	Indian Navy Day	Awareness
4.	7 <sup>th</sup> Dec,2023	Thursday	Indian Armed Forces Flag Day	Awareness
5.	9 <sup>th</sup> Dec,2023	Saturday	International Anti- Corruption Day	Awareness
6.	10 <sup>th</sup> Dec,2023	Sunday	Human Rights Day	Awareness
7.	22 <sup>nd</sup> Dec,2023	Friday	National Mathematics Day	Celebration by Maths Department
8.	23 <sup>rd</sup> Dec,2023	Saturday	Swami Shradhanand Balidan Diwas	Tribute By Running House
9.	24 <sup>th</sup> Dec,2023	Sunday	National Consumer Day	Awareness
10.	25 <sup>th</sup> Dec,2023	Monday	Christmas Day	Celebration by Pre-Primary
11.	26 <sup>th</sup> to 28 <sup>th</sup> Dec,2023	Tuesday, Wednesday, Thursday	Shaheedi Jor Mela	Tribute by Running House

**JANUARY**

<u>Sr.No</u>	<u>Date</u>	<u>Day</u>		<u>Celebration</u>
1.	1 <sup>st</sup> Jan,2024	Monday	New Year	(Hawan Yajna)
2.	12 <sup>th</sup> Jan,2024	Friday	National Youth Day	Awareness

3.	14 <sup>th</sup> Jan,2024	Sunday	Lohri	(Celebration by Senior Block + Running House)
4.	15 <sup>th</sup> Jan,2024	Monday	Makar Sankranti / Pongal	Speech
5.	23 <sup>rd</sup> Jan,2024	Tuesday	Netaji Subhash Chandra Bose Birth Anniversary	Awareness
6.	25 <sup>th</sup> Jan,2024	Thursday	National Voters Day Indian Tourism Day	Awareness
7.	26 <sup>th</sup> Jan,2024	Friday	Republic Day	Celebration by Running House
8.	30 <sup>th</sup> Jan,2024	Tuesday	Mahatama Gandhi Martyrdom Day	Tribute by Running House

**FEBRUARY**

<u>S.No</u>	<u>Date</u>	<u>Day</u>		<u>Celebration</u>
1.	4 <sup>th</sup> Feb,2024	Sunday	World Cancer Day	Awareness
2.	20 <sup>th</sup> Feb,2024	Tuesday	World Day of Social Justice	Awareness
3.	21 <sup>st</sup> Feb,2024	Wednesday	Matri Bhasha Divas	Celebration By Punjabi Department
4.	22 <sup>st</sup> Feb,2024	Thursday	World Peace & Understanding Day	Awareness
5.	24 <sup>th</sup> Feb,2024	Saturday	Guru Ravidas Jayanti	Speech
6.	28 <sup>th</sup> Feb,2024	Wednesday	National Science Day	Celebration By Science Department

**MARCH**

<u>Sr.No</u>	<u>Date</u>	<u>Day</u>		<u>Celebration</u>
1.	3 <sup>rd</sup> March,2024	Sunday	World Wildlife Day	Awareness
2.	4 <sup>th</sup> March,2024	Monday	National Safety Day	Awareness
3.	5 <sup>th</sup> March,2024	Tuesday	Maharishi Dayanand Saraswati Jayanti	Celebration by running House
4.	8 <sup>th</sup> March,2024	Friday	Maha Shivratri/	Celebration By Running House
5.	8 <sup>th</sup> March,2024	Friday	International World Women's Day	Celebration By Running House
6.	15 <sup>th</sup> March,2024	Friday	World Consumer Rights Day	Awareness
7.	22 <sup>th</sup> March,2024	Friday	World Water Day	Awareness
8.	29 <sup>th</sup> March,2024	Friday	Good Friday	Awareness



**NEAR CHAK AMRITSARIA PATRAN ROAD, SAMANA - 147101, DIST. PATIALA (PB)**

### List of Activities under Ek Bharat Shreshta Bharat

Sr.No	Description of Activity	Month/Day/ Location	Learning Outcome
1	Exposure of students to the alphabets, songs, proverbs and 100 sentences in the languages of the partnering State/UT.	Academic Year/ Every Week / school premises	It will develop the linguistic capacity of the students.
2	Essay Competition among students in the language of the partnering State/UT	Academic Year	It will develop multi-linguistic skills in students.
3	Drama/Role Play on culture, history, the tradition of partnering State/UT.	Academic Year/school premises	The students will be able to learn the culture of the partnering State/UT.
4	Identification/translation and dissemination of similar proverbs in the language of partnering State/UT.	Academic Year	The students will be able to learn the language and culture of the Partnering state/UT.
5	“Themed Display Board/Wall magazine” on the partnering state. (Historical Monuments, Dressing Style, painting, handicrafts, alphabet and basic sentences of the partnering State/UTs).	Round the Year/ school premises	The pictorial representation will help them in learning and Understanding about partnering States/UTs.
6	Pledge on Swachhta/ Single-use plastic/water saving/ National Unity in the language of partnering states/UTs	At least two times every month/ Schools’ premises during morning assembly.	The students will have exposure to partnering state language.Enhance social responsibility among students.
7	“Questions/ Answer session” (Quiz) on partnering States/UTs. (Know Your Partner States/UTs)	Once in a month/ Morning Assembly.	It will help students to remember the important facts about partnering States/UTs.
8	“State Day Celebration” of partner State/UT	On State Day/ School Premises	It will develop a sense of unity among the students of both the States/UTs.







**ओ३म्**  
**DAV PUBLIC SCHOOL SAMANA**  
**(SENIOR SECONDARY)**  
**CBSE AFFILIATED-1630571**



## House Information

### 2023-24

House	Color	Motto	Tagline	Logo
Virtue	Red	Modesty	Self-Respect is the corner stone of all Virtues.	
Harmony	Green	Courage to Care	Caring is the gift of making the ordinary to Extraordinary.	
Charity	Blue	Sympathy	Charity makes dreams come true.	
Gratitude	Yellow	Thankful & Grateful	Gratitude Unlocks the fullness of life	

## DO's AND DON'Ts

### Do's

1. Give due regards to your elders.
2. Prepare yourself well to perform well.
3. Converse in English in School Campus.
4. Come to school well groomed, in proper Uniform.
5. Bring the student's diary to school daily.
6. Be regular in attendance and never be late to school. Attend morning assembly without fail.
7. Keep your classroom and school premises clean and tidy.
8. Turn off the taps after use.
9. Switch off fans and lights when not in use.
10. Be fair and honest at work. Always be considerate of the rights of others.
11. Make use of the Library.

### Don'ts

1. Do not bring precious articles in school.
2. Do not damage the school property.
3. Do not make noise in the classroom, corridors, auditorium or elsewhere in the school campus.
4. Do not bring gadgets such as mobile phones, I Pads, MP3's etc.
5. Do not be absent from school. 75% attendance is the minimum requirement.
6. Do not use abusive language.
7. Do not pluck flowers. Never touch electric plugs.
8. Do not wear expensive jewellery to school.
9. Don't involve in physical fights.
10. Do not come in personal vehicles to school.

## CODE OF CONDUCT

- ❖ Converse in English in school campus.
- ❖ Come to school regularly. In case you want to avail leave, kindly get it sanctioned from class teacher.
- ❖ Ensure proper order and discipline while moving to the playground / assembly / library or any lab.
- ❖ Library books must be handled with extra care and must be returned in time.
- ❖ Shouting / Fighting or Indulging in unruly behavior in the school premises is forbidden.
- ❖ Kindly contribute to make your school clean DAV, Green DAV.
- ❖ Proper decorum should be maintained while singing National Anthem / DAV Anthem and School Prayers as a mark of patriotism.
- ❖ Students should not carry any sharp objects like blade, knife, paper cutter etc. as they can prove to be harmful.
- ❖ Possession of crackers / bursting crackers / playing with colours in the school is strictly prohibited.

Any student found with expensive jewellery, mobile phone, CD's, any other objectionable article will be subjected to fine and confiscation of the above mentioned articles.

**TEN PRINCIPLES OF THE ARYA SAMAJ**

1. God is the primary source of all true knowledge and of all that can be known through it.
2. God is Existent, Intelligent and Blissful. He is Formless, Almighty, Just Merciful, Unborn, Infinite, Unchallengeable, Beginningless, Incomparable the support and Lord of all, Omniscient, Imperishable, Immortal, Fearless, Eternal, Holy and the Maker of the Universe. To him alone worship is due.
3. The Vedas are scriptures of true knowledge. It is the duty of all Aryas to read them, hear them being read and recite them to others.
4. We should always be ready to accept the truth and give up untruth.
5. All actions should be performed in conformity with Dharma, that is, after due consideration of right and wrong.
6. The primary aim of the Arya Samaj is too good for all, that is, to promote their physical, spiritual and social well-being.
7. We should treat all people with love, fairness and due regards for their merit.
8. One should aim at dispelling ignorance and promoting knowledge.
9. One should not only be content with one's own welfare but should look for it in the welfare of other also.
10. One should regard oneself under restriction to follow altruistic rulings of the society, while all should be free in following the rules of individual welfare

**आर्य समाज के नियम**

1. सब सत्य वद्या और जो पदार्थ वद्या से जाने जाते हैं, उन सब का आदि मूल परमेश्वर है।
2. ईश्वर सच्चिदानंद स्वरूप, निराकार, सर्वशक्तिमान, न्यायकारी, दयालु, सर्वेश्वर, सर्वव्यापक, सर्वांतर्यामी, अजर, अमर, अभय, नित्य, प वत्र और सृष्टिकर्ता है उसी की उपासना करने योग्य है।
3. वेद सब सत्य वद्याओं की पुस्तक है। वेद का पढ़ना-पढ़ाना और सुनना-सुनाना सब आर्यों का परम धर्म है।
4. सत्य के ग्रहण करने और असत्य के छोड़ने में सर्वदा उद्यत रहना चाहिए।
5. सब काम धर्मानुसार अर्थात् सत्य और असत्य का वचार करके करना चाहिए।
6. संसार का उपकार करना इस समाज का मुख्य उद्देश्य है अर्थात् शारीरिक, आत्मिक और सामाजिक उन्नति करना।
7. सबसे प्रीतिपूर्वक धर्मानुसार यथायोग्य वर्तना चाहिए।
8. अ वद्या का नाश और वद्या की वृद्ध करनी चाहिए।
9. प्रत्येक को अपनी ही उन्नति से संतुष्ट न रहना चाहिए, कंतु सबकी उन्नति में अपनी उन्नति समझनी चाहिए।
10. सब मनुष्यों को सामाजिक सर्वहितकारी नियम पालने में परतंत्र रहना चाहिए और प्रत्येक हितकारी नियम में सब स्वतंत्र रहें।