



ओ३म्
DAY PUBLIC SCHOOL SAMANA
(SENIOR SECONDARY)
CBSE AFFILIATED-1630571



SUMMER

Holidays



HOMEWORK

Session-2023-24



Name: _____

Adm. No: _____ Roll No: _____

Class & Section: _____



CIRCULAR FOR SUMMER VACATION

Respected Parents

Namaskar / Sat Shri Akal

Happiness is blossoming in the year. Long awaited Summer holidays are again ready to welcome you with their warm showers! Life needs to be balanced between fun and work. Summer Vacation give a chance for students to relax, visit friends and family, travel to see places and basically chill out enjoying those little pleasure of life which are left behind during the busy school routine. During holidays, leisure replaces work as a priority.

The Summer Break is scheduled from 01-06-2023 to 02-07-2023 for classes Nursery to 12th and school will reopen on 03-07-2023 (Monday) So, 31st May, 2023 will be the last working day for classes Nursery to 12th.

Besides relaxing, the students should keep in mind the execution of the assigned work in well planned manner. To ensure that the children have a constructive and rejuvenating holidays, some Holidays Homework & Project are given which will keep them active and observant. These assignments can be easily done by the children under your guidance. These will indeed provide an enjoyable learning experience to them.

➤ The School Office will remain open on all working days between 9:00 a.m. to 2:00 p.m. during the Summer Vacations.

➤ Here are some productive tips for the students to spend their holidays in a healthy manner.

Do's

- ❖ Wake up early and develop a morning routine. Do yoga, meditation or just a brisk walk.
- ❖ Start learning a new skill like painting, dance, music or public speaking.
- ❖ Play games, sports and do a lot of physical activity, but only during the morning and evening hours.
- ❖ Help your parents in household chores and learn some useful skills.
- ❖ Carry on with the practice of wishing to elders by joining hands & touching their feet.
- ❖ All family members must try to take at least two meals together daily.
- ❖ Converse with your children in English.
- ❖ Encourage your child to develop the reading habit.
- ❖ Ensure that the choice of books he/she reads is purposeful while being entertaining.

Don'ts

- ❖ Do not waste all your time to playing video games, mobile games & surfing on social networking sites.
- ❖ Don't go out during the hours of peak sunshine. Try some interesting indoor activities.
- ❖ Don't have junk food.
- ❖ Don't oversleep and do not let laziness take you over. Stay active during the vacation.

Above mentioned guidelines will help your child to become a smart and an active learner.

HAPPY FATHER'S DAY

“Father is a great shield that protects us from every trouble and save us. So, say to your father that you are the one of the most powerful protector for me and my family.”

Father's Day is a celebration honoring fathers and celebrating fatherhood, paternal bonds, and the influence of fathers in society. To strengthen this bond, Let's celebrate **“FATHER'S DAY”** which falls on **18th June, 2023 (3rd Sunday)** this year. Prepare the complete detail about your father on colourful sheet and attach with Holidays Homework.

Wishing you and your ward a very fruitful vacation ahead!

Class Coordinators Contact Details

Sr. No.	Name	Designation	Class	Contact
1.	Ms. Shifali Bhandari	PRT	Nursery to 2 nd	7973838484
2.	Ms. Silki Yadav	PRT	3 rd to 7 th	9779666609
3.	Ms. Simranjit Kaur Mr. Ramphal Mehla	TGT	8 th to 12 th	9878895857 9876097728

Note : If you have any query related to any subject, you can contact to nominated HODs.

Details of HODs :-

<u>Sr. No.</u>	<u>Subjects</u>	<u>Classes</u> 3rd to 6th	<u>Classes</u> 7th to 10th
1.	English	Mr. Raja Robin (9988131114)	Ms. Sheetal Mohini (9465027093)
2.	Hindi & Sanskrit	Mr. Ganesh Prashad Bhatt (9997754817)	Ms. Anuradha Verma (8872117288)
3.	Punjabi	Ms. Jaspreet Kaur (7986651600)	Ms. Rajwinder Kaur (9478383064)
4.	Mathematics	Ms. Rishu Ghai (9780907117)	Mr. Damanpreet Singh (8264211149)
5.	Science	Ms. Anamika (8699509869)	Mr. Vineet Jood (7206531910) Mr. Mayank Sharma (7307027516)
6.	Social Science	Ms. Seema Rani (9465741012)	Ms. Rajni Rani (9780422755) Mr. Bittu Singh (9803506921)
7.	Computer	Mr. Nardeep Singh (9888372702)	Mr. Nardeep Singh (9888372702)
8.	Music & Dance	Ms Bindu Bala (7707806379)	Ms Bindu Bala (7707806379)
9.	Naitik Shiksha	Mr. Charanjot Singh (9877717098)	Mr. Charanjot Singh (9877717098)
10.	Physical Education	Mr. Ramphal Mehla (9876097728)	Mr. Ramphal Mehla (9876097728)
11.	General Knowledge	Mr. Karan Soni (6239320003)	Mr. Karan Soni (6239320003)

School Landline Contact No. s 01764-221815, 9878144815

E-Mail: davsamana@gmail.com, davsamana@yahoo.com Website: www.davsamana.org

Principal Mohan Lal Sharma

DAV Public School, Samana (Senior Secondary)

Class - 1st

Summer Assignment

Session 2023-24

1. Read-

English	हिंदी	ਪੰਜਾਬੀ
Lesson - 1 to 7	भाषा माधुरी - पाठ 2से 5	ਪੇਜ -2 ਤੋਂ 6

2. Learn

English	हिंदी	ਪੰਜਾਬੀ
<ul style="list-style-type: none"> • Myself • Days of the week • Colour's Name • 'ee' and 'll' sound words 	<ul style="list-style-type: none"> • आ, इ, ई की मात्रा के शब्द । • अंगों के नाम • पेज- 5,11 (भाषामाधुरी) 	<ul style="list-style-type: none"> • ਓ ਤੋਂ ਨ
Music/Dance		General Knowledge
<ul style="list-style-type: none"> • प्रार्थनातुम्हीहोमाता(From study plan) • अलंकार-1(From study plan) 		<ul style="list-style-type: none"> • Question - Answer 1 to 20 From study plan. • My Classroom from study plan. • Self Introduction from study plan.
EVS	Computer	Mathematics
<ul style="list-style-type: none"> • Lesson - 1 to 3 from book and notebook 	<ul style="list-style-type: none"> • Question - Answer 1 to 8 from study plan. 	<ul style="list-style-type: none"> • Tables from 2 to 4

3. Write

Note - prepare a three - in - one notebook & write the following topics two times each.

English	हिंदी	ਪੰਜਾਬੀ	Mathematics
<ul style="list-style-type: none"> • Myself • Days of the week. • Colour's name • 'ee', 'll' and 'oo' sound words. 	<ul style="list-style-type: none"> • आ, इ, ई की मात्रा के शब्द (10-10) • अंगोंकेनाम 	<ul style="list-style-type: none"> • ਓ ਤੋਂ ਨ • ਖਾਲੀ ਥਾਂ ਭਰੋ (ਓ ਤੋਂ ਨ) 	<ul style="list-style-type: none"> • Tables from 2 to 4 • Number names from 1 to 20 • Ordinal numbers (1 to 10)

4. Environmental Studies (EVS)

Activity- Paste the following pictures (at least 5) on EVS Scrap File (New).

1) Paste pictures of different Parts of body.

5. General knowledge

Activity- Paste the following pictures (at least 5) on General Knowledge (GK) Scrap File (New)-


- 1) Paste pictures of Animals, Birds.
- 2) Paste pictures of Fruits and Vegetables.
- 3) Paste pictures of different festivals.


DAV PUBLIC SCHOOL, SAMANA (SENIOR SECONDARY)


Date- _____ Subject-English (Worksheet-1) Day- _____


Name - _____ Roll no. - _____


a) Fill in the blank using This/That-


1.  _____ is a gun.


2. _____ is a log. 

3. _____ is a jug. 

4.  _____ is a bus.

5. _____ is a flower. 

6.  _____ is a girl.

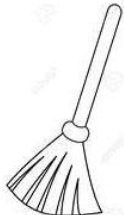
7.  _____ is a tree.

b) Write the names of the picture-


1.




2.



3.



4.



DAV PUBLIC SCHOOL, SAMANA (SENIOR SECONDARY)

Date- _____ Subject-English (Worksheet-2) Day- _____

Name - _____ Roll no- _____

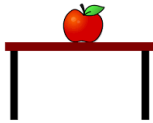
c) Fill in the blanks by using in, on or under-

1)



The dog is _____ the table.

2)



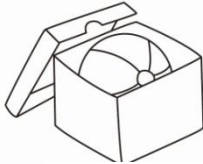
The apple is _____ the table.

3)



The water is _____ the jug.

4)



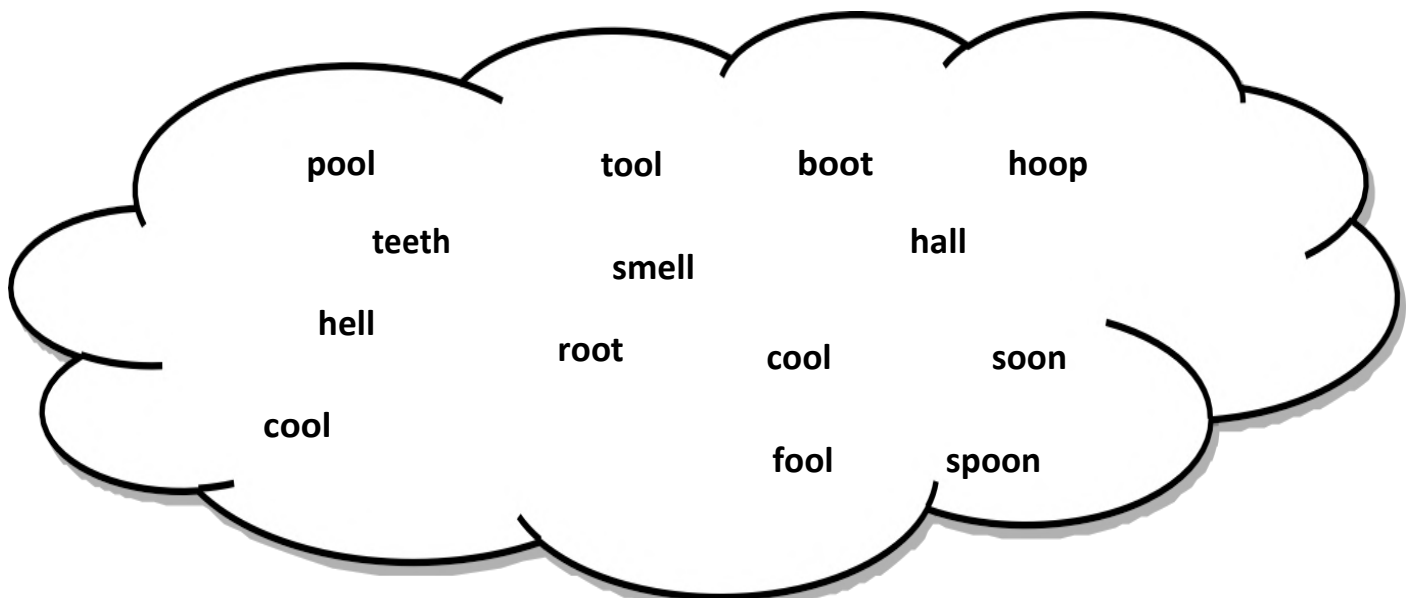
The ball is _____ the box.

5)



The girl is _____ the umbrella.

d) Encircle the 'oo' sound words



DAV PUBLIC SCHOOL, SAMANA (SENIOR SECONDARY)

Date-_____Subject-English (Worksheet-3)

Day-_____

Name - _____

Roll no- _____

e) Match the following-

- | | |
|-------------------|---------------|
| 1. Kitty eats | a ball. |
| 2. Jack has | the cake. |
| 3. A spider makes | near the zoo. |
| 4. Tom lives | a loop. |
| 5. Mala is in | the table. |
| 6. Jill pulls | the room. |
| 7. The cake is on | the bell. |

f) Make Sentences-

1. cool- _____
2. table- _____
3. loop- _____
4. cake- _____
5. eats- _____

g) Question/ answers -

Q1. Where is Mala?

Q2. Who has a ball?

Q3. Who pulls the ball?

डी ए वी पब्लिक स्कूल समाना (सीनियर सेकेंडरी)

नाम - _____

Holidays Assignment

रोल नं - _____

तिथि - _____

विषय - हिंदी (वर्कशीट-1) -

दिन - _____

क) समान लय वाले शब्द लिखो -

1. मरना - _____

2. कवि - _____

3. गमला - _____

4. पकड़ा - _____

5. काला - _____

ख) दिए गए शब्दों को मात्रा के अनुसार सही स्थान पर लिखिए -

छवि

काला

उपहार

तिल

भगवान

चिड़िया

दादी

लड़की

मछली

आ (ा) की मात्रा

इ (ि) की मात्रा

ई (ी) की मात्रा

डी ए वी पब्लिक स्कूल समाना (सीनियर सेकेंडरी)

नाम - _____
तिथि - _____

विषय - हिंदी (वर्कशीट-2)

रोल नं - _____
दिन - _____

ग) निम्नलिखित प्रश्नों के उत्तर दो-

प्रश्न 1. अजय उठकर कहाँ गया ?

उत्तर : _____

प्रश्न 2. गीता की सखी का क्या नाम है?

उत्तर : _____

प्रश्न 3. अजय ने किसका भजन किया ?

उत्तर : - _____

प्रश्न 4. गीता ने दीवार पर क्या सजाया ?

उत्तर : _____

प्रश्न 5. गीता की दीदी क्या बनाकर लाई ?

उत्तर : _____

घ) खाली स्थान भरो - (हलवा, पीली, बादल, उजाला, दीपक)

1. दीवार पर _____ सजाया ।
2. _____ छा गया ।
3. आकाश पर काला _____ छाया ।
4. नानी _____ साड़ी पहन कर आई ।
5. गाजर का गरम _____ हलवा खाया ।

डी ए वी पब्लिक स्कूल समाना (सीनियर सेकेंडरी)

नाम - _____
तिथि - _____

विषय - हिंदी (वर्कशीट-3)

रोल नं - _____
दिन - _____

इ) चित्र देखकर नाम लिखो -



च) मिलान करो -

1. सीता-राम जी की

बनाकर लाई।

2. दीदी खीर

आरती गाई।

3. रविवार का

पर आई।

4. छवि छत

दिन आया।

5. माता का

कहना माना।

DAV PUBLIC SCHOOL, SAMANA (SENIOR SECONDARY)

Date:- Subject - Punjabi (Worksheet - 1) Day:.....

Name:- Class-1st Roll No-

ੳ) ਓ ਤੋਂ ਨ ਤੱਕ ਲਿਖੋ :

_____	_____	_____	_____	_____
_____	_____	_____	_____	_____
_____	_____	_____	_____	_____
_____	_____	_____	_____	_____
_____	_____	_____	_____	_____

ਅ) ਖਾਲੀ ਥਾਂਵਾਂ ਭਰੋ :

ੳ	-----	ੲ	-----	ੳ
-----	ਖ	ਗ	-----	-----
ਚ	-----	-----	ੲ	-----
-----	ਠ	ਡ	-----	ੳ
ਤ	-----	ੲ	-----	ਨ

DAV PUBLIC SCHOOL, SAMANA (SENIOR SECONDARY)

Date:-

Subject – Punjabi (Worksheet – 2)

Day:.....

Name:-

Class- 1st

Roll No-.....

ੲ) ਸਹੀ ਚਿੱਤਰ ਤੇ ਸਹੀ (v) ਦਾ ਨਿਸ਼ਾਨ ਲਗਾਓ –


1. ਕ

-



2. ਘ

-



3. ਅ

-



4. ਸ

-



5. ਗ

-



6. ਖ

-



7. ਏ

-



8. ਚ

-



9. ਤ

-



10. ਝ

-



DAV PUBLIC SCHOOL, SAMANA (SENIOR SECONDARY)

Date:-

Subject – Punjabi (Worksheet – 3)


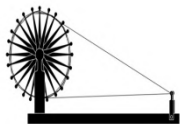
Day:.....

Name:-

Class-1st

Roll No-

ਸ) ਇੱਕੋ ਜਿਹੇ ਅੱਖਰਾਂ ਤੋਂ ਸ਼ੁਰੂ ਚਿੱਤਰਾਂ ਨੂੰ ਮਿਲਾਓ –



DAV PUBLIC SCHOOL SAMANA (SENIOR SECONDARY)

DATE.....

SUBJECT- MATHS (Worksheet 1)

Day.....

Name

CLASS- 1st....

Roll No.

1) What Comes..... ?

After

Before

Between

48.....

.....17

57.....59

54.....

.....34

79.....81

71.....

.....46

85.....87

15.....

.....78

45.....47

78.....

.....59

19.....21

89.....

.....91

67.....69

2) DODGING TABLES

4	X	3	=			4	X	4	=	
2	X	8	=			2	X	10	=	
3	X	7	=			3	X	9	=	
2	X	6	=			2	X	4	=	
3	X	9	=			3	X	2	=	
4	X	5	=			4	X	7	=	
3	X	3	=			3	X	1	=	

DAV PUBLIC SCHOOL SAMANA (SENIOR SECONDARY)

DATE.....

SUBJECT- MATHS (Worksheet 2)

Day.....

Name

CLASS- IST

Roll No.

1) Write in Ascending Order :

a

46	35	16	22	59
----	----	----	----	----

b

52	22	12	49	33
----	----	----	----	----

c

18	37	20	18	40
----	----	----	----	----

2) Write in Descending Order :

a

25	16	6	35	49
----	----	---	----	----

b

8	35	56	22	45
---	----	----	----	----

c

17	9	20	65	78
----	---	----	----	----

3) Ordinal Number :

a) 5 =

d) 2 =

b) 7 =

e) 4 =

c) 3 =

f) 10 =

4) Put >, < or = sign:

a) 19 _____ 26

e) 40 _____ 40

b) 84 _____ 75

f) 91 _____ 36

c) 62 _____ 57

g) 49 _____ 49

d) 36 _____ 76

h) 95 _____ 5

DAV PUBLIC SCHOOL SAMANA (SENIOR SECONDARY)

DATE.....

SUBJECT- MATHS (Worksheet 3)

Day.....

Name

CLASS -IST.....

Roll No.

1) Write Number Name

a) 22 = _____

e) 3 = _____

b) 15 = _____

f) 10 = _____

c) 28 = _____

g) 17 = _____

d) 30 = _____

h) 32 = _____

2) Insert The Missing Numbers

34		36		38		40		42	
----	--	----	--	----	--	----	--	----	--

70			73		75		77		
----	--	--	----	--	----	--	----	--	--

	18			21			24		26
--	----	--	--	----	--	--	----	--	----

41		43		45		47		38	
----	--	----	--	----	--	----	--	----	--

	27		29		31		33		
--	----	--	----	--	----	--	----	--	--

3) Write in figure

a) ten

f) five

b) thirty six

g) eighteen

c) twenty one

h) twenty eight

d) fourteen

i) fifty

e) thirty two

j) thirty six

Date - _____ Subject - EVS(Worksheet-1) Day - _____

Name - _____ Class-1st _____ Roll No - _____

A) Fill in the blanks -

(sleep, grain, energy, smell, hanky, combs, hear, feel)

- 1) Nose helps us to _____ different things.
- 2) Ears help us to _____ different things.
- 3) Skin helps us to _____ different things.
- 4) We use _____ to clean our nose.
- 5) Ravi _____ his hair.
- 6) Rice is a _____ .
- 7) Food gives us _____ to work and play.
- 8) We _____ at night.

B) Write True / False -

1. We must keep our body clean. _____
2. Exercise makes our body weak. _____
3. Sleep gives our body rest. _____
4. Fruits and vegetables are unhealthy. _____
5. Milk products are good for our health. _____
6. We should eat clean food. _____

DAV PUBLIC SCHOOL, SAMANA (SENIOR SECONDARY)

Date - _____

Subject - EVS (Worksheet-3)


Day - _____

Name - _____

Class-1st __

Roll No - _____

☆ Label the body parts



DAV PUBLIC SCHOOL SAMANA (SENIOR SECONDARY)

Name- _____ Holidays Assignment Roll No- _____

Date- _____ Subject- Drawing (worksheet-1) Day - _____

a) Colour the following picture beautifully :-




DAV PUBLIC SCHOOL SAMANA (SENIOR SECONDARY)

Name- _____ Subject- Drawing (worksheet-2) Roll No- _____

Date- _____ Day - _____

b) Take an ear bud and dip it in different water colours then give the impression on the given picture and complete it neatly :-




DAV PUBLIC SCHOOL SAMANA (SENIOR SECONDARY)

Name- _____ Subject- Drawing (worksheet-3) Roll No- _____

Date- _____ Day - _____

c) Colour the following picture beautifully:-



DAV Public School , Samana (Senior Secondary)

Class -1st List of Creative Work According to Roll Numbers

Roll No.	Creative Work
1	Prepare Flash Cards of 'ch' sound words
2	Prepare Flash Cards of 'th' sound words
3	Prepare Flash Cards of 'ss' sound words
4	Prepare Flash Cards of 'ck' sound words
5	Prepare Flash Cards of 'ng' sound words
6	Prepare a Chart on Days of the week.
7	Prepare a Chart on different types of clothes.
8	Prepare a Chart on different types of houses.
9	Prepare a Chart on Fair and Festivals
10	Prepare a Chart on Important places.
11	Prepare a Chart on Our Helpers.
12	Prepare a Chart on Things of Personal Cleanliness
13	Prepare Number cards from 1 to 20
14	Prepare Number cards from 21 to 40
15	Prepare Number cards from 41 to 60
16	Prepare Number cards from 61 to 80
17	Prepare Number cards from 81 to 100
18	Prepare Flash Cards of ऊ (ू) मात्रा के शब्द
19	Prepare Flash Cards of ए (े) मात्रा के शब्द
20	Prepare Flash Cards of ऐ (ै) मात्रा के शब्द
21	Prepare Flash Cards of ओ (ो) मात्रा के शब्द
22	Prepare Flash Cards of औ (ौ) मात्रा के शब्द
23	Prepare Flash Cards of अ (ं) मात्रा के शब्द
24	Prepare Flash Cards of अः (ः) मात्रा के शब्द
25	Prepare Flash Cards on उ उँ भ
26	Prepare Flash Cards on ङ ङँ ङ
27	Prepare a chart of Wild Animals
28	Prepare a chart of Domestic Animals
29	Prepare a chart on concept of Change The Number
30	Prepare a chart of Domestic Animals
31	Prepare a chart on concept of in, on, under
32	Prepare a chart on concept of a/an
33	Prepare a chart on Months Name
34	Prepare a chart on concept of This/That

Note:- Students will do creative work according to their Roll Numbers