

॥ ओ३म् ॥



DAV PUBLIC SCHOOL, SAMANA

(Senior Secondary)

CBSE Affiliated (1630571)

Under : DAV College Managing Committee, New Delhi

Near Chak, Patran Road, Samana-147101 • Phone :01764-221815,9878144815

E-mail: davsamana@gmail.com, davsamana@yahoo.com

Website : www.davsamana.org

STUDY PLAN

Class LKG

Name _____

Section _____

Roll No. _____

Adm. No. _____

Index

SUBJECT	FIRST TERM	SECOND TERM	THIRD TERM
ENGLISH	10-13	26-27	37-38
HINDI	13-16	28-30	38-39
MATHEMATICS	16-18	30-31	39-40
GENERAL KNOWLEDGE	18-20	32-33	40-41
VISUAL ART	20-21	33	42
HEALTH & PHYSICAL EDUCATION	21-22	33-34	42-43
MUSIC & DANCE	22-23	34	43-44
BLUE PRINT	24-25	35-36	45-46
CALENDER ACTIVITIES	47		
EK BHARAT SHRESHTA BHARAT	48-49		
ECO CLUB	50-51		
MEDICAL PLANNER	52		
IMPORTANT DAYS	53-58		
ARYA PARV	59		
HOLIDAYS LIST	60		
SCHOOL HOUSES	61		
DO'S AND DON'TS	62		
CODE OF CONDUCT	62		
TEN PRINCIPLES OF ARYA SAMAJ	63		

Principal Message

"Education is a shared commitment between dedicated teachers, motivated students and enthusiastic parents with high expectations"



Dr. Mohan Lal Sharma
Founder Principal

Dear Students

Today, the role of a school is not only to pursue academic excellence but also to encourage and empower its students to be lifelong learners, critical thinkers, and productive members of an ever-changing global society. More than a decade back DAV SAMANA pledged to transform education. The school that is being run under the able stewardship of Honorable President **Dr. Poonam Suri Ji** has earned its own position not only in Samana but also in its surrounding areas. At DAV, we provide an atmosphere to our students for multifaceted development, where children get such a platform which helps them to channelize their potential in the pursuit of excellence. This can only be possible in a holistic, student-centric environment.

The school is striving hard to make the best possible efforts to inculcate strong Vedic roots combining with academics and extra-curricular activities in the children. Transforming every individual into a self-reliant and independent citizen, the school provides an amalgam of scholastic and co-scholastic activities with International exposure. In our curriculum, the student is the primary focus and each child is involved in the learning process.

The parents are the most strengthening power in moulding the future of children. Their consistent support empowers us to do more and more. I pay my gratitude to them for their faith in us.

I am confident enough that the DAVIANS will make themselves stronger day by day, adding a new leaf to the grandeur of the school.

Blessings,

Dr. Mohan Lal Sharma
Principal

STUDY PLAN - AN IMPORTANT TOOL

Study plan is a technique that enables you to make the most efficient use of your time, resources and academic potentials. As we journey together, you may face many challenges and to enable you to overcome the obstacles we offer you this wonderful tool-Study Plan to make you familiar with the values and Academic Syllabi of the school. This will increase your awareness of how you study and you will become more confident. Make this planner a part of your schedule for getting success this year.

GREEN RULES

- ❖ Be kind, polite, helpful and aware of others' feelings.
- ❖ Try your best, work hard and learn from your own mistakes.
- ❖ Respect your educators.
- ❖ Make yourself presentable.
- ❖ Take responsibility for your education.
- ❖ Be organized.
- ❖ Don't be a distraction.
- ❖ Do the task with dedication.
- ❖ Stick to your goals.

GENERAL INSTRUCTIONS (FOR PARENTS)

- ❖ Parents are requested to co-operate with the school in its attempt to help towards their children's progress by paying attention to their regularity, punctuality and discipline.
- ❖ Constant vigilance on the part of the parents pays rich dividends. We earnestly recommend that parents should take interest in the daily activities of the children both inside and outside the school and check the diary daily for any notes from the teacher. Kindly attend all Parent-Teacher Meetings in the interest of your wards.
- ❖ If you have any suggestions regarding your ward's study, you are welcome to contact the Principal/ Supervisor/ Co-ordinator/Class Teacher/Subject Teacher during Parent-Teacher Meeting or with prior appointment with Principal/ Supervisor/ Co-ordinator between (9:00 a.m. to 10:00 a.m.).
- ❖ Parents are requested not to enter the class room either to see their wards or to seek interviews with the teachers during class hours. No half day/short leave will be given to the student.
- ❖ Unauthorized absence for 6 consecutive days renders the student liable to have his/her name struck off the rolls. Sick children should not be sent to the school for a test or an examination. Medical certificate may be sent along with an application on the same or next day positively. Student will be fined Rs.10 per day, if the child remains absent for the consecutive two days.
- ❖ Children when suffering from infectious disease should not be sent to school to attend classes. The student is required to produce a fitness certificate from a Medical Practitioner / Doctor on joining.

- ❖ Any change of Residential / Official Address / Telephone Number should be notified to the class teacher and school office immediately.
- ❖ Ensure that the child maintains personal hygiene, has nutritious breakfast and diet and avoids eatables from roadside vendors.
- ❖ Students are not allowed to carry / use "Mobile Phones" within the school premises.
- ❖ As the medium of instruction in the school is English. So, children should be helped to follow their work easily and intelligently by a certain amount of regular conversation in English at home.
- ❖ As soon as the diary is issued, the parents should fill in all the required data and sign in the spaces provided.
- ❖ Parents should sign the school diary daily. Daily assignment, irregularity in
 - a) Completion of assignment
 - b) Bringing of Books.
 - c) Wearing proper uniform, or any other instruction and circulars given should be acknowledged by signing the diary at the respective spaces provided.
- ❖ Legitimate complaints should be brought to the knowledge of the Principal without delay.
- ❖ Please ensure that the child is sent neatly dressed. Nails should be trimmed regularly. Expensive jewellery and watches, nail polish and make up is not permitted.
- ❖ Encourage the children to participate in all curricular and co-curricular activities. This is very necessary for gaining self-confidence and self-satisfaction

MODE OF EXAMINATION

1. The First Term examination will be held in the month of September and 2nd term will be held in December and Annual examination will be held in the month of February / March.
2. Grading System is in the paper of Drawing, Music / Dance, G.K., Naitik Shiksha, Health & Physical Education, Sanskrit.
3. A student must pass separately in both (Written+ Practical) exams.
4. Duration of each paper will be of three hours.

TEACHER SHOULD KEEP IN MIND

1. Use a variety of tools (Oral, Projects, Presentation).
2. Understand different learning styles and abilities.
3. Develop child's individual's skills, interests, attitudes and motivation.
4. Monitor the changes taking place in a child's learning, behavior and progress over time.
5. Share the assessment criteria with the students.
6. Allow peer and self-assessment.
7. Give an opportunity to the students to improve.
8. Use an "Indoor Voice" when speaking in the class.

VALUE EDUCATION**TOPIC****APRIL****Courtesy & Co-operation:**

Recognition of mutual interdependence with others resulting in Polite treatment and respect.

- Politeness
- Sympathy
- Civility
- Collaboration
- Assistance

MAY**Kindness & Generosity:**

Concern for suffering or distress of others.

- Affection
- Decency
- Gentleness
- Altruism
- Support

JUNE**Accountability & Commitment:**

Responsibility for one's actions and their consequences.

- Liability
- Blame worthiness
- Answerability
- Promise
- Responsibility

JULY**Nurture the Nature/****Conservation:**

Avoid wastage and pollution of Natural resources.

- Natural Environment
- Care and Conservation of Land, Clean Air and Pure Water

AUGUST**Honesty & Integrity:**

The quality or fact of being truthful, upright & fair.

- Truthful
- worthy of confidence
- Trustworthy
- Patient
- Sincere

SEPTEMBER**Safety & Security:**

Condition of being protected from danger or risk.

- Immunity
- Assurance
- Defence
- Protection
- Precautions

OCTOBER

Respect & Forgiveness:

Treat others the way you like to be treated. Care for others and Environment.

- Respect for Creator
- Respect for Others
- Respect for authority
- Respect for environment
- Respect for health

NOVEMBER

Tolerance & Acceptance:

To respect someone's Belief & Choices.

- Tolerate Others
- Co-operate and Encourage Others
- Empathy for others
- Harmony

DECEMBER

Care & Compassion:

Concern for Sufferings of others & being Sympathetic.

- Love for Living Beings
- Attitude of Kindness
- Generous
- Courtesy
- Empathy
- Self- Heartedness

JANUARY

Loyalty & Patriotism:

Faithfulness to a person, institution, custom or idea to which one is bound by duty, pledge or a promise.

- Faithfulness
- Dutiful
- Steadfast
- Trustfulness
- Trustworthy
- Patriotic

FEBRUARY

Time Management:

Ability to use one's time effectively.

- Right Activity
- Effective Planning
- Setting Deadlines
- Setting Goals & Objectives

MARCH

Excellence / Doing Your Best:

Strive to achieve best at all times and to be good.

- Be Curious
- Help others to improve
- Focus on Task
- Identify Your Goals
- Hard Work

UNIT - I (APRIL TO AUGUST)

ENGLISH

OBJECTIVES:-

1. Our main aim and objective is to develop basic skills of communication along with basic concept of physical and social environment.
2. To enable the children to communicate with the other people, to express his/her ideas and to be able to write.
3. At Pre-Primary stage, we intend to make the child read with the help of Phonetic sound.

APRIL

Listening Skill	(a)	Story "The Thirsty Crow" with the help of teaching aids.
	(b)	Activities from Curriculum Guidelines Rolly Polly games (Curriculum Guidelines Page No. 10)
	(c)	Free play (Curriculum Guidelines Page No. 10)
Reading Skill	Page No. 1 to 10 (Fun with English)	
Speaking Skill	Basic Conversation :-	
	i)	ABC Phonetic Song.
	ii)	What is your name ?
	iii)	How are you ?
Speaking Sentences	1)	May, I come in ?
	2)	May, I go ?
Writing Skill	Tracing Patterns : sleeping, standing, slanting lines and curves.	
	Letter :- L, I, T, H, E, F	
Integrated Activity Book	Page no. 1 to 5	
Activity	i)	Be quick from Child Craft Kit (Page no. 49)
	ii)	Simple Gestures :- Roll call, Good Morning, Good Afternoon from Curriculum Guidelines Page No. 14

Tools of Evaluation	Teaching Aids
Reading, Listening, Speaking	Chart, Flash cards, E-smart, Child Craft Kit, Puppets, Green Board, CD

MAY	
Listening Skill	(a) Story "The Thirsty Crow" (with actions and face expression)
2	(b) Simon Says from Curriculum Guidelines Page No. 10
	(c) Commands : Run, Walk, Jump, Clap
Reading Skill	Page No. 11 to 21 (Fun with English)
Speaking Skill	Basic conversation :-
	i) In which class do you study?
	ii) Who is your class Incharge?
Speaking Sentences	1) May, I go to drink water ?
	2) May, I go to washroom ?
Writing Skill	Capital letters A to L
	Match the letter with correct picture
Integrated Activity Book	Page No. - 6 to 10
Activity	i) Jump in Pond (Related with Reading Skill)
	ii) Who doesn't belong (Child Craft Kit) Page No. 51

Tools of Evaluation	Teaching Aids
Reading, Dictation, Listening, Speaking	Chart, Flash cards, Green Board, E-smart, Child Craft Kit, Puppets

JUNE	Summer Vacation
-------------	------------------------

JULY	
Listening Skill	(a) Story "The Thirsty Crow" with actions and face expressions
	(b) Commands : Go fast, Come fast, Move back, Look straight

Reading Skill	Page No. 22 to 31 (Fun with English)	
Speaking Skill	Basic Conversation :-	
	i)	In which school do you study?
	ii)	Who is your school Principal?
Writing Skill	(a)	Capital Letter A to Z
	(b)	Dictation
	(c)	See the picture and write initial letter.
Integrated Activity Book	Page No. 11 to 18	
Activity	i)	Show and Tell Activity (Curriculum Guidelines Page No. 13)
	ii)	Join and Enjoy (Child Craft Kit)

Tools of Evaluation	Teaching Aids
Reading, Dictation, Speaking, worksheets, writing	Flash cards, Chart, E-smart, Child Craft Kit, Puppets

AUGUST		
Listening Skill	(a)	Story “The Thirsty Crow” with face expressions
	(b)	Use of magical words :- Thank you, Please, Sorry, Welcome, Excuse me
Reading Skill	Page No. 32 to 41 (Fun with English)	
Object speaking	This is a Ball, Its colour is Red.	
Speaking Skill	Basic Conversation :	
	i)	Who is the king of jungle ?
	ii)	In which state do you live ?
Writing Skill	(a)	Capital Letter A to Z
	(b)	Missing Letter A to Z + Dictation
	(c)	See the picture and circle the correct letter
	(d)	Encircle the odd one out picture
Integrated Activity Book	Page No:- 24, 25, 31, 53, 54, 67, 68	
Activity	i)	'An English week' (Curriculum Guidelines Page No. 12)
	ii)	Alphabet Bingo (Child Craft Kit Page No. 61)
Revision of whole Syllabus		

Tools of Evaluation	Teaching Aids
Reading, Dictation, Speaking, worksheets	Chart, E-smart, Flash cards, Puppets, Green Board, Child Craft Kit

SEPTEMBER	Assessment - 1
------------------	-----------------------

Note - During the syllabus the teacher will follow activities to develop language. It is not enough to recite a rhyme or say different alphabet letters the child needs to be able to have a conversation. Give maximum practice to help the child to learn a language. Avoid translation method, use gestures to give the meaning.


STORY : THE THIRSTY CROW

Once there was a crow, He was very thirsty. He went here and there in search of Water. At last, he saw a pot of water, But there was very little water in the pot. He thought an idea. He put some pebbles into the pot. The water came up. The Crow drank the water and flew away.

Moral :- Where there is a will, there is a way

Aa to Zz Phonetic Sounds

Aa- ऐ -- apple	Jj- ज -- jug	Ss- स -- sun
Bb- ब -- ball	Kk- क -- kite	Tt- ट -- tap
Cc- क -- cat	Ll- ल -- lamp	Uu- अ -- umbrella
Dd- ड -- duck	Mm- म -- mango	Vv- व -- van
Ee- ए -- egg	Nn- न -- net	Ww- व् -- watch
Ff- फ -- fan	Oo- ओ -- orange	Xx- क्स -- x-ray
Gg- ग -- gun	Pp- प -- parrot	Yy- य -- yak
Hh- ह -- hut	Qq- क्व -- queen	Zz- ज़ - zebra
Ii- इ -- inkpot	Rr- र -- rat	



उद्देश्य :

1. व्यंजनों की सही पहचान और बनावट पर बल देना।
2. उचित उच्चारण समझाना।
3. चित्र की प्रथम ध्वनि से परिचित करवाना।
4. बच्चों के चारों कौशलों को प्रफुल्लित करना।

अप्रैल श्रवण	(क) (ख) (ग)	कहानी : प्यासा कौआ (क, ख, ग, घ) व्यंजन से संबंधित कहानियाँ व्यंजन गीत क से न
वचन	(क) (ख) (ग) (i) (ii)	कहानी : प्यासा कौआ हाव-भावों सहित व्यंजन गीत कविता के रूप में गाएँ। प्रश्नोत्तर : आप कौन हैं ? आपका क्या नाम है ?
पाठन		अक्षर परिचय पृष्ठ संख्या 1 से 10 तक
लेखन	(क) (ख)	अक्षर से अक्षर मिलाएँ। व्यंजन क, ख
मूल्यांकन के ढंग		सहायक सामग्री
चित्र देखकर पढ़ना, प्रथम ध्वनि की पहचान		पुस्तक, फ्लैश कार्ड, ई-समार्ट कार्य प्रपत्र, वर्ण आकृतियाँ।

मई श्रवण	(क) (ख)	कहानी : प्यासा कौआ हाव भाव सहित (च, छ, ज, झ) व्यंजन से संबंधित कहानियाँ
वचन	(क) (ख) (i) (ii)	कहानी : प्यासा कौआ प्रश्नोत्तर : आप के स्कूल का क्या नाम है ? आप किस कक्षा में पढ़ते हो ?
पाठन		अक्षर परिचय पृष्ठ संख्या 11 से 20 तक
लेखन	1. 2.	क से ज चित्र देखकर पहला अक्षर लिखे।
गतिविधि		अक्षर दौड़ करीक्यूलम गार्डलार्इन्ज़ - पृष्ठ - 1
मूल्यांकन के ढंग		सहायक सामग्री
चित्र देखकर पढ़ना, प्रथम ध्वनि की पहचान		पुस्तक, फ्लैश कार्ड, ई-समार्ट कार्य प्रपत्र, वर्ण आकृतियाँ।
जून		ग्रीष्मावकाश

जुलाई		
श्रवण	(क) (ख)	कहानी : प्यासा कौआ (ट, ठ, ड, ढ) व्यंजन से संबंधित कहानियाँ
वचन	(क)	प्रश्नोत्तर : 1. आप की कक्षा अध्यापिका का क्या नाम है? 2. आप कहाँ रहते हो? 3. फलों के नाम - आम, केला, सेब, अंगूर, संतरा, अनार 4. हमारा राष्ट्रीय फल कौन सा है ?
पाठन		अक्षर परिचय पृष्ठ संख्या 21 से 30 तक
लेखन	1. 2. 3. 4. 5.	क से ण खाली स्थान भरो। श्रुतलेख। चित्र देखकर सही अक्षर पर घेरा लगाएं। चित्र को सही अक्षर से मिलाओ।
गतिविधि		पार्सल खेल क्रीक्यूलम गाईडलाईन्ज़ - पृष्ठ - 17
मूल्यांकन के ढंग		सहायक सामग्री
कार्य प्रपत्र, श्रुतलेख, मौखिक वाचन		ई-स्मार्ट बोर्ड, फ्लैश कार्ड, पुस्तक चार्ट श्यामपट्ट
अगस्त		
श्रवण	(क) (ख)	कहानी : प्यासा कौआ हाव भाव सहित (त,थ,द,ध,न) व्यंजन से संबंधित कहानियाँ।
वाचन	(क) (ख)	कहानी : प्यासा कौआ हाव भाव सहित प्रश्नोत्तर : (क) जंगल का राजा कौन है? (ख) हमारा राष्ट्रीय ध्वज क्या कहलाता है ? (ग) जानवरों के नाम शेर, चीता, हाथी, बंदर, घोड़ा, भालू
पाठन		अक्षर परिचय पृष्ठ संख्या 31 से 42 तक
लेखन	1. 2. 3. 4. 5.	क से न खाली स्थान भरो। समान अक्षर पर घेरा लगाओ। अक्षर देखकर चित्र पर घेरा लगाओ। श्रुतलेख।

गतिविधि

रहस्यमयी थैला करीक्यूलम गाईडलाईन्ज़ - पृष्ठ - 63

मूल्यांकन के ढंग

सहायक सामग्री

लिखित, मौखिक, कार्यप्रपत्र, श्रुतलेख

श्यामपट्ट, पुस्तक, चार्ट, दृश्यात्मक सामग्री, वास्तविक वस्तुएँ, वर्ण आकृतियाँ, ई-स्मार्ट बोर्ड

कहानी : प्यासा कौआ

एक कौआ प्यासा था। जंगल-जंगल फिरता था। उसने देखा एक घड़ा, घड़े में पानी थोड़ा था।

कौए ने डाले कंकर, पानी आया ऊपर, कौए ने पीया पानी, खत्म हुई कहानी।

शिक्षा : जहाँ चाह वहाँ राह।

MATHEMATICS

OBJECTIVES :

1. To develop 'cognitive or Intellectual' skills.
2. To practice skills of thinking problem solving, Classifying imagining & experimenting.

APRIL

Oral

Numbers 1 to 20

Written

(a) Tracing and Matching
i) Shapes ii) Numbers

(b) Recognition of Red and Yellow Colours

(c) Comparison: Big / Small

(d) Numeral: 1 to 5

Fun with Maths

Page No. 1 to 13

Activity

'Number Songs'
(Curriculum Guidelines Page No. 25)

Tools of Evaluation	Teaching Aids
Oral Test, Verbal Counting	Green Board, E- smart Board, Real Objects, Child Craft Kit, Curriculum Guidelines, Fun with Maths Book

MAY	
Oral	Numbers 1 to 30
Written	(a) Counting 1 to 20
	(b) Count and write (1 to 5)
	(c) Shapes - Triangle
	(d) Encircle the same numeral
	(e) Count and Match
	(f) Dictation (1 to 10)
Fun with Maths	Page No. 14 to 26
Activity	Shape Race/ Colour Race (Curriculum Guidelines Page No. 23)

Tools of Evaluation	Teaching Aids
Oral Test, Dictation, Green Board Test	Green Board, E- smart Board, Child Craft Kit, Curriculum Guidelines, Fun with Maths Book Wooden Blocks, Real Objects.

JUNE	Summer Vacation
-------------	------------------------

JULY	
Oral	Numbers 1 to 50
Written	(a) Counting 1 to 40
	(b) What comes after 1 to 10
	(c) Missing Numbers 1 to 30
	(d) Shape of Square
	(e) Count and write 1 to 10
	(f) Dictation
Comparison	Tall/ Short

Fun with Maths	Page No. 27 to 37
Activity	'Magic Game' (Curriculum Guidelines Page No. 24)

Tools of Evaluation	Teaching Aids
Oral Test, Board Test, Dictation, Worksheets	Green Board, E-smart Board, , Real Objects, Fun with Maths Book, Curriculum Guidelines, Child Craft Kit

AUGUST	
Oral	Numbers 1 to 50
Written	(a) Counting 1 to 50
Comparison	Heavy/Light (Activity)
Fun with Maths	Page No. 38 to 47
Activity	Colour Day/Shape Day (Curriculum Guidelines Page No. 24)
Revision of whole syllabus	

Tools of Evaluation	Teaching Aids
Written Test, Oral Test, Worksheet, Mental Ability, Dictation	Green Board, Smart Board, Curriculum Guidelines, Child Craft kit, Fun with Maths Book

SEPTEMBER	Assessment - 1
------------------	-----------------------

Note: There are a few basic concepts which play an important role in child's development. These include pre-number concepts or comparisons. Teacher will follow activities like, shape race, colour race, walk on shape etc. from Curriculum Guidelines and activities from Child Craft Kit (An Interactive Activity Manual)

GENERAL KNOWLEDGE

OBJECTIVES:-

1. Give children an Opportunity to answer open questions.
2. To develop the ability to identify things that one uses together in daily life.
3. To increase confidence and encourage child to express himself / herself.

Tools of Evaluation	Teaching Aids
Listening, Speaking, Picture Recognition, Quiz	Chart, Flash Cards, CD, Green Board, E-Smart Board, Child Craft Kit, Puppets, Worksheets

APRIL	
Morning Prayer	
Name and Recognize	a) Our Body Parts (Any 5) b) Animals (Any 5)
Activity	Touching Soft and Hard

MAY	
Morning Prayer	
Name and Recognize	a) Birds (Any 5)) b) Vegetables (Any 5)
Activity	Things in the Sky (Curriculum Guidelines Page No. 30)

JUNE	Summer Vacation
-------------	------------------------

JULY	
Name and Recognize	(a) Our Food (Any 5) (b) Fruits (Any 5) (c) Clothes (Any 5)
Activity	Healthy and Unhealthy Food

AUGUST	Revision
---------------	-----------------

SEPTEMBER	Assessment - 1
------------------	-----------------------

	1.	How Many eyes do you have?
	Ans.	I have 2 eyes
	2.	How many times do you brush your teeth?
	Ans.	2 times (morning and night)
	3.	Which is our National bird?
	Ans.	Peacock
	4.	Which is our National animal?
	Ans.	Tiger

	5.	What is the colour of tomato?
	Ans.	Red
	6.	Name the king of vegetables .
	Ans.	Brinjal
	7.	Name the king of fruits.
	Ans.	Mango
	8.	Which is your favourite fruit?
	Ans.	Banana/Grapes/Mango
	9.	What is the colour of an apple?
	Ans.	Red
	10.	What do you wear for going to school?
	Ans.	Uniform

Morning Prayer

God Bless Mummy, Daddy too.

God Bless me and God Bless you,

God Bless everyone, God Bless everyone



OBJECTIVE :-

1. To develop creativity.
2. To develop hand-eye co-ordination.
3. To work confidently with a variety of materials.
4. To express individuality

Tools of Evaluation	Teaching Aids
Students' Interest, Neatness in Work, Level of Students' Imagination	Art Book, Colours, Worksheets, Drawing File, Water Colour, Green Board, E-Smart, Colourful Chalks, Duster, Real Objects.

APRIL	
Fun with colour	Page no. 1 to 4
Activity	Clay Moulding Curriculum Guidelines (Page No. 34)
MAY	
Fun with colour	Page No. 5 to 8
Draw the shapes	Triangle and Circle + Face in Circle
Activity	Lady Finger Printing
JUNE	Summer Vacation
JULY	
Fun with colour	Page No. 9 to 12
Draw	Sun, Hut
Colouring	Fill different colours in different pictures
AUGUST	Revision of all syllabus
Activity	Craft activities
SEPTEMBER	Assessment - 1

**OBJECTIVES :-**

1. To increase hand and body control during throwing, catching and kicking.
2. To increase concentration power and better sense of direction.
3. To improve co-ordination of eyes and hands work.
4. To manipulate objects & interaction with the natural world.
5. To make them habitual to take healthy diet and keep themselves fit and active.

Tools of Evaluation	Teaching Aids
Health, Hygiene, appetite, Body posture, interest, Stamina, Attentiveness Play Ground, Diet, Cleanliness	Balls (Big/Small), Tyre, Basket, Play Ground, String/Rope, Whistle, Chart, Diet Chart, Nutritious menu

APRIL		
	(1)	Outdoor Play - Swings, Slides, See-saws, Climbers (Curriculum Guidelines Page No. - 76)
	(2)	Jump in and out (Curriculum Guidelines Page No. -77)
	(3)	Commands - Sit, Stand, Clap
MAY		
	(1)	Kick the ball
	(2)	Walk on String or Rope
	(3)	Routines Curriculum Guidelines Page No. 79
Activity	Movement and Statue Game - (Curriculum Guidelines Page No. 78)	

JUNE	SUMMER VACATION
-------------	------------------------

JULY		
	(1)	P.T. Exercise -1
	(2)	Ball Activities - Catch, Throw, Chase
	(3)	Simple Race
Activity	Simple Recipe - Snack Time (Curriculum Guidelines Page No. 79)	

AUGUST		
	(1)	Bend your body forward
	(2)	Ball Activity - Pass and Roll the ball
	(3)	Commands - Standing at Attention
Activity	Watering the plants	

SEPTEMBER	Assessment - 1
------------------	-----------------------

MUSIC / DANCE

OBJECTIVES :-

1. To sing simple songs in English and Hindi.
2. To move body parts in response in action songs.
3. To develop large muscle co-ordination.
4. To participate as a member of group.
5. To experience joy in musical activities

1. Recitation of Gayatri Mantra.

2. Prarthna

तेरी है जमीं तेरा आसमां

तू बड़ा मेहरबां, तू बखशीश कर

सभी का है तू, सभी तेरे

खुदा मेरे तू बखशीश कर।

3. Rhymes according to Month

Tools of Evaluation	Teaching Aids
Oral Test Action. Pronunciation, Face Expression, Presentation, Confidence, Body Movements	Stereo, CD, Smart Board, Participation in Cultural Activities, Competition

APRIL	1. Oneness.
	2. तोता
	3. तुम मुझे खा लो
Activity	Move like birds (Curriculum Guidelines Page No. 74)
MAY	1. Bits of paper
	2. Policeman
	3. बादल
Activity	Songs/Rhymes (Curriculum Guidelines Page No.36)
JUNE	Summer Vacation
JULY	1. Good Night
	2 हाथी
	3 फलवाला
Activity	Recorded Music (Curriculum Guidelines Page No.37)
AUGUST	Revision of all syllabus
Note:- Side by side learning of National Anthem & DAV Gaan	
SEPTEMBER	Assessment - 1

(Oral / Practical)

FIRST TERM BLUE PRINT

ENGLISH

Sr.No.	Contents
1.	Uniform
2.	Discipline
3.	Condition of Book
4.	Basic Conversation + commands
5.	Picture Recognition (Aa to Ll)
6.	Story "The Thirsty Crow"
7.	Alphabet Recognition

हिंदी

Sr.No.	Contents
1.	Uniform
2.	Condition of book
3.	Discipline
4.	कहानी 'प्यासा कौआ'
5.	पुस्तक द्वारा चित्र पहचान
6.	मौखिक प्रश्न
7.	जानवरो के नाम / फलों के नाम

MATHEMATICS

Sr.No.	Contents
1.	Uniform
2.	Discipline
3.	Condition of Books
4.	Concepts(Big / small, Tall/short)
5.	Recognition of shapes / colors
8	Verbal Counting 1 to 50

GENERAL KNOWLEDGE

Sr.No.	Contents
1.	Uniform
2.	Discipline
3.	Condition of message Book
4.	Basic Conversation
5.	Picture Recognition
6.	Morning Prayer
7.	Name the following- Animals, Fruits

HEALTH & PHYSICAL EDUCATION

Sr.No.	Contents
1.	Uniform
2.	Discipline
3.	Commands
4.	Simple Race + Jump in / out
5.	P.T. Exercise -1
6.	Ball Tricks -Catch / throw / Kick

MUSIC AND DANCE

Sr.No.	Contents
1.	Uniform + Discipline
2.	Recitation of Gayatri Mantra
3.	Prarthna
4.	One Rhyme in Hindi (LIVE)
5.	One Rhyme in English (LIVE)
6.	Action with Hindi Rhyme(CD)
7.	Action with English Rhyme(CD)

UNIT - II (SEPTEMBER to DECEMBER)**ENGLISH**

OCTOBER	
Listening Skill	Story "Two Silly Goats" with the help of teaching aids
Reading Skill	Page No. 42 to 47 (m to p Sound stories) (Fun with English)
Speaking Skill	Basic Conversation :-
	i) Where do you live?
	ii) Where is your school situated?
	iii) Who are you?
Speaking Sentences	1) Can I help you.
	2) Please, share my Lunch.
	3) Use of simple greetings and common courtesies - Thank you, Please, Excuse me, Pardon me
Writing Skill	(a) Small letter 'a to I' Sound
	(b) Match the letter with picture
	(c) Dictation
Integrated Activity Book	Page No. 19 to 23, 26 to 29
Activity	i) What is wrong.....? (with the help of worksheet) Curriculum Guidelines Page No. - 16
	ii) My feely tray from (Child Craft Kit Page No. 54)

Tools of Evaluation

Reading, Dictation, Listening, Speaking, Green Board Test

Teaching Aids

Chart, Flash cards, Green Board, E-smart, Child Craft Kit, Puppets, CD

NOVEMBER

Listening Skill	(a)	Story "Two Silly Goats" with actions and face expressions
	(b)	Mirror Activity game Listen and Speak
	(c)	Sound of different objects through CD
	(d)	Phonetic Sounds
Reading Skill	Fun with English : (q, r, s, t) Sound stories (Page No:- 48 to 57)	
Speaking Skill	Basic Conversation	
	(a)	Who is your Area Incharge ?
	(b)	How many days make a week ?
Speaking Sentence	I have done my work.	
Writing Skill	(a)	a to t
	(b)	See the picture and write first letter.
	(c)	Write the small letter sound next to capital letter
	(d)	Dictation
Integrated Activity Book	Page No. 30, 32 to 41	
Activity	Ball Game (Curriculum Guidelines Page No:- 17)	
	Picture talk from Child Craft Kit	

Tools of Evaluation	Teaching Aids
Reading, Dictation, Listening, Speaking, worksheet	Chart, Flash cards, Green Board, E-smart, Child Craft Kit, Puppets, CD

DECEMBER		
Listening Skill	(a)	Story "Two Silly Goats"
	(b)	Stories about, 'Good Manners'
	(c)	'Show and Tell' Activity
Reading Skill	Fun with English:- m to t (sound stories)	
Speaking Skill	Basic Conversation	
	(a)	In which country do you live ?
	(b)	How many colours are in our National Flag ?

Speaking Sentences	(a)	Can I sharpen my pencil ?
	(b)	I have finished my Lunch.
Writing Skill	(a)	a to t
	(b)	Match the letter with picture
	(c)	Match the capital letter with small letter
	(d)	Dictation (a to t)
Integrated Activity Book	Page No 42 to 55	
Activity	Word Bank from Curriculum Guidelines (Page No.18)	
	Step by Step (from Child Craft Kit)	

Tools of Evaluation	Teaching Aids
Reading, Dictation, Listening, Speaking, Worksheets, Written Test, Green Board Test	Chart, Flash cards, Green Board, E-smart, Child Craft Kit, Puppets

DECEMBER**Revision + Assessment - 2****Story - Two Silly Goats**

Once upon a time there were two silly goats. They wanted to cross a bridge. They were coming from opposite side. The bridge was narrow. First silly goat said, "I will cross the bridge first, you go back". The second silly goat said, "I will cross the bridge first you go back". Both started fighting, fighting and fell into the river.

Moral : We should not fight.

**अक्तूबर****श्रवण**

(क)

कहानी : कछुआ और खरगोश हाव भाव सहित

(ख)

(प, फ, ब, भ, म) व्यंजन से संबंधित कहानियाँ

वचन	(क) (ख)	रंगों के नाम : लाल, हरा, नीला, पीला, काला, सफेद प्रश्नोत्तर : 1. आप का स्कूल कहाँ स्थित है? 2. आप के स्कूल प्रिंसीपल का क्या नाम है?
पाठन		अक्षर परिचय पृष्ठ संख्या 43 से 54 तक
लेखन	1. 2. 3.	प से म व्यंजन चित्र का प्रथम अक्षर लिखो। चित्र को सही अक्षर से मिलाएं।
गतिविधि		‘मेरी मां’ 5 पंक्तियां संवाद रूप
मूल्यांकन के ढंग		सहायक सामग्री
चित्र देखकर पढ़ना, श्रुतलेख, कार्य प्रपत्र,		फलैश कार्ड, पाठ्य पुस्तक, दृश्यात्मक सामग्री, ई-समार्ट बोर्ड

नवम्बर		
श्रवण	(क) (ख)	कहानी : कछुआ और खरगोश हाव भाव सहित (य, र, ल, व, श) व्यंजन से संबंधित कहानियाँ
वचन	(क) (ख)	कहानी : कछुआ और खरगोश हाव भाव सहित प्रश्नोत्तर : (क) राष्ट्रीय झंडे में कितने रंग हैं ? (ख) आपके हाथों में कितनी अंगुलियाँ हैं ?
पाठन		अक्षर परिचय पृष्ठ संख्या 55 से 66 तक
लेखन	1. 2. 3. 4.	समान अक्षर पर घेरा लगाओ। चित्र देखकर सही अक्षर पर घेरा लगाओ। य से श श्रुतलेख ‘क से श’
गतिविधि		दिए गए चित्र में पूछे गए रंग भरो
मूल्यांकन के ढंग		सहायक सामग्री
श्रुतलेख, पुस्तक पढ़ना, चित्र का नाम प्रथम व्यंजन से, कार्यप्रपत्र,		चार्ट, फलैश कार्ड, पुस्तक, वर्ण आकृतियाँ, दृश्यात्मक सामग्री प्रकृति में रंग।

धिसंबर		
श्रवण	(क)	कहानी : कछुआ और खरगोश हाव भाव सहित
वचन	(क) (ख)	प्रश्नोत्तर : 1. आपके देश का क्या नाम है? 2. सूरज कब दिखाई देता है?

पाठन		अक्षर परिचय व्यंजन प से श पृष्ठ संख्या 43 से 66 तक दोहराई
लेखन	1. 2. 3. 4.	क से श व्यंजन खाली स्थान भरो। अक्षर देखकर सही चित्र पर घेरा लगाओ। श्रुतलेख

कहानी : कछुआ और खरगोश

कछुआ और खरगोश ने मिलकर एक दिन दौड़ लगाई। जंगल की सारी जनता उन्हें देखने आई। शुरु-शुरु में ऐसा जोश आगे निकल गया खरगोश। कछुए के तो उड़ गए होश, फिर भी उसको आया ना रोष। बहुत हँसा खरगोश ने जब पीछे मुड़कर देखा। थोड़ा सा आराम करूँ मैं थोड़ी दूर है रेखा। पेड़ के नीचे बैठा जैसे नींद बहुत थी आई। चलते ही रहने से देखो जीत कछुए ने पाई। घमंड ना करना चलते रहना शिक्षा हमने पाई।



OCTOBER		
Oral		Number 51 to 80
Written	(a)	Counting 51 to 70
	(b)	Missing Numbers 51 to 70
	(c)	Dictation
	(d)	Encircle the odd one out
	(e)	Shape- Circle
	(f)	Concept - Fat/Thin
	(g)	What comes After
Fun with Maths		Page No. 48 to 61
Activity		Arrange in Sequence (Curriculum Guidelines Page No. 25)

Tools of Evaluation	Teaching Aids
Oral Test, Verbal Counting, Dictation	Green Board, E- Smart Board, Flash Card, Worksheets, Curriculum Guidelines, Child Craft Kit, Fun with Maths Book.

NOVEMBER	
Oral	Number 51 to 80
Written	(a) Counting 51 to 80
	(b) Missing Numbers 51 to 80
	(c) Dictation 51 to 80
	(d) Shape Rectangle
	(e) Concept More/Less
	(g) Count & Circle the Correct Number
Fun with Maths	Page No. 62 to 75
Activity	Put the things in the box" Beads + Lace Pattern (Child Craft Kit)

Tools of Evaluation	Teaching Aids
Oral Test, Green Board Test , Dictation	Green Board, Note Book, E-Smart Board, Fun with Maths Book, Curriculum Guidelines, Child Craft Kit

DECEMBER	
Oral	Numbers 51 to 80
Written	(a) Counting 51 to 80
	Revision + Assessment - 2



Tools of Evaluation	Teaching Aids
Team spirit, Confidence, Alertness, Stamina, Hygiene, Concentration, Interest,	Water Bottles, Glasses, Masks, Music system, Whistle, Balloons, Dust bins, Soap, Towels.

OCTOBER	(1)	Commands - Stand at attention or at ease
	(2)	Race - Running on toes
	(3)	Hop and Jump
Activity	Pouring Water and Perfection	

NOVEMBER	(1)	P.T. Exercise-2
	(2)	Race - Mask Race
	(3)	Walking Backward
	(4)	Aerobics (Indoor Play)
Activity	Health and hygiene- Dress Neatly, Use Napkins, Keeps himself Neat and Tidy (Good Habits)	
DECEMBER		
	(1)	Washes Hand (Before/ After Meal)
	(2)	Race - Balloon Race, Frog Race
Activity	Shramdan	
	Revision + Assessment - 2	



Tools of Evaluation	Teaching Aids
Listening, Speaking, Quiz, Picture Recognition	Chart, Flash Cards, CD, Green Board, E-Smart, Child Craft Kit, Puppets, Worksheets

OCTOBER	
Lunch Prayer	
Name and Recognize	a) Our Helpers (Any 5) b) Festivals (Any 5)
Activity	Visit by the Helpers (Curriculum Guidelines Page No. 30)

NOVEMBER	
Name and Recognize	a) Transportation (Any 5) b) Action Words (Any 5)
Activity	Nutrition (Curriculum Guidelines Page No. 45)

Basic Conversation	
	1. Who gives us medicine?

	Ans.	Doctor
	2.	Who drives your bus?
	Ans.	Driver
	3.	Name the Festival of lights.
	Ans.	Diwali
	4.	When Santa brings the gift for children?
	Ans.	On Christmas
	5.	How do you go to school ?
	Ans.	By Bus.
	6.	Name the Festival of Colours ?
	Ans.	Holi
DECEMBER	Revision + Assessment - 2	



Tools of Evaluation	Teaching Aids
Students' Interest, Neatness in Work, Level of Students' Imagination	Art Book, Colours, Worksheets, Drawing File, Water Colours, Green Board, E-Smart, Colourful Chalks, Duster, Real Objects

OCTOBER	
Fun with colour	Page No. 13 to 16
Draw	A Kite
Colouring	Colour the picture with asked colour
Activity	Free hand colouring with brush and water colours

NOVEMBER	
Fun with colour	Page No. 17 to 18
Drawing File	a flower, any fruit.
Activity	Tracing objects (shapes, animals, birds)
DECEMBER	Revision + Assessment - 2



MUSIC / DANCE

1. Recitation of Gayatri Mantra

2. Prarthna

ओ३म् है जीवन हमार
ओ३म् प्राणाधार है
ओ३म् है सबका विधाता
ओ३म् पालनहार है

3. Rhymes according to month

Tools of Evaluation

Oral Test, Action, Pronunciation, Face Expression, Presentation, Confidence, Body Movements

Teaching Aids

Stereo, CD, Smart Board, Participation in Cultural Activities, competition

OCTOBER

1. Postman

2 सुबह

Activity

Pantomime from Curriculum Guidelines Page no. 38

NOVEMBER

1. Doctor

2. मेरा परिवार

3. क्रिसमिस

Activity

Musical Instruments from Curriculum Guidelines (Page No.36)

Note :- Side by side learning of National Anthem & DAV Gaan

DECEMBER

Revision + Assessment - 2

SECOND TERM BLUE PRINT

(Oral / Practical)

ENGLISH

Sr.No.	Contents
1.	Uniform
2.	Discipline
3.	Condition of Book
4.	Basic Conversation + Commands
5.	Picture Recognition (m to t)
6.	Story 'Two silly goats'
7.	Alphabet Recognition (a to t)

Hindi

Sr.No.	Contents
1.	Uniform
2.	Condition of book
3.	Discipline
4.	रंगों के नाम
5.	कहानी 'कछुआ और खरगोश'
6.	मौखिक प्रश्न
7.	पुस्तक द्वारा चित्र पहचान

MATHEMATICS

Sr.No.	Contents
1.	Uniform
2.	Discipline
3.	Condition of Books
4.	More / Less, Fat / Thin
5.	Recognition of shapes
6.	Count and Tell
7.	Verbal Counting 51 to 80

GENERAL KNOWLEDGE

Sr.No.	Contents
1.	Uniform
2.	Discipline
3.	Condition of message Book
4.	Basic Conversation
5.	Picture Recognition
6.	Lunch Prayer
7.	Name the following- Transportation, Our Helpers

MUSIC AND DANCE

Sr.No.	Contents
1.	Uniform
2.	Discipline
3.	Recitation of Gayatri Mantra /Mool Mantra
4.	Prarthna
5.	One Rhyme in Hindi(LIVE)
6.	One Rhyme in English (LIVE)
7.	Action with Hindi Rhyme(CD)
8.	Action with English Rhyme(CD)

PHYSICAL EDUCATION

Sr.No.	Contents
1.	Uniform
2.	Discipline
3.	Commands - Stand at ease / walk backward
4.	Race + On toes / Frog race
5.	P.T. Exercise -2
6.	Ball Tricks - Chase the Ball

UNIT - III (JANUARY TO MARCH)



JANUARY	
Listening Skill	(a) Topic ' My Self '
Reading Skill	u, v, w, sound stories Page No. 62 to 69
Speaking Skill	Basic Conversation :-
	(a) What is the full form of DAV ?
	(b) Which is our National fruit ?
Writing Skill	(a) Small letter u to z with phonetic sound
	(b) a to z
	(c) Missing letters 'a to z'
	(d) See the picture and write first letter
Integrated Activity Book	Page No. 56 to 66
Activity	'Parcel Game' from Curriculum Guidelines (Page No. 17)

Tools of Evaluation	Teaching Aids
Reading, Dictation, Listening, Speaking, Worksheets, Written Test, Green Board Test	Chart, Flash cards, Green Board, E-smart Board, Child Craft Kit, Puppets

FEBRUARY	
Listening Skill	Topic ' Myself '
Reading Skill	Fun with English x, y, z sound stories (Page no:- 70 to 77)
Speaking Skill	Basic Conversation :-
	(a) Name a bird which dances in rain.
	(b) Name the tallest animal.
Writing Skill	(a) a to z
	(b) Missing letter 'a to z'
	(c) Match the letter with picture
	(d) Dictation (a to z)
Integrated Activity Book	Page No. 67 to 73

Activity

'Hopscotch Game' from Curriculum Guidelines
(Page No. 19)

MARCH**Assessment – 3****MYSELF**

1. My name is _____.
2. I am a boy/ girl.
3. I am 4 years old.
4. I study in L.K.G _____ (section).
5. I study in DAV School Samana.
6. I live in _____

हिन्दी**जनवरी****श्रवण**

आत्म परिचय

वचन

प्रश्नोत्तर :

1. हमें पेड़ों से क्या मिलता है?
2. हमारा राष्ट्रीय फूल कौन-सा है?

पाठन

(क)

अक्षर परिचय

व्यंजन : ष, स, ह की कहानी पृष्ठ 67 से 74

लेखन

(क)

व्यंजन : ष, स, ह

(ख)

व्यंजन क से ह

(ग)

खाली स्थान भरो।

(घ)

श्रुतलेख

(ड)

चित्र का पहला अक्षर लिखें।

गतिविधि

आप क्या करोगे अगर.....

(करीक्यूल्म गाईडलाइन्ज पृष्ठ 70)

मूल्यांकन के ढंग**सहायक सामग्री**

श्रुतलेख, कार्य प्रपत्र, वाचन, श्रवण, गतिविधि -
बुझो तो जाने

श्यामपट्ट, दृश्यात्मक सामग्री, ई-स्मार्ट बोर्ड , पाठ्य पुस्तक, चार्ट

फरवरी		
श्रवण	(क)	आत्म परिचय
वचन	(क) (ख)	अच्छी आदतें प्रश्नोत्तर - 1 गाय हमें क्या देती है? 2 शेर कहाँ रहता है? 3 बीमार होने पर दवाई कौन देता है?
पाठन		अक्षर परिचय : प से ह चित्र पहचान
लेखन	(क) (ख) (ग) (घ)	व्यंजन क से ह खाली स्थान भरो। चित्र को अक्षर से मिलाओ। चित्र देखकर सही अक्षर पर घेरा लगाओ।
मार्च	-	मूल्यांकन - 3

मेरा परिचय

- मेरा नाम.....है।
- मैं चार वर्ष का/ की हूँ।
- मैं एल.के.जी. में पढ़ता/पढ़ती हूँ।
- मेरे स्कूल का नाम डी.ए.वी. पब्लिक स्कूल है।
- मैं.....शहर/गांव में रहता/रहती हूँ।
- मेरा मनपसंद फल.....है।
- सब मुझे बहुत प्यार करते हैं।

धन्यवाद।


MATHEMATICS
JANUARY

Oral		Numbers 51 to 100
Written	(a)	Counting 1 to 100
	(b)	Missing Numbers 1 to 50
	(c)	Count and write 1 to 10
	(d)	Draw the Correct number of pictures (1 to 5)
	(e)	Concept - Empty / Full

	(f)	Dictation
	(g)	What Comes After 1 to 20
Fun with Maths	Page No. 76 to 92	

Tools of Evaluation	Teaching Aids
Oral Test, Note Book, Mental Ability, Dictation	Green Board, E - Smart Board, Board Test, Worksheets, Curriculum Guidelines, Child Craft Kit, Fun with Maths Book

FEBRUARY		
Oral		Numbers 51 to 100
Written	(a)	Counting 1 to 100
Fun with Maths	Page No. 93 to 103	

MARCH	Assessment - 3
--------------	-----------------------

Note : During the Syllabus teachers will follow activities - Magic Game, Arrange objects in order, Walk on Shape, to Practice in thinking, Problem solving, Classifying etc. from Curriculum Guidelines and Child Craft Kit.



Tools of Evaluation	Teaching Aids
Listening, Speaking, Picture Recognition Quiz	Chart, Flash Cards, CD, Green Board, E- Smart Board, Child Craft Kit, Puppets, Worksheets

JANUARY		
Name and Recognize	a)	My Birthday Party (Any 5)
	b)	Bathroom Articles (Any 5)
Activity	A Visit to the library	

FEBRUARY	
Name and Recognize	a) Classroom Articles (Any 5) b) Our National Symbols (Any 5)
Activity	Role - Play on Helpers

MARCH	Assessment – 3
--------------	-----------------------

Basic Conversation	
	1. Where do we take bath?
	Ans. Bathroom
	2. What do you use to clean your teeth?
	Ans. Tooth Brush
	3. What do you use to write on Green Board?
	Ans. Chalk
	4. Which is our National Fruit?
	Ans. Mango.
	5. Who teaches you in the class ?
	Ans. Teacher
	6. What do your friends bring on your birthday?
	Ans. Presents (Gifts)

Lunch Prayer

Thank you God for the world so sweet

Thank you God for the food we eat

Thank you God for the birds that sing

Thank you God for everything.



VISUAL ART

Tools of Evaluation	Teaching Aids
Students' Interest, Neatness in Work, Level of Students' Imagination	Art Book, Colours, Worksheets, Drawing File, Water Colours, Green Board, E-Smart Board, Colourful Chalks, Duster

JANUARY	
Fun with Colors	Page No. 19 to 22
Drawing File	Draw a cat.
Activity	Related to any theme (Curriculum Guidelines Page No. 35)

FEBRUARY	
Fun with colors	Page no. 23 and 24
Drawing File	Trace the picture and colour it. Draw a cat and a tree

MARCH	Assessment - 3
-------	----------------



HEALTH & PHYSICAL EDUCATION

Tools of Evaluation	Teaching Aids
Interest, Team Spirit, Concentration Races, Health, Stamina, Team Spirit.	Balloons, Shirt with Buttons, Bananas, Different Food Items, Obstacle Objects, Garden, Demonstration, Rope.

JANUARY	
	(1) Balloon race
	(2) Meditation, Curriculum Guidelines Page No. 45
	(3) Guests
	(4) Posture (Curriculum Guidelines Page-45)
	(5) Buttoning the shirt.

Activity

Tug of War.

FEBRUARY

(1) Biscuit Race

(2) Nutrition (Healthy/Unhealthy Food)
Curriculum Guidelines Page-45.

(3) Obstacle Running.

Activity

Nature Care (Free visit to Garden)

MARCH**Assessment - 3**

1. Recitation of Gayatri Mantra

2. Mool Mantra

3. Rhymes according to month

JANUARY

1. कौआ

2. Pomp, tring, zoom, chuk

3. पानी

ActivityMaking up songs
(Curriculum Guidelines Page No. 36)**FEBRUARY**

1. Traffic Lights

2. होली

3. चिड़िया

Activity

Role Play from Curriculum Guidelines Page No. 39

MARCH**Assessment - 3**

ਮੂਲ ਮੰਤਰ

ੴ ਸਤਿ ਨਾਮੁ ਕਰਤਾ ਪੁਰਖੁ ਨਿਰਭਉ
ਨਿਰਵੈਰੁ ਅਕਾਲ ਮੂਰਤਿ ਅਜੂਨੀ ਸੈਭੰ
ਗੁਰ ਪ੍ਰਸਾਦਿ ॥
॥ ਜਪੁ ॥
ਆਦਿ ਸਚੁ ਜੁਗਾਦਿ ਸਚੁ ॥
ਹੈ ਭੀ ਸਚ ਨਾਨਕ ਹੋਸੀ ਭੀ ਸਚ ॥੧॥


THIRD TERM BLUE PRINT

(Oral / Practical)

ENGLISH

Sr.No.	Contents
1.	Uniform
2.	Discipline
3.	Condition of Book
4.	Basic Conversation
5.	Picture Recognition (u to z)
6.	Topic "Myself"
7.	Alphabet Recognition (a to z)

HINDI

Sr.No.	Contents
1.	Uniform
2.	Condition of book
3.	Discipline
4.	मेरा परिचय
5.	मौखिक प्रश्न
6.	पुस्तक द्वारा चित्र पहचान

MATHEMATICS

Sr.No.	Contents
1.	Uniform
2.	Discipline
3.	Condition of Books
4.	Counting 1 to 100
5.	Count and Tell
6.	Concept - Empty / Full

GENERAL KNOWLEDGE

Sr. No.	Contents
1.	Uniform
2.	Discipline
3.	Condition of message Books
4.	Prayer (Morning & Lunch)
5.	Conversation: Question/answer
6.	Name any 5 (Class room article/Things used in birthday party)
7.	Recognition of Picture & Articles

MUSIC / DANCE

Sr.No.	Contents
1.	Uniform
2.	Discipline
3.	Recitation of Gayatri Mantra / Mool Mantra
4.	One Rhyme in Hindi(LIVE)
5.	One Rhyme in English(LIVE)
6.	Action with Hindi Rhyme (CD)
7.	Action with English Rhyme (CD)

HEALTH AND PHYSICAL EDUCATION

Sr.No.	Contents
1.	Uniform
2.	Discipline
3.	Commands
4.	Race - Obstacle
5.	Meditation + Posture
6.	Shram Daan / Nature Care

Sr. No.	Month	Name of the Activity
1.	April	Welcome Fiesta LKG to 3rd
2.	May	Splash Pool Party LKG & UKG
3.	July	Mike show (Show & Tell Activity)
4.	August	Independence Day Celebration (LKG & UKG)
5.	September	-
6.	October	Swings Day / Fun Time Activities (LKG & UKG)
7.	November	Children's Day Celebration (Sports Day)
8.	December	-
9.	January	Colour's Day



ओ३म्
DAV PUBLIC SCHOOL SAMANA
(SENIOR SECONDARY)
CBSE AFFILIATED-1630571



NEAR CHAK AMRITSARIA PATRAN ROAD, SAMANA - 147101, DIST. PATIALA (PB)

List of Activities under Ek Bharat Shreshta Bharat

Sr.No	Description of Activity	Month/Day/ Location	Learning Outcome
1	Exposure of students to the alphabets, songs, proverb and 100 sentences in the languages of the partnering State/UT.	Academic Year/ Every Week / school premises	It will develop the linguistic capacity of the students.
2	Essay Competition among students in the language of the partnering State/UT	Academic Year	It will develop multi-linguistic skills in students.
3	Drama/Role Play on culture, history, the tradition of partnering State/UT.	Academic Year/school premises	The students will be able to learn the culture of the partnering State/UT.
4	Identification/translation and dissemination of similar proverbs in the language of partnering State/UT.	Academic Year	The students will be able to learn the language and culture of the Partnering state/UT.

5	“Themed Display Board/Wall magazine” on the partnering state. (Historical Monuments, Dressing Style, painting, handicrafts, alphabet and basic sentences of the partnering State/UTs).	Round the Year/ school premises	The pictorial representation will help them in learning and Understanding about partnering States/UTs.
6	Pledge on Swachhta/ Single-use plastic/ water saving/ National Unity in the language of partnering states/UTs	At least two times every month/ Schools’ premises during morning assembly.	The students will have exposure to partnering state language. Enhance social responsibility among students.
7	“Questions/ Answer session” (Quiz) on partnering States/UTs. (Know Your Partner States/UTs)	Once in a month/ Morning Assembly.	It will help students to remember the important facts about partnering States/UTs.
8	“State Day Celebration” of partner State/UT	On State Day/ School Premises	It will develop a sense of unity among the students of both the States/UTs.

Dr Mohan Lal Sharma

Principal



DAV PUBLIC SCHOOL SAMANA (SENIOR SECONDARY)



CBSE AFFILIATED-1630571

NEAR CHAK AMRITSARIA PATRAN ROAD, SAMANA - 147101, DIST. PATIALA (PB)

ECO CLUB

An Eco-Club is a group of school teachers & students interested in environmental issues and willing to make significant contribution to society.

OBJECTIVES:

- To make children understand environment and environmental problems.
- To provide environmental education opportunities for school children.
- To utilize the unique position of school children as conduits for awareness of the society at large.
- To facilitate children's participation in decision making in areas related to environment & development.
- To bring children into direct contact with the environmental problems being faced by society they live in and make them think of solutions.
- To involve children in action based programmes related to environment in their surroundings.
- To aware students with various ways to conserve water.
- To motivate students to conserve and collect Rain water.

Activities for ECO CLUB:

S. No	Activity name
1.	Earth Day Celebration- Speech in Assembly & Kachhra Samadhan Mahotsav
2	Say No to Plastic Tiffin and ALUMINIUM foil
3.	Visit to sewage waste management plant & Conservation of water plant
4.	Tree Plantation Drive. (Vanmahotsav celebration)
5.	Say no to Plastic Bags Introduction of Eco friendly bags
6.	Cleaning of various labs of school.

7.	Motivate students to conserve water by engaging them in various activities
8.	Constitute a School Water Management Committee
9	Students can be made to visit a water treatment plant in the area to witness water processing and other places where conservation practices are being adopted.
10.	Sharam Daan for Cleanliness of school Garden.
11	Let's talk about fuel and electricity importance and management.
12	Rally -Say no to Crackers
13	Waste Management - - Measures for minimization of waste -Increasing value by reducing, reusing and recycling as much as possible. - Paper recycling and paper Mache artwork from waste paper - Segregation of waste and Composting
14	Nature Walk and Nature Watch

Eco-Club Committee

**Principal
Dr. Mohan Lal Sharma**



ॐ
ओ३म्
DAV PUBLIC SCHOOL SAMANA
(SENIOR SECONDARY)
CBSE AFFILIATED-1630571



MEDICAL PLANNER FOR CLASSES LKG to 3rd (JUNIOR)
SESSION: 2020-2021

MONTH	TOPICS
APRIL	World Health Day topic: Health for all (Regarding Corona Virus)
MAY	What's on my plate? + Table Manners
JUNE	RESPECT- A Way of life
JULY	UH-OH My Nose is Bleeding! + DEHYDRATION - When Your Body Needs More Water
AUGUST	Body Boundaries (Under Pant Rules/Good Touch + Bad Touch)
SEPTEMBER	Dental Hygiene + ACTIVITY - You and Your Environment
OCTOBER	Healthy Food in School Tiffin + Eat More Fruits and Veggies
NOVEMBER	Are You Ready For Winter? (Cold, Flu, Sore Throat)
DECEMBER	SWEARING - Using Bad Words
JANURAY	Use of Internet/Computer Games/Mobile Phones
FEBRUARY	DISCIPLINE-Keeping the Rules
MARCH	SHYNESS - Are You Shy?? + CONFIDENCE - Put Your Best Foot Forward

School Medical Officer
Dr Harsimran Kaur

Dr Mohan Lal Sharma
Principal

Important Days (Awareness)

Session 2020-21

APRIL

<u>S.No</u>	<u>Date</u>	<u>Day</u>	
1	2 nd April	Thursday	Ram Navami
2	6 th April	Monday	Mahavir Jayanti
3	7 th April	Tuesday	World Health Day
4	8 th April	Wednesday	Arya Samaj Sathapana Diwas, New Session Beginning 1 st to 10+2 (Hawan Yajna) Mangal Kamna Diwas
5	10 th April	Friday	New Session Beginning LKG & UKG (Shubhaarambh)
6	13 th April	Monday	Jallianwala Bagh Massacre
7	14 th April	Tuesday	Dr. B.R. Ambedkar Jayanti
8	18 th April	Saturday	World Heritage Day, Welcome Fiesta: LKG to 3 rd
9	19 th April	Sunday	Mahatama Hansraj Jayanti
10	22 nd April	Wednesday	World Earth Day - (Celebration by Science Department)
11	23 rd April	Thursday	World Book Day, English Language Day- (Celebration by English Department)
12	25 th April	Saturday	Parshuram Jayanti, World Malaria Day
13	29 th April	Wednesday	International Dance Day

MAY

<u>S.No</u>	<u>Date</u>	<u>Day</u>	
1	1 st May	Friday	Labour Day -(SEWA Projects-By Sports Department) (Role Play- Our Helpers -by class 5 th)
2	3 rd May	Sunday	World Press Freedom Day
3	4 th May	Monday	Students Council Interview- (By All Houses)
4	5 th May	Tuesday	
5	7 th May	Thursday	Tagore Jayanti, Buddha Purnima- (Tribute by Running House)
6	8 th May	Friday	World Red Cross Day- (By First Aid Committee/ SEWA Project)

7	10 th May	Sunday	Mothers day- (Celebration by 1 st & 2 nd Class)
8	11 th May	Monday	National Technology Day
9	15 th May	Friday	International Family Day
10	17 th May	Sunday	World Telecommunication & Information Society Day
11	23 rd May	Saturday	Interaction with Parents- PTM (Classes- 6 th to 10+2)
12	24 th May	Sunday	Common Wealth Day
13	25 th May	Monday	Eid-Ul-Fitr
14	26 th May	Tuesday	Guru Arjan Dev Ji Martyrdom Day
15	27 th May	Wednesday	Investiture Ceremony- (By all Houses)
16	30 th May	Saturday	Interaction with Parents- PTM (Classes- LKG to 5 th)
17	31 st May	Sunday	World No Tobacco Day

JUNE

<u>S.No</u>	<u>Date</u>	<u>Day</u>	
1	1 st June	Monday	Dav Foundation Day- (Hawan Yajna) Global Day of Parents
2	5 th June	Friday	World Environment Day, Sant Kabir Jayanti
3	12 th June	Friday	Anti Child Labour Day
4	14 th June	Sunday	World Blood Donor Day
5	21 st June	Sunday	Yoga Day- (Celebration by NCC Cadets) Father's Day
6	26 th June	Friday	International Anti Drug Day

JULY

<u>S.No</u>	<u>Date</u>	<u>Day</u>	
1	11 th July	Saturday	World Population Day
2	15 th July	Wednesday	World Youth Skill Day
3	26 th July	Sunday	Kargil Vijay Diwas
4	28 th July	Tuesday	World Hepatitis Day
5	31 st July	Friday	Martyrdom Day Of Saheed Udam Singh Ji (Tribute by Running House)

AUGUST

<u>S.No</u>	<u>Date</u>	<u>Day</u>	
1	3 rd Aug	Monday	Raksha Bandhan
2	8 th Aug	Saturday	World Senior Citizen Day
3	11 th Aug	Tuesday	Krishna Janamashtami (Celebration by Senior Wing- Matki Fod + Kirtan Sandhya)
4	12 th Aug	Wednesday	World Youth Day
5	15 th Aug	Saturday	Independence Day- (Celebration by Pre- Primary Block)
6	18 th Aug	Tuesday	Sanskrit Diwas- (Celebration By Sanskrit Department)
7	19 th Aug	Wednesday	World Photography Day, Parkash Utsav Shri Guru Granth Sahib Ji
8	20 th Aug	Thursday	National Sadhbhavana Diwas
9	21 st Aug	Friday	Teej (Hari Talika)- Celebration by 11 th & 12 th
10	29 th Aug	Saturday	National Sports Day- Celebration by Sports Department

SEPTEMBER

<u>S.No</u>	<u>Date</u>	<u>Day</u>	
1	5 th Sep	Saturday	Teachers Day (Guru Utsav)
2	8 th Sep	Tuesday	International Literacy Day- (Celebration by Punjabi Department)
3	14 th Sep	Monday	Hindi Diwas- (Celebration by Hindi Department)
4	15 th Sep	Tuesday	International Democracy Day
5	16 th Sep	Wednesday	World Ozone Preservation Day
6	21 st Sep	Monday	International Peace Day
7	27 th Sep	Sunday	World Tourism Day
8	29 th Sep	Tuesday	World Heart Day

OCTOBER

<u>S.No</u>	<u>Date</u>	<u>Day</u>	
1	2 nd Oct	Friday	Mahatama Gandhi Jayanti & Non Violence Day, Lal Bahadur Jayanti (Tribute by Houses)
2	3 rd Oct	Saturday	World Nature Day
3	4 th Oct	Sunday	World Animal Day

4	6 th Oct	Tuesday	World Wildlife Day
5	8 th Oct	Thursday	Indian Air Force Day
6	11 th Oct	Sunday	International Girl Child Day
7	15 th Oct	Thursday	World Students Day
8	16 th Oct	Friday	World Food Day- (Celebration By UKG Class)
9	17 th Oct	Saturday	Maharaja Aggarsain Jayanti
10	24 th Oct	Saturday	United Nations Day- (Celebration by Social Science Department)
11	25 th Oct	Sunday	Dussehra- (Celebration by Running House)
12	31 st Oct	Saturday	Maharishi Valmiki Jayanti, National Unity Day

NOVEMBER

<u>S.No</u>	<u>Date</u>	<u>Day</u>	
1	1 st Nov	Sunday	Punjab Diwas
2	2 nd Nov	Monday	Prakash Guru Parb of Shri Ram Dass ji
3	4 th Nov	Wednesday	Karva Chauth
4	7 th Nov	Saturday	World Cancer Awareness Day
5	11 th Nov	Wednesday	National Education Day
6	14 th Nov	Saturday	Diwali, Children Day- (Thanks Giving Activity By Senior Block)
7	15 th Nov	Sunday	Goverdhan Puja , Vishavkarma Day
8	16 th Nov	Monday	Bhai Dooj
9	19 th Nov	Thursday	National Integration Day
10	26 th Nov	Thursday	Communal Harmony
11	30 th Nov	Monday	Shri Guru Nanak Dev Jayanti- (Celebration By Punjabi Department)

DECEMBER

<u>S.No</u>	<u>Date</u>	<u>Day</u>	
1	1 st Dec	Tuesday	World AIDS Day
2	2 nd Dec	Wednesday	World Computer Literacy Day (Celebration by Computer Department)
3	4 th Dec	Friday	Indian Navy Day
4	7 th Dec	Monday	Indian Armed Forces Flag Day
5	9 th Dec	Wednesday	International Anti Corruption Day

6	10 th Dec	Thursday	Human Rights Day
7	22 nd Dec	Tuesday	National Mathematics Day (Celebration by Maths Department)
8	23 rd Dec	Wednesday	Shradhanand Balidan Diwas, National Farmer's Day
9	25 th Dec	Friday	Christmas Day
10	26 th to 28 th Dec	Saturday, Sunday, Monday	Shaheedi Jor Mela (By Primary Block)

JANUARY

<u>S.No</u>	<u>Date</u>	<u>Day</u>	
1	1 st Jan	Friday	New Year (Hawan Yajna)
2	10 th Jan	Sunday	World Laughter Day
3	12 th Jan	Tuesday	National Youth Day
4	13 th Jan	Wednesday	Lohri- (Celebration by Running House)
5	14 th Jan	Thursday	Makar Sankranti
6	20 th Jan	Wednesday	Guru Gobind Singh Ji Jayanti
7	23 th Jan	Saturday	Neetaji Subhash Chandra Bose Birth Anniversary
8	25 th Jan	Monday	National Voters Day
9	26 th Jan	Tuesday	Republic Day- (Celebration by Running House)
10	30 th Jan	Saturday	Mahatama Gandhi Martyrdom Day- (Tribute by Running House)

FEBRUARY

<u>S.No</u>	<u>Date</u>	<u>Day</u>	
1	4 th Feb	Thursday	World Cancer Day
2	16 th Feb	Tuesday	Basant Panchmi- (Celebration by Running House)
3	20 th Feb	Saturday	World Day of Social Justice
4	21 st Feb	Sunday	Maharishi Dayanand Saraswati Jayanti- (Shradanjali by Running House)
5	23 rd Feb	Tuesday	World Peace & Understanding Day
6	24 th Feb	Wednesday	Rishi Bodh Utsav
7	27 th Feb	Saturday	Guru Ravidas Jayanti
8	28 th Feb	Sunday	National Science Day

MARCH

<u>S.No</u>	<u>Date</u>	<u>Day</u>	
1	3rd March	Wednesday	National Defence Day
2	8th March	Monday	International Women's Day
3	11th March	Thursday	Maha Shiv Ratri
4	15th March	Monday	World Consumers Rights Day
5	22nd March	Monday	World Water Day
6	29th March	Monday	Holi

आर्य पर्व

S.No	Date	Day	Day
1	6 अप्रैल	सोमवार	आर्य समाज स्थापना दिवस
2	14 अप्रैल	मंगलवार	पंडित गुरुदत्त विद्यार्थी जन्म दिवस
3	19 अप्रैल	रविवार	महात्मा हंसराज दिवस
4	1 जून	सोमवार	डी.ए.वी .स्थापना दिवस
5	14 सितम्बर	सोमवार	गुरु विरजानंद पुण्यतिथि
6	5 अक्टूबर	सोमवार	स्वामी विरजानंद जयंती
7	16 अक्टूबर	शुक्रवार	महात्मा आनंद स्वामी जन्म दिवस
8	24 अक्टूबर	शनिवार	महात्मा आनंद स्वामी पुण्यतिथि
9	27 अक्टूबर	मंगलवार	ऋषि निर्वाणोत्सव
10	14 नवम्बर	शनिवार	स्वामी दयानंद विरजानंद की कुटिया
11	15 नवम्बर	रविवार	महात्मा हंसराज पुण्यतिथि
12	21 नवम्बर	शनिवार	रामचंद्र छत्रपति बलिदान दिवस
13	19 दिसम्बर	शनिवार	पंडित राम प्रसाद बिस्मिल बलिदान दिवस
14	23 दिसम्बर	बुधवार	स्वामी श्रद्धानंद बलिदान दिवस
15	12 जनवरी	मंगलवार	स्वामी विवेकानंद जयंती
16	28 जनवरी	वीरवार	लाला लाजपतराय जयंती
17	21 फ़रवरी	रविवार	मुनि मुनिश्वरानंद पुण्यतिथि
18	28 फ़रवरी	रविवार	ऋषि दयानंद सरस्वती जन्म दिवस
19	4 मार्च	वीरवार	ऋषि बोधोत्सव
20	19 मार्च	शुक्रवार	पंडित गुरुदत्त विद्यार्थी पुण्यतिथि





Holidays List Session 2020-21

<u>S.No</u>	<u>Date</u>	<u>Day</u>	
1	13 th April	Monday	Baisakhi
2	25 th April	Saturday	Parshu Ram Jayanti
3	25 th May	Monday	Eid Ul Fitar
4	3 rd Aug	Monday	Raksha Bandhan
5	11 th Aug	Tuesday	Krishan Janamashtami
6	15 th Aug	Saturday	Independence Day
7	2 nd Oct	Friday	Mahatama Gandhi Jayanti
8	17 th Oct	Saturday	Maharaja Aggarsain Jayanti
9	25 th Oct	Sunday	Dussehra
10	31 st Oct	Saturday	Maharishi Valmiki Jayanti
11	4 th Nov	Wednesday	Karva Chauth
12	14 th Nov	Saturday	Diwali
13	15 th Nov	Sunday	Vishavkarma DAY/ Goverdhan Puja
14	16 th Nov	Monday	Bhai Dooj
15	24 th Nov	Tuesday	Martyrdom Day of Shri Guru Teg Bahadur Ji
16	30 th Nov	Monday	Parkash Purb of Shri Guru Nanak Dev Ji
17	25 th Dec	Friday	Christmas Day
18	26 th to 28 th Dec	Saturday to Monday	Jor Mela
19	14 th Jan	Thursday	Makar Sankranti
20	20 th Jan	Wednesday	Shri Guru Gobind Singh Jayanti
21	26 th Jan	Tuesday	Republic Day
22	27 th Feb	Saturday	Shri Guru Ravidas Jayanti
23	11 th March	Thursday	Maha Shivratri

SCHOOL HOUSES

SESSION -2020-21



Name of House	Motto	Tagline	Colour	LOGO
Honesty House	Be Loyal and Trustworthy	The Art Of Being Truthful	Saffron	
Work culture House	Effective Management and Team Work	Goodness and hard work always rewarded with respect	Red	
Faithful House	Faithful Action is the Fundamental key to Success	Satayamev Jayate	Blue	
Discipline House	Self control Or Self command	Discipline turns ability into achievement	Green	

DO's AND DON'Ts**Do's**

1. Give due regards to your elders.
2. Prepare yourself well to perform well.
3. Converse in English in School Campus.
4. Come to school well groomed, in proper Uniform.
5. Bring the student diary to school daily.
6. Be regular in attendance and never be late to school. Attend morning assembly without fail.
7. Keep your classroom and school premises clean and tidy.
8. Turn off the taps after use.
9. Switch off fans and lights when not in use.
10. Be fair and honest at work. Always be considerate of the rights of others.
11. Make use of the Library.

Don'ts

1. Do not bring precious articles in school.
2. Do not damage the school property.
3. Do not make noise in the classroom, corridors, auditorium or elsewhere in the school campus
4. Do not bring gadgets such as mobile phones, I Pads, MP3's etc
5. Do not absent yourself from school. 75% attendance is the minimum requirement.
- 6 Do not use abusive language.
7. Do not pluck flowers. Never touch electric plugs.
8. Do not wear expensive jewellery to school.
9. Don't involve in physical fights.
10. Do not come in personal vehicles to school.

CODE OF CONDUCT

- ❖ Converse in English in school campus.
- ❖ Come to school regularly. In case you want to avail leave, kindly get it sanctioned from class teacher.
- ❖ Ensure proper order and discipline while moving to the playground / assembly / library or any lab.
- ❖ Library books must be handled with extra care and must be returned in time.
- ❖ Shouting / Fighting or Indulging in unruly behavior in the school premises is forbidden.
- ❖ Kindly contribute to make your school clean DAV, Green DAV.
- ❖ Proper decorum should be maintained while singing National Anthem / DAV Anthem and School Prayers as a mark of patriotism.
- ❖ Students should not carry any sharp objects like blade, knife, paper cutter etc. as they can prove to be harmful.
- ❖ Possession of crackers / bursting crackers / playing with colours in the school is strictly prohibited.
- ❖ Any student found with expensive jewellery, mobile phone, CD's, any other objectionable article will be subjected to fine and confiscation of the above mentioned articles.

TEN PRINCIPLES OF THE ARYA SAMAJ

1. God is the primary source of all true knowledge and of all that can be known through it.
2. God is Existent, Intelligent and Blissful. He is Formless, Almighty, Just Merciful, Unborn, Infinite, Unchallengeable, Beginning less, Incomparable the support and Lord of all, Omniscient, Imperishable, Immortal, Fearless, Eternal, Holy and the Maker of the Universe. To him alone worship is due.
3. The Vedas are scriptures of true knowledge. It is the duty of all Aryas to read them, hear them being read and recite them to others.
4. We should always be ready to accept the truth and give up untruth.
5. All actions should be performed in conformity with Dharma, that is, after due consideration of right and wrong.
5. The primary aim of the Arya Samaj is too good for all, that is, to promote their physical, spiritual and social well-being.
6. We should treat all people with love, fairness and due regards for their merit.
7. One should aim at dispelling ignorance and promoting knowledge.
8. One should not only be content with one's own welfare but should look for it in the welfare of other also.
10. One should regard oneself under restriction to follow altruistic rulings of the society, while all should be free in following the rules of individual welfare

आर्य समाज के नियम

1. सब सत्य विद्या और जो पदार्थ विद्या से जाने जाते हैं, उन सब का आदि मूल परमेश्वर है।
2. ईश्वर सच्चिदानंद स्वरूप, निराकार, सर्वशक्तिमान, न्यायकारी, दयालु, सर्वेश्वर, सर्वव्यापक, सर्वांतर्यामी, अजर, अमर, अभय, नित्य, पवित्र और सृष्टिकर्ता है उसी की उपासना करने योग्य है।
3. वेद सब सत्य विद्याओं की पुस्तक है। वेद का पढ़ना-पढ़ाना और सुनना-सुनाना सब आर्यों का परम धर्म है।
4. सत्य के ग्रहण करने और असत्य के छोड़ने में सर्वदा उद्यत रहना चाहिए।
5. सब काम धर्मानुसार अर्थात् सत्य और असत्य का विचार करके करना चाहिए।
6. संसार का उपकार करना इस समाज का मुख्य उद्देश्य है अर्थात् शारीरिक, आत्मिक और सामाजिक उन्नति करना।
7. सबसे प्रीतिपूर्वक धर्मानुसार यथायोग्य वर्तना चाहिए।
8. अविद्या का नाश और विद्या की वृद्धि करनी चाहिए।
9. प्रत्येक को अपनी ही उन्नति से संतुष्ट न रहना चाहिए, किंतु सबकी उन्नति में अपनी उन्नति समझनी चाहिए।
10. सब मनुष्यों को सामाजिक सर्वहितकारी नियम पालने में परतंत्र रहना चाहिए और प्रत्येक हितकारी नियम में सब स्वतंत्र रहें।